

SUMMARY OF APPROPRIATIONS, ALLOTMENTS, OBLIGATIONS AND BALANCES BY OBJECT OF EXPENDITURES
As of the Quarter Ending September 30, 2017

Department: Other Executive Offices
 Agency: National Library of the Philippines
 Operating Unit: N/A
 Organization Code (UACS): 260190000000
 Fund Cluster: 01 - Regular Agency Fund

Authorization: 01 - Current Year Appropriations
 Report Status: SUBMITTED


Particulars	UACS CODE	Appropriation			Allotments						Current Year Obligations					Current Year Disbursements					Balances			
		Authorized Appropriation	Adjustments (Transfer (To)/From, Realignment)	Adjusted Appropriations	Allotments Received	Adjustments (Withdrawal, Realignment)	Transfer To	Transfer From	Adjusted Total Allotments	1st Quarter Ending March 31	2nd Quarter Ending June 30	3rd Quarter Ending Sept. 30	4th Quarter Ending Dec. 31	Total	1st Quarter Ending March 31	2nd Quarter Ending June 30	3rd Quarter Ending Sept. 30	4th Quarter Ending Dec. 31	Total	Unreleased Appropriations	Unobligated Allotment	Unpaid Obligations (15-20) = (23+24)		
																						Due and Demandable	Not Yet Due and Demandable	
1	2	3	4	5=(3+4)	6	7	8	9	10=[(6+7)+8+9]	11	12	13	14	15=(11+12+13+14)	16	17	18	19	20=(16+17+18+19)	21=(5-10)	22=(10-15)	23	24	
I. Agency Specific Budget																								
Specific Budgets of National Government Agencies	01101101	191,466,000.00		191,466,000.00	191,466,000.00				191,466,000.00	28,148,396.19	27,117,124.65	24,095,136.46		79,360,657.30	19,187,364.94	27,753,641.63	26,683,932.95		73,624,939.52		112,105,342.70		5,735,717.78	
Personnel Services		58,990,000.00		58,990,000.00	58,990,000.00				58,990,000.00	12,696,721.37	15,874,734.12	12,254,504.08		40,825,959.57	12,632,841.01	15,886,519.93	12,171,196.88		40,690,557.82		18,164,040.43		135,401.75	
Salaries and Wages	5010100000	43,724,000.00	(820,987.26)	42,903,012.74	43,724,000.00	(820,987.26)			42,903,012.74	10,489,652.18	10,615,952.11	10,458,248.18		31,563,852.47	10,489,652.18	10,615,952.11	10,458,248.18		31,563,852.47		11,339,160.27			
Salaries and Wages - Regular	5010101000	43,724,000.00	(820,987.26)	42,903,012.74	43,724,000.00	(820,987.26)			42,903,012.74	10,489,652.18	10,615,952.11	10,458,248.18		31,563,852.47	10,489,652.18	10,615,952.11	10,458,248.18		31,563,852.47		11,339,160.27			
Basic Salary - Civilian	5010101001	43,724,000.00	(820,987.26)	42,903,012.74	43,724,000.00	(820,987.26)			42,903,012.74	10,489,652.18	10,615,952.11	10,458,248.18		31,563,852.47	10,489,652.18	10,615,952.11	10,458,248.18		31,563,852.47		11,339,160.27			
Other Compensation	5010200000	13,717,000.00	986,126.43	14,703,126.43	13,717,000.00	986,126.43			14,703,126.43	1,974,369.20	4,824,720.53	1,594,624.52		8,393,714.25	1,921,551.03	4,824,720.53	1,511,321.82		8,257,593.38		6,309,412.18		136,120.87	
Personal Economic Relief Allowance (PERA)	5010201000	3,240,000.00		3,240,000.00	3,240,000.00				3,240,000.00	768,181.76	773,545.43	782,818.13		2,324,545.32	715,363.59	773,545.43	762,818.13		2,251,727.15		915,454.68		72,818.17	
PERA - Civilian	5010201001	3,240,000.00		3,240,000.00	3,240,000.00				3,240,000.00	768,181.76	773,545.43	782,818.13		2,324,545.32	715,363.59	773,545.43	762,818.13		2,251,727.15		915,454.68		72,818.17	
Representation Allowance (RA)	5010202000	582,000.00	140,000.00	722,000.00	582,000.00	140,000.00			722,000.00	240,500.00	178,500.00	172,500.00		589,500.00	240,500.00	176,500.00	172,500.00		589,500.00		132,500.00			
Representation Allowance (RA)	5010202000	582,000.00	140,000.00	722,000.00	582,000.00	140,000.00			722,000.00	240,500.00	178,500.00	172,500.00		589,500.00	240,500.00	176,500.00	172,500.00		589,500.00		132,500.00			
Transportation Allowance (TA)	5010203000	582,000.00	140,000.00	722,000.00	582,000.00	140,000.00			722,000.00	240,500.00	149,500.00	145,500.00		535,500.00	240,500.00	149,500.00	145,500.00		535,500.00		186,500.00			
Transportation Allowance (TA)	5010203001	582,000.00	140,000.00	722,000.00	582,000.00	140,000.00			722,000.00	240,500.00	149,500.00	145,500.00		535,500.00	240,500.00	149,500.00	145,500.00		535,500.00		186,500.00			
Clothing/Uniform Allowance	5010204000	675,000.00		675,000.00	675,000.00				675,000.00	645,000.00	5,000.00			650,000.00	645,000.00	5,000.00			650,000.00		25,000.00			
Clothing/Uniform Allowance - Civilian	5010204001	675,000.00		675,000.00	675,000.00				675,000.00	645,000.00	5,000.00			650,000.00	645,000.00	5,000.00			650,000.00		25,000.00			
Honoraria	5010210000		63,302.64	63,302.64		63,302.64			63,302.64			63,302.64		63,302.64									63,302.64	
Honoraria - Civilian	5010210001		63,302.64	63,302.64		63,302.64			63,302.64			63,302.64		63,302.64									63,302.64	
Overtime and Night Pay	5010213000		182,543.79	182,543.79		182,543.79			182,543.79	77,680.94	61,359.10	43,503.75		182,543.79	77,680.94	61,359.10	43,503.69		182,543.73				.06	
Overtime Pay	5010213001		182,543.79	182,543.79		182,543.79			182,543.79	77,680.94	61,359.10	43,503.75		182,543.79	77,680.94	61,359.10	43,503.69		182,543.73				.06	
Year End Bonus	5010214000	3,644,000.00		3,644,000.00	3,644,000.00				3,644,000.00	2,506.50	44,814.00			47,320.50	2,506.50	44,814.00			47,320.50		3,596,679.50			
Bonus - Civilian	5010214001	3,644,000.00		3,644,000.00	3,644,000.00				3,644,000.00	2,506.50	44,814.00			47,320.50	2,506.50	44,814.00			47,320.50		3,596,679.50			
Cash Gift	5010215000	675,000.00		675,000.00	675,000.00				675,000.00		2,500.00			2,500.00		2,500.00			2,500.00		672,500.00			
Cash Gift - Civilian	5010215001	675,000.00		675,000.00	675,000.00				675,000.00		2,500.00			2,500.00		2,500.00			2,500.00		672,500.00			
Other Bonuses and Allowances	5010299000	4,319,000.00	460,280.00	4,779,280.00	4,319,000.00	460,280.00			4,779,280.00		3,611,502.00	387,000.00		3,998,502.00		3,611,502.00	387,000.00		3,998,502.00		780,778.00			
Productivity Enhancement Incentive - Civilian	5010299012	675,000.00		675,000.00	675,000.00				675,000.00												675,000.00			
Mid-Year Bonus - Civilian	5010299036	3,644,000.00	73,280.00	3,717,280.00	3,644,000.00	73,280.00			3,717,280.00		3,611,502.00			3,611,502.00		3,611,502.00			3,611,502.00		105,778.00			
Anniversary Bonus - Civilian	5010299038		387,000.00	387,000.00		387,000.00			387,000.00			387,000.00		387,000.00			387,000.00		387,000.00					
Personnel Benefit Contributions	5010300000	723,000.00		723,000.00	723,000.00				723,000.00	145,954.43	217,926.50	180,687.00		544,567.93	134,904.62	229,712.31	180,687.50		545,304.43		178,432.07		(736.50)	
Pag-IBIG Contributions	5010302000	162,000.00		162,000.00	162,000.00				162,000.00	38,600.00	38,600.00	38,400.00		115,600.00	38,600.00	38,600.00	38,400.00		115,600.00		46,400.00			
Pag-IBIG - Civilian	5010302001	162,000.00		162,000.00	162,000.00				162,000.00	38,600.00	38,600.00	38,400.00		115,600.00	38,600.00	38,600.00	38,400.00		115,600.00		46,400.00			
PhilHealth Contributions	5010303000	399,000.00		399,000.00	399,000.00				399,000.00	68,155.00	140,626.50	103,887.00		312,668.50	70,205.00	139,312.50	103,887.50		313,405.00		86,331.50		(736.50)	
PhilHealth - Civilian	5010303001	399,000.00		399,000.00	399,000.00				399,000.00	68,155.00	140,626.50	103,887.00		312,668.50	70,205.00	139,312.50	103,887.50		313,405.00		86,331.50		(736.50)	
Employees Compensation Insurance Premiums (EICIP)	5010304000	162,000.00		162,000.00	162,000.00				162,000.00	39,199.43	38,700.00	38,400.00		116,299.43	26,099.62	51,799.81	38,400.00		116,299.43		45,700.57			
EICIP - Civilian	5010304001	162,000.00		162,000.00	162,000.00				162,000.00	39,199.43	38,700.00	38,400.00		116,299.43	26,099.62	51,799.81	38,400.00		116,299.43		45,700.57			
Other Personnel Benefits	5010400000	826,000.00	(165,139.17)	660,860.83	826,000.00	(165,139.17)			660,860.83	86,745.56	216,134.98	20,944.38		323,824.92	86,733.18	216,134.98	20,939.38		323,807.54		337,035.91		17.38	
Other Personnel Benefits	5010499000	826,000.00	(165,139.17)	660,860.83	826,000.00	(165,139.17)			660,860.83	86,745.56	216,134.98	20,944.38		323,824.92	86,733.18	216,134.98	20,939.38		323,807.54		337,035.91		17.38	
Lump-sum for Step Increments - Length of Service	5010499010	109,000.00		109,000.00	109,000.00				109,000.00	1,745.56	2,430.45	837.58		5,013.59	1,733.18	2,430.45	832.58		4,996.21		103,866.41		17.38	
Lump-sum for Step Increments - Meritorious Performance	5010499011	199,000.00	106.80	199,106.80	199,000.00	106.80			199,106.80					106.80					106.80		199,000.00			

Particulars	UACS CODE	Appropriation			Allotments					Current Year Obligations				Current Year Disbursements				Balances					
		Authorized Appropriation	Adjustments (Transfer To)/From, Realignment)	Adjusted Appropriations	Allotments Received	Adjustments (Withdrawal, Realignment)	Transfer To	Transfer From	Adjusted Total Allotments	1st Quarter Ending March 31	2nd Quarter Ending June 30	3rd Quarter Ending Sept. 30	4th Quarter Ending Dec. 31	Total	1st Quarter Ending March 31	2nd Quarter Ending June 30	3rd Quarter Ending Sept. 30	4th Quarter Ending Dec. 31	Total	Unreleased Appropriations	Unobligated Allotment	Unpaid Obligations (15-20) = (23+24)	
																						Due and Demandable	Not Yet Due and Demandable
1	2	3	4	5=(3+4)	6	7	8	9	10=[(6)+(7)+(8)+(9)]	11	12	13	14	15=(11+12+13+14)	16	17	18	19	20=(16+17+18+19)	21=(5-10)	22=(10-15)	23	24
Other Personnel Benefits	501049099	518,000.00	(165,245.97)	352,754.03	518,000.00	(165,245.97)			352,754.03	85,000.00	213,704.53	20,000.00		318,704.53	85,000.00	213,704.53	20,000.00		318,704.53		34,049.50		
Maintenance and Other Operating Expenses		91,630,000.00		91,630,000.00	91,630,000.00				91,630,000.00	15,451,874.82	8,039,732.34	11,840,632.38		35,332,039.54	6,554,523.93	11,844,892.10	11,382,377.48		29,781,793.51		56,297,960.46		5,560,246.03
Traveling Expenses	502010000	1,617,000.00	331,494.43	1,948,494.43	1,617,000.00	331,494.43			1,948,494.43	622,926.00	618,285.00	187,326.38		1,628,537.38	844,773.00	789,381.50	192,366.38		1,626,520.88		319,957.05		2,016.50
Traveling Expenses - Local	5020101000	1,328,000.00	323,591.54	1,651,591.54	1,328,000.00	323,591.54			1,651,591.54	808,766.00	443,292.28	179,826.38		1,431,884.66	630,613.00	614,388.78	184,866.38		1,429,868.16		219,706.88		2,016.50
Traveling Expenses - Local	5020101000	1,328,000.00	323,591.54	1,651,591.54	1,328,000.00	323,591.54			1,651,591.54	808,766.00	443,292.28	179,826.38		1,431,884.66	630,613.00	614,388.78	184,866.38		1,429,868.16		219,706.88		2,016.50
Traveling Expenses - Foreign	5020102000	289,000.00	7,902.89	296,902.89	289,000.00	7,902.89			296,902.89	14,160.00	174,992.72	7,500.00		196,652.72	14,160.00	174,992.72	7,500.00		196,652.72		100,250.17		
Traveling Expenses - Foreign	5020102000	289,000.00	7,902.89	296,902.89	289,000.00	7,902.89			296,902.89	14,160.00	174,992.72	7,500.00		196,652.72	14,160.00	174,992.72	7,500.00		196,652.72		100,250.17		
Training and Scholarship Expenses	502020000	1,692,000.00	265,399.20	1,957,399.20	1,692,000.00	265,399.20			1,957,399.20	519,176.09	1,079,943.60	159,621.10		1,758,740.79	377,826.09	1,161,143.60	154,850.00		1,693,619.69		198,658.41		65,121.10
Training Expenses	5020201000	1,692,000.00	265,399.20	1,957,399.20	1,692,000.00	265,399.20			1,957,399.20	519,176.09	1,079,943.60	159,621.10		1,758,740.79	377,826.09	1,161,143.60	154,850.00		1,693,619.69		198,658.41		65,121.10
Training Expenses	5020201002	1,692,000.00	265,399.20	1,957,399.20	1,692,000.00	265,399.20			1,957,399.20	519,176.09	1,079,943.60	159,621.10		1,758,740.79	377,826.09	1,161,143.60	154,850.00		1,693,619.69		198,658.41		65,121.10
Supplies and Materials Expenses	502030000	17,170,000.00	(1,884,883.18)	15,285,116.82	17,170,000.00	(1,884,883.18)			15,285,116.82	1,455,408.20	1,909,790.85	3,298,539.88		6,661,738.93	384,016.92	1,764,726.11	4,217,132.88		6,345,875.91		8,623,377.89		315,863.02
Office Supplies Expenses	5020301000	5,621,000.00	(2,085,253.69)	3,535,746.31	5,621,000.00	(2,085,253.69)			3,535,746.31	854,862.02	304,666.42	430,447.80		1,589,975.24	293,392.02	620,889.26	441,549.60		1,355,830.88		1,945,750.07		234,165.36
ICT Office Supplies	5020301001	583,000.00	(50,191.10)	532,808.90	583,000.00	(50,191.10)			532,808.90	59,700.00	42,400.00	108,295.75		210,395.75			150,505.50		150,505.50		322,413.15		59,890.25
Office Supplies Expenses	5020301002	5,038,000.00	(2,035,062.59)	3,002,937.41	5,038,000.00	(2,035,062.59)			3,002,937.41	795,182.02	262,266.42	322,152.05		1,379,600.49	293,392.02	620,889.26	291,044.10		1,205,325.38		1,623,336.92		174,275.11
Accountable Forms Expenses	5020302000		2,750.00	2,750.00		2,750.00			2,750.00			2,750.00		2,750.00			2,750.00		2,750.00				
Accountable Forms Expenses	5020302000		2,750.00	2,750.00		2,750.00			2,750.00			2,750.00		2,750.00			2,750.00		2,750.00				
Drugs and Medicines Expenses	5020307000	20,000.00		20,000.00	20,000.00				20,000.00	4,376.25		4,971.25		9,347.50	4,376.25		4,971.25		9,347.50		10,852.50		
Drugs and Medicines Expenses	5020307000	20,000.00		20,000.00	20,000.00				20,000.00	4,376.25		4,971.25		9,347.50	4,376.25		4,971.25		9,347.50		10,852.50		
Medical, Dental and Laboratory Supplies Expenses	5020308000	60,000.00		60,000.00	60,000.00				60,000.00		3,900.00	6,180.00		10,080.00		3,900.00	6,180.00		10,080.00		49,920.00		
Medical, Dental and Laboratory Supplies Expenses	5020308000	60,000.00		60,000.00	60,000.00				60,000.00		3,900.00	6,180.00		10,080.00		3,900.00	6,180.00		10,080.00		49,920.00		
Fuel, Oil and Lubricants Expenses	5020309000	450,000.00	(229,036.04)	220,963.96	450,000.00	(229,036.04)			220,963.96	18,071.15	48,786.96	51,153.39		118,011.50	18,071.15	48,786.96	49,528.29		116,386.40		102,952.46		1,825.10
Fuel, Oil and Lubricants Expenses	5020309000	450,000.00	(229,036.04)	220,963.96	450,000.00	(229,036.04)			220,963.96	18,071.15	48,786.96	51,153.39		118,011.50	18,071.15	48,786.96	49,528.29		116,386.40		102,952.46		1,825.10
Semi-Expendable Furniture, Fixtures and Books Expenses	5020322000	9,126,000.00	(508,816.24)	8,617,183.76	9,126,000.00	(508,816.24)			8,617,183.76	107,490.00	954,428.00	1,106,387.95		2,168,305.95		381,240.00	1,783,457.95		2,144,697.95		6,448,877.81		23,608.00
Books	5020322002	9,126,000.00	(508,816.24)	8,617,183.76	9,126,000.00	(508,816.24)			8,617,183.76	107,490.00	954,428.00	1,106,387.95		2,168,305.95		381,240.00	1,783,457.95		2,144,697.95		6,448,877.81		23,608.00
Other Supplies and Materials Expenses	5020399000	1,893,000.00	935,472.79	2,828,472.79	1,893,000.00	935,472.79			2,828,472.79	470,588.78	598,009.47	1,694,649.49		2,763,247.74	48,177.50	709,909.89	1,948,695.79		2,706,783.18		65,225.06		56,464.56
Other Supplies and Materials Expenses	5020399000	1,893,000.00	935,472.79	2,828,472.79	1,893,000.00	935,472.79			2,828,472.79	470,588.78	598,009.47	1,694,649.49		2,763,247.74	48,177.50	709,909.89	1,948,695.79		2,706,783.18		65,225.06		56,464.56
Utility Expenses	5020400000	8,775,000.00	(306,175.00)	8,468,825.00	8,775,000.00	(306,175.00)			8,468,825.00	1,450,791.38	1,859,797.56	1,672,619.08		4,983,108.02	999,031.69	2,174,427.93	1,715,119.08		4,888,578.70		3,485,716.88		94,529.32
Water Expenses	5020401000	1,425,000.00	(45,550.00)	1,379,450.00	1,425,000.00	(45,550.00)			1,379,450.00	288,802.58	159,136.62	165,757.65		613,696.85	71,557.92	239,251.96	208,357.65		519,167.53		765,753.15		94,529.32
Water Expenses	5020401000	1,425,000.00	(45,550.00)	1,379,450.00	1,425,000.00	(45,550.00)			1,379,450.00	288,802.58	159,136.62	165,757.65		613,696.85	71,557.92	239,251.96	208,357.65		519,167.53		765,753.15		94,529.32
Electricity Expenses	5020402000	7,350,000.00	(260,625.00)	7,089,375.00	7,350,000.00	(260,625.00)			7,089,375.00	1,161,988.80	1,700,660.94	1,506,761.43		4,369,411.17	927,473.77	1,935,175.97	1,506,761.43		4,369,411.17		2,719,963.83		
Electricity Expenses	5020402000	7,350,000.00	(260,625.00)	7,089,375.00	7,350,000.00	(260,625.00)			7,089,375.00	1,161,988.80	1,700,660.94	1,506,761.43		4,369,411.17	927,473.77	1,935,175.97	1,506,761.43		4,369,411.17		2,719,963.83		
Communication Expenses	5020500000	3,659,000.00	(113,189.25)	3,545,810.75	3,659,000.00	(113,189.25)			3,545,810.75	438,268.32	908,460.63	841,118.21		2,187,847.17	274,519.33	1,068,567.83	837,270.21		2,180,357.17		1,357,963.58		7,490.00
Postage and Courier Services	5020501000	413,000.00	(50,397.50)	362,602.50	413,000.00	(50,397.50)			362,602.50	5,127.00	25,200.50	79,788.00		110,115.50	3,778.00	22,907.50	81,590.00		108,275.50		252,487.00		1,840.00
Postage and Courier Services	5020501000	413,000.00	(50,397.50)	362,602.50	413,000.00	(50,397.50)			362,602.50	5,127.00	25,200.50	79,788.00		110,115.50	3,778.00	22,907.50	81,590.00		108,275.50		252,487.00		1,840.00
Telephone Expenses	5020502000	616,000.00	(62,791.75)	553,208.25	616,000.00	(62,791.75)			553,208.25	59,841.33	145,670.13	127,630.21		333,141.67	59,841.33	145,670.13	121,980.21		327,491.67		220,066.58		5,650.00
Mobile	5020502001	274,000.00	(6,426.06)	267,573.94	274,000.00	(6,426.06)			267,573.94	37,105.33	72,140.13	79,085.00		188,330.46	37,105.33	72,140.13	74,085.00		189,330.46		79,243.48		5,000.00
Landline	5020502002	342,000.00	(56,365.69)	285,634.31	342,000.00	(56,365.69)			285,634.31	22,736.00	73,530.00	48,545.21		144,811.21	22,736.00	73,530.00	47,895.21		144,161.21		140,823.10		650.00
Internet Subscription Expenses	5020503000	2,630,000.00		2,630,000.00	2,630,000.00				2,630,000.00	373,300.00	737,590.00	633,700.00		1,744,590.00	210,900.00	899,990.00	633,70						

Particulars	UACS CODE	Appropriation			Allotments						Current Year Obligations					Current Year Disbursements					Balances			
		Authorized Appropriation	Adjustments (Transfer To/From, Realignment)	Adjusted Appropriations	Allotments Received	Adjustments (Withdrawal, Realignment)	Transfer To	Transfer From	Adjusted Total Allotments	1st Quarter Ending March 31	2nd Quarter Ending June 30	3rd Quarter Ending Sept. 30	4th Quarter Ending Dec. 31	Total	1st Quarter Ending March 31	2nd Quarter Ending June 30	3rd Quarter Ending Sept. 30	4th Quarter Ending Dec. 31	Total	Unreleased Appropriations	Unobligated Allotment	Unpaid Obligations (15-20) = (23+24)		
																						Due and Demandable	Not Yet Due and Demandable	
1	2	3	4	5=(3+4)	6	7	8	9	10=(6+(7-8+9))	11	12	13	14	15=(11+12+13+14)	16	17	18	19	20=(16+17+18+19)	21=(5-10)	22=(16-19)	23	24	
Other General Services	5021299000	6,506,000.00	2,070,027.43	8,576,027.43	6,506,000.00	2,070,027.43			8,576,027.43	3,703,847.60	437,950.33	4,115,565.20		8,257,363.13	1,245,021.19	1,985,621.13	2,214,789.51		5,445,431.83		318,664.30		2,811,931.30	
Other General Services	5021299099	6,506,000.00	2,070,027.43	8,576,027.43	6,506,000.00	2,070,027.43			8,576,027.43	3,703,847.60	437,950.33	4,115,565.20		8,257,363.13	1,245,021.19	1,985,621.13	2,214,789.51		5,445,431.83		318,664.30		2,811,931.30	
Repairs and Maintenance	5021300000	1,495,000.00	(485,334.05)	1,009,665.95	1,495,000.00	(485,334.05)			1,009,665.95	151,452.41	116,905.11	94,607.68		362,865.20	80,886.41	129,772.11	65,096.93		295,755.45		646,800.75		67,109.75	
Repairs and Maintenance - Buildings and Other Structures	5021304000	780,000.00	(453,553.06)	326,446.94	780,000.00	(453,553.06)			326,446.94	33,466.00		37,180.00		70,626.00		33,466.00			33,466.00		258,820.94		37,180.00	
Buildings	5021304001	780,000.00	(453,553.06)	326,446.94	780,000.00	(453,553.06)			326,446.94	33,466.00		37,180.00		70,626.00		33,466.00			33,466.00		258,820.94		37,180.00	
Repairs and Maintenance - Machinery and Equipment	5021305000	585,000.00	(31,780.99)	553,219.01	585,000.00	(31,780.99)			553,219.01	76,466.00	65,888.61	35,620.01		177,974.62	39,368.00	45,287.61	63,369.26		148,024.87		375,244.39		29,949.75	
Machinery	5021305001	100,000.00	29,870.01	129,870.01	100,000.00	29,870.01			129,870.01	35,000.00		29,870.01		64,870.01	35,000.00				35,000.00		65,000.00		29,870.01	
Office Equipment	5021305002	200,000.00	26,358.00	226,358.00	200,000.00	26,358.00			226,358.00	4,368.00	37,828.00	5,750.00		47,946.00	4,368.00	2,470.00	41,028.28		47,866.26		178,412.00		79.74	
Information and Communication Technology Equipment	5021305003	75,000.00	59,441.00	134,441.00	75,000.00	59,441.00			134,441.00	37,100.00	22,341.00			59,441.00		37,100.00	22,341.00		59,441.00		75,000.00			
Other Machinery and Equipment	5021305099	210,000.00	(147,450.00)	62,550.00	210,000.00	(147,450.00)			62,550.00		5,717.61			5,717.61		5,717.61			5,717.61		56,832.39			
Repairs and Maintenance - Transportation Equipment	5021306000	100,000.00	14,264.58	114,264.58	100,000.00	14,264.58			114,264.58	41,518.41	51,018.50	21,727.67		114,264.58	41,518.41	51,018.50	21,727.67		114,264.58					
Motor Vehicles	5021306001	100,000.00	14,264.58	114,264.58	100,000.00	14,264.58			114,264.58	41,518.41	51,018.50	21,727.67		114,264.58	41,518.41	51,018.50	21,727.67		114,264.58					
Repairs and Maintenance - Furniture and Fixtures	5021307000	30,000.00	(14,264.58)	15,735.42	30,000.00	(14,264.58)			15,735.42												15,735.42			
Repairs and Maintenance - Furniture and Fixtures	5021307000	30,000.00	(14,264.58)	15,735.42	30,000.00	(14,264.58)			15,735.42												15,735.42			
Taxes, Insurance Premiums and Other Fees	5021500000	1,147,000.00	(28,306.87)	1,118,693.13	1,147,000.00	(28,306.87)			1,118,693.13	173,775.39	756,609.33	11,966.41		942,351.13	173,775.39	755,109.33	13,466.41		942,351.13		176,342.00			
Fidelity Bond Premiums	5021502000	72,000.00	(28,361.17)	43,638.83	72,000.00	(28,361.17)			43,638.83	1,237.50	1,500.00	8,700.00		11,437.50	1,237.50		10,200.00		11,437.50		32,201.33			
Fidelity Bond Premiums	5021502000	72,000.00	(28,361.17)	43,638.83	72,000.00	(28,361.17)			43,638.83	1,237.50	1,500.00	8,700.00		11,437.50	1,237.50		10,200.00		11,437.50		32,201.33			
Insurance Expenses	5021503000	1,075,000.00	54.30	1,075,054.30	1,075,000.00	54.30			1,075,054.30	172,537.89	755,109.33	3,266.41		930,913.63	172,537.89	755,109.33	3,266.41		930,913.63		144,140.67			
Insurance Expenses	5021503000	1,075,000.00	54.30	1,075,054.30	1,075,000.00	54.30			1,075,054.30	172,537.89	755,109.33	3,266.41		930,913.63	172,537.89	755,109.33	3,266.41		930,913.63		144,140.67			
Other Maintenance and Operating Expenses	5029900000	42,113,000.00	424,900.85	42,537,900.85	42,113,000.00	424,900.85			42,537,900.85	1,315,121.10	209,325.93	317,462.44		1,840,909.47	1,286,688.70	161,370.10	310,327.14		1,757,386.94		40,696,991.38		83,523.53	
Printing and Publication Expenses	5029902000		533.00	533.00		533.00			533.00		533.00			533.00		533.00			533.00					
Printing and Publication Expenses	5029902000		533.00	533.00		533.00			533.00		533.00			533.00		533.00			533.00					
Representation Expenses	5029903000	218,000.00	328,701.65	546,701.65	218,000.00	328,701.65			546,701.65	231,765.70	75,665.14	239,270.81		546,701.65	231,765.70	53,119.64	256,299.51		541,184.85				5,516.80	
Representation Expenses	5029903000	218,000.00	328,701.65	546,701.65	218,000.00	328,701.65			546,701.65	231,765.70	75,665.14	239,270.81		546,701.65	231,765.70	53,119.64	256,299.51		541,184.85				5,516.80	
Transportation and Delivery Expenses	5029904000		79,031.58	79,031.58		79,031.58			79,031.58	14,000.00	18,937.00	46,094.58		79,031.58	14,000.00	14,000.00	46,094.58		74,094.58				4,937.00	
Transportation and Delivery Expenses	5029904000		79,031.58	79,031.58		79,031.58			79,031.58	14,000.00	18,937.00	46,094.58		79,031.58	14,000.00	14,000.00	46,094.58		74,094.58				4,937.00	
Membership Dues and Contributions to Organizations	5029906000	150,000.00	32,000.00	182,000.00	150,000.00	32,000.00			182,000.00	10,000.00	52,889.73			62,889.73	10,000.00	51,500.00			61,500.00		119,110.27		1,389.73	
Membership Dues and Contributions to Organizations	5029906000	150,000.00	32,000.00	182,000.00	150,000.00	32,000.00			182,000.00	10,000.00	52,889.73			62,889.73	10,000.00	51,500.00			61,500.00		119,110.27		1,389.73	
Subscription Expenses	5029907000	41,211,000.00	(21,223.50)	41,189,776.50	41,211,000.00	(21,223.50)			41,189,776.50	1,059,355.40	57,172.00	28,368.00		1,144,895.40	1,029,923.00	39,088.40	4,204.00		1,073,215.40		40,044,881.10		71,680.00	
Library and Other Reading Materials Subscription Expenses	5029907004	41,211,000.00	(21,223.50)	41,189,776.50	41,211,000.00	(21,223.50)			41,189,776.50	1,059,355.40	57,172.00	28,368.00		1,144,895.40	1,029,923.00	39,088.40	4,204.00		1,073,215.40		40,044,881.10		71,680.00	
Other Maintenance and Operating Expenses	5029999000	534,000.00	5,858.12	539,858.12	534,000.00	5,858.12			539,858.12		3,129.06	3,729.05		6,858.11		3,129.06	3,729.05		6,858.11		533,000.01			
Other Maintenance and Operating Expenses	5029999099	534,000.00	5,858.12	539,858.12	534,000.00	5,858.12			539,858.12		3,129.06	3,729.05		6,858.11		3,129.06	3,729.05		6,858.11		533,000.01			
Capital Outlays		40,846,000.00		40,846,000.00	40,846,000.00				40,846,000.00		3,202,658.19			3,202,658.19		22,229.60	3,130,358.59		3,152,588.19		37,643,341.81		50,070.00	
Property, Plant and Equipment Outlay	5060400000	40,846,000.00		40,846,000.00	40,846,000.00				40,846,000.00		3,202,658.19			3,202,658.19		22,229.60	3,130,358.59		3,152,588.19		37,643,341.81		50,070.00	
Buildings and Other Structures	5060404000	37,299,000.00		37,299,000.00	37,299,000.00				37,299,000.00												37,299,000.00			
Buildings	5060404001	37,299,000.00		37,299,000.00	37,299,000.00				37,299,000.00												37,299,000.00			
Machinery and Equipment Outlay	5060405000		152,708.19	152,708.19		152,708.19			152,708.19		152,708.19			152,708.19		22,229.60	130,408.59		152,638.19				70.00	
Office Equipment	5060405002		152,708.19	152,708.19		152,708.19			152,708.19		152,708.19			152,708.19		22,229.60	130,408.59		152,638.19				70.00	
Furniture, Fixtures and Books Outlay	5060407000	3,547,000.00	(152,708.19)	3,394,291.81	3,547,000.00	(152,708.19)			3,394,291.81		3,049,950.00			3,049,950.00		2,999,950.00			2,999,950.00		344,341.81		50,000.00	
Books	5060407002	3,547,000.00	(152,708.19)	3,394,291.81	3,547,000.00	(152,708.19)			3,394,291.81		3,049,950.00			3,049,950.00		2,999,950.00			2,999,950.00		344,341.81		50,000.00	
II. Automatic Appropriations																								
Retirement and Life Insurance Premiums	01104102	5,246,000.00		5,246,000.00	5,246,000.00				5,246,000.00	1,276,154.85	1,274,275.49	1,257,935.02		3,808,365.36	852,081.99	1,698,348.26	1,257,935.02		3,808,365.27		1,437,634.64			.09
Personnel Services		5,246,000.00		5,246,000.00	5,246,000.00																			

Particulars	UACS CODE	Appropriation			Allotments					Current Year Obligations					Current Year Disbursements					Balances				
		Authorized Appropriation	Adjustments (Transfer (To)/From, Realignment)	Adjusted Appropriations	Allotments Received	Adjustments (Withdrawal, Realignment)	Transfer To	Transfer From	Adjusted Total Allotments	1st Quarter Ending March 31	2nd Quarter Ending June 30	3rd Quarter Ending Sept. 30	4th Quarter Ending Dec. 31	Total	1st Quarter Ending March 31	2nd Quarter Ending June 30	3rd Quarter Ending Sept. 30	4th Quarter Ending Dec. 31	Total	Unreleased Appropriations	Unobligated Allotment	Unpaid Obligations (15-20) = (23+24)		
																						Due and Demandable	Not Yet Due and Demandable	
1	2	3	4	5=(3+4)	6	7	8	9	10=((6+(-17)-8+9)	11	12	13	14	15=(11+12+13+14)	16	17	18	19	20=(16+17+18+19)	21=(5-10)	22=(10-15)	23	24	
III. Special Purpose Fund																								
Pension and Gratuity Fund	01101407		2,208,055.00	2,208,055.00	2,208,055.00				2,208,055.00		1,622,249.42	585,803.42		2,208,052.84		780,244.37						2.16	1,427,808.47	
Personnel Services			2,208,055.00	2,208,055.00	2,208,055.00				2,208,055.00		1,622,249.42	585,803.42		2,208,052.84		780,244.37						2.16	1,427,808.47	
Other Personnel Benefits	5010400000		2,208,055.00	2,208,055.00	2,208,055.00				2,208,055.00		1,622,249.42	585,803.42		2,208,052.84		780,244.37						2.16	1,427,808.47	
Terminal Leave Benefits	5010403000		2,208,055.00	2,208,055.00	2,208,055.00				2,208,055.00		1,622,249.42	585,803.42		2,208,052.84		780,244.37						2.16	1,427,808.47	
Terminal Leave Benefits - Civilian	5010403001		2,208,055.00	2,208,055.00	2,208,055.00				2,208,055.00		1,622,249.42	585,803.42		2,208,052.84		780,244.37						2.16	1,427,808.47	
GRAND TOTAL																								
Grand Total		196,712,000.00	2,208,055.00	198,920,055.00	198,920,055.00				198,920,055.00	29,424,561.04	30,013,649.56	25,938,874.90		85,377,075.50	20,039,446.93	30,232,234.26	27,941,667.97					78,213,549.16	113,542,979.50	7,163,526.34

Certified Correct:



Vanguardia, Marvin

Agency Budget Officer

Date: 24/Nov/2017

Certified Correct:


BASAGREN

Agency Chief Accountant

Date:

Recommended By:

Director, FMS

Date: 24/Nov/2017

Approved By:


Adriano, Cesar Gilbert

Head of Agency or Authorized Representative

Date: 24/Nov/2017

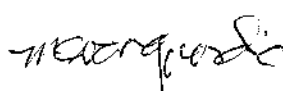
SUMMARY OF APPROPRIATIONS, ALLOTMENTS, OBLIGATIONS AND BALANCES BY OBJECT OF EXPENDITURES
As of the Quarter Ending September 30, 2017


Department: Other Executive Offices
 Agency: National Library of the Philippines
 Operating Unit: N/A
 Organization Code (UACS): 260190000000
 Fund Cluster: 01 - Regular Agency Fund

Authorization: 02 - Continuing Appropriations
 Report Status: SUBMITTED

Particulars	UACS CODE	Appropriation			Allotments					Current Year Obligations					Current Year Disbursements					Balances																							
		Authorized Appropriation	Adjustments (Transfer To)/From, Realignment)	Adjusted Appropriations	Allotments Received	Adjustments (Withdrawal, Realignment)	Transfer To	Transfer From	Adjusted Total Allotments	1st Quarter Ending March 31	2nd Quarter Ending June 30	3rd Quarter Ending Sept. 30	4th Quarter Ending Dec. 31	Total	1st Quarter Ending March 31	2nd Quarter Ending June 30	3rd Quarter Ending Sept. 30	4th Quarter Ending Dec. 31	Total	Unreleased Appropriations	Unobligated Allotment	Unpaid Obligations (15-20) = (23+24)																					
																						Due and Demandable	Not Yet Due and Demandable																				
1	2	3	4	5=(3+4)	6	7	8	9	10=[(6+)-(7)-8+9]	11	12	13	14	15=(11+12+13+14)	16	17	18	19	20=(16+17+18+19)	21=(5-10)	22=(10-15)	23	24																				
I. Agency Specific Budget																																											
Specific Budgets of National Government Agencies	01102101	98,186,054.04		98,186,054.04	98,186,054.04				98,186,054.04	2,865,841.41	2,568,364.57	954,462.89		6,388,668.87	732,379.14	2,681,749.02	2,327,868.20		5,741,996.36		91,797,385.17		646,672.51																				
Maintenance and Other Operating Expenses		13,596,422.04		13,596,422.04	13,596,422.04				13,596,422.04	2,698,927.41	1,879,669.77	709,905.89		5,288,503.07	728,379.14	2,494,019.02	1,636,744.90		4,859,143.06		8,307,918.97		429,360.01																				
Traveling Expenses	5020100000	1,154,985.12	(201,459.74)	953,525.38	1,154,985.12	(201,459.74)			953,525.38	146,500.47	296,369.80	13,708.00		456,578.37	146,500.47	154,389.90	(44,292.00)		256,578.37		496,947.01		200,000.00																				
Traveling Expenses - Local	5020101000	1,062,425.12	(245,329.64)	817,095.48	1,062,425.12	(245,329.64)			817,095.48	146,500.47	200,000.00	13,708.00		360,208.47	146,500.47		13,708.00		160,208.47		456,887.01		200,000.00																				
Traveling Expenses - Foreign	5020102000	92,560.00	43,869.90	136,429.90	92,560.00	43,869.90			136,429.90		96,369.90			96,369.90		154,389.90	(58,000.00)		96,369.90		40,060.00																						
Training and Scholarship Expenses	5020200000	1,527,189.34	(941,704.26)	585,485.08	1,527,189.34	(941,704.26)			585,485.08	88,949.78	58,000.00			146,949.78	88,949.78		58,000.00		146,949.78		438,535.30																						
Training Expenses	5020201000	1,527,189.34	(941,704.26)	585,485.08	1,527,189.34	(941,704.26)			585,485.08	88,949.78	58,000.00			146,949.78	88,949.78		58,000.00		146,949.78		438,535.30																						
Supplies and Materials Expenses	5020300000	982,026.67	809,482.50	1,791,509.17	982,026.67	809,482.50			1,791,509.17	489,590.00	431,650.00	273,070.00		1,194,310.00		921,240.00	273,070.00		1,194,310.00		597,199.17																						
Office Supplies Expenses	5020301000	846,297.84	154,090.91	1,000,388.75	846,297.84	154,090.91			1,000,388.75		431,650.00			431,650.00		431,650.00			431,650.00		568,738.75																						
ICT Office Supplies	5020301001	344,931.49	427,796.07	772,727.56	344,931.49	427,796.07			772,727.56		431,650.00			431,650.00		431,650.00			431,650.00		341,077.56																						
Office Supplies Expenses	5020301002	501,366.35	(273,705.16)	227,661.19	501,366.35	(273,705.16)			227,661.19												227,661.19																						
Accountable Forms Expenses	5020302000	5,222.67		5,222.67	5,222.67				5,222.67												5,222.67																						
Medical, Dental and Laboratory Supplies Expenses	5020308000	800.00	(800.00)		800.00	(800.00)																																					
Medical, Dental and Laboratory Supplies Expenses	5020308000	800.00	(800.00)		800.00	(800.00)																																					
Other Supplies and Materials Expenses	5020399000	129,706.16	656,191.59	785,897.75	129,706.16	656,191.59			785,897.75	489,590.00		273,070.00		762,660.00		489,590.00	273,070.00		762,660.00		23,237.75																						
Other Supplies and Materials Expenses	5020399000	129,706.16	656,191.59	785,897.75	129,706.16	656,191.59			785,897.75	489,590.00		273,070.00		762,660.00		489,590.00	273,070.00		762,660.00		23,237.75																						
Utility Expenses	5020400000	943,332.81	(507.83)	942,824.98	943,332.81	(507.83)			942,824.98	18,531.16	14,846.22	95,068.89		128,242.27		32,039.05	95,063.89		127,102.94		814,578.71		1,143.33																				
Water Expenses	5020401000	414,497.65	(507.83)	413,989.82	414,497.65	(507.83)			413,989.82	18,531.16		3,089.76		21,620.92		18,531.16	3,089.76		21,620.92		392,368.90																						
Water Expenses	5020401000	414,497.65	(507.83)	413,989.82	414,497.65	(507.83)			413,989.82	18,531.16		3,089.76		21,620.92		18,531.16	3,089.76		21,620.92		392,368.90																						
Electricity Expenses	5020402000	528,835.16		528,835.16	528,835.16				528,835.16		14,846.22	91,979.13		106,625.35		13,507.89	91,974.13		105,482.02		422,209.81		1,143.33																				
Electricity Expenses	5020402000	528,835.16		528,835.16	528,835.16				528,835.16		14,846.22	91,979.13		106,625.35		13,507.89	91,974.13		105,482.02		422,209.81		1,143.33																				
Communication Expenses	5020500000	1,662,668.25	(120,769.93)	1,541,898.32	1,662,668.25	(120,769.93)			1,541,898.32			35,840.00		35,840.00			35,840.00		35,840.00		1,506,058.32																						
Postage and Courier Services	5020501000	500,830.00	(65,259.00)	435,571.00	500,830.00	(65,259.00)			435,571.00												435,571.00																						
Postage and Courier Services	5020501000	500,830.00	(65,259.00)	435,571.00	500,830.00	(65,259.00)			435,571.00												435,571.00																						
Telephone Expenses	5020502000	491,999.20	(24,514.93)	467,484.27	491,999.20	(24,514.93)			467,484.27												467,484.27																						
Mobile	5020502001	36,055.85	(8,139.24)	27,916.61	36,055.85	(8,139.24)			27,916.61												27,916.61																						
Landline	5020502002	455,943.35	(16,375.69)	439,567.66	455,943.35	(16,375.69)			439,567.66												439,567.66																						
Internet Subscription Expenses	5020503000	669,839.05	(30,996.00)	638,843.05	669,839.05	(30,996.00)			638,843.05			35,840.00		35,840.00			35,840.00		35,840.00		603,003.05																						
Internet Subscription Expenses	5020503000	669,839.05	(30,996.00)	638,843.05	669,839.05	(30,996.00)			638,843.05			35,840.00		35,840.00			35,840.00		35,840.00		603,003.05																						
Professional Services	5021100000	165,955.00		165,955.00	165,955.00				165,955.00												165,955.00																						
Consultancy Services	5021103000	165,955.00		165,955.00	165,955.00				165,955.00												165,955.00																						
Consultancy Services	5021103002	165,955.00		165,955.00	165,955.00				165,955.00												165,955.00																						
General Services	5021200000	3,419,986.32	504,608.29	3,924,594.61	3,419,986.32	504,608.29			3,924,594.61	1,256,857.00		264,894.00		1,521,751.00	380,928.89	799,871.79	112,734.36		1,293,535.04		2,402,843.61		228,215.98																				
Janitorial Services	5021202000	94,246.68	37,893.93	132,140.61	94,246.68	37,893.93			132,140.61	42,000.00				42,000.00	42,000.00				42,000.00		90,140.61																						
Janitorial Services	5021202000	94,246.68	37,893.93	132,140.61	94,246.68	37,893.93			132,140.61	42,000.00				42,000.00	42,000.00				42,000.00		90,140.61																						
Other General Services	5021299000	3,325,739.64	466,714.36	3,792,454.00	3,325,739.64	466,714.36			3,792,454.00	1,214,857.00		264,894.00		1,479,751.00	338,928.89	799,871.79	112,734.36		1,251,535.04		2,312,703.00		228,215.98																				

Particulars	UACS CODE	Appropriation			Allotments						Current Year Obligations					Current Year Disbursements					Balances			
		Authorized Appropriation	Adjustments (Transfer To/From, Realignment)	Adjusted Appropriations	Allotments Received	Adjustments (Withdrawal, Realignment)	Transfer To	Transfer From	Adjusted Total Allotments	1st Quarter	2nd Quarter	3rd Quarter	4th Quarter	Total	1st Quarter	2nd Quarter	3rd Quarter	4th Quarter	Total	Unreleased Appropriations	Unobligated Allotment	Unpaid Obligations (15-20) = (23+24)		
										Ending March 31	Ending June 30	Ending Sept. 30	Ending Dec. 31		Ending March 31	Ending June 30	Ending Sept. 30	Ending Dec. 31				Due and Demandable	Not Yet Due and Demandable	
1	2	3	4	5=(3+4)	6	7	8	9	10=(6+(-7)+8+9)	11	12	13	14	15=(11+12+13+14)	16	17	18	19	20=(16+17+18+19)	21=(5-10)	22=(10-15)	23	24	
Other General Services	5021290099	3,325,739.64	466,714.36	3,792,454.00	3,325,739.64	466,714.36			3,792,454.00	1,214,857.00		284,894.00		1,479,751.00	338,928.89	799,871.79	112,734.36		1,251,535.04		2,312,703.00		228,215.96	
Repairs and Maintenance	5021300000	2,882,731.48	(12,922.32)	2,869,809.16	2,882,731.48	(12,922.32)			2,869,809.16	586,499.00	1,079,003.65	24,630.00		1,690,132.65	586,498.28	1,103,633.65			1,690,131.93		1,179,676.51		.72	
Repairs and Maintenance - Buildings and Other Structures	5021304000	2,804,869.32	(4,869.32)	2,800,000.00	2,804,869.32	(4,869.32)			2,800,000.00	586,499.00	1,079,003.65	24,630.00		1,690,132.65	586,498.28	1,103,633.65			1,690,131.93		1,109,867.35		.72	
Buildings	5021304001	2,804,869.32	(4,869.32)	2,800,000.00	2,804,869.32	(4,869.32)			2,800,000.00	586,499.00	1,079,003.65	24,630.00		1,690,132.65	586,498.28	1,103,633.65			1,690,131.93		1,109,867.35		.72	
Repairs and Maintenance - Machinery and Equipment	5021305000	77,862.16	(8,053.00)	69,809.16	77,862.16	(8,053.00)			69,809.16												69,809.16			
Office Equipment	5021305002	27,478.00	(8,053.00)	19,425.00	27,478.00	(8,053.00)			19,425.00												19,425.00			
Information and Communication Technology Equipment	5021305003	50,000.00		50,000.00	50,000.00				50,000.00												50,000.00			
Other Machinery and Equipment	5021305099	384.16		384.16	384.16				384.16												384.16			
Taxes, Insurance Premiums and Other Fees	5021500000	300,324.62	(2,786.71)	297,537.91	300,324.62	(2,786.71)			297,537.91												297,537.91			
Fidelity Bond Premiums	5021502000	22,786.71	(2,786.71)	20,000.00	22,786.71	(2,786.71)			20,000.00												20,000.00			
Fidelity Bond Premiums	5021502000	22,786.71	(2,786.71)	20,000.00	22,786.71	(2,786.71)			20,000.00												20,000.00			
Insurance Expenses	5021503000	277,537.91		277,537.91	277,537.91				277,537.91												277,537.91			
Insurance Expenses	5021503000	277,537.91		277,537.91	277,537.91				277,537.91												277,537.91			
Other Maintenance and Operating Expenses	5029900000	557,222.43	(33,940.00)	523,282.43	557,222.43	(33,940.00)			523,282.43	112,000.00		2,695.00		114,695.00	112,000.00		2,695.00		114,695.00		408,587.43			
Representation Expenses	5029903000		2,695.00	2,695.00		2,695.00			2,695.00			2,695.00		2,695.00			2,695.00		2,695.00					
Representation Expenses	5029903000		2,695.00	2,695.00		2,695.00			2,695.00			2,695.00		2,695.00			2,695.00		2,695.00					
Membership Dues and Contributions to Organizations	5029906000	133,600.00		133,600.00	133,600.00				133,600.00	112,000.00				112,000.00	112,000.00				112,000.00		21,600.00			
Membership Dues and Contributions to Organizations	5029906000	133,600.00		133,600.00	133,600.00				133,600.00	112,000.00				112,000.00	112,000.00				112,000.00		21,600.00			
Subscription Expenses	5029907000	423,622.43	(36,635.00)	386,987.43	423,622.43	(36,635.00)			386,987.43												386,987.43			
Other Subscription Expenses	5029907099	423,622.43	(36,635.00)	386,987.43	423,622.43	(36,635.00)			386,987.43												386,987.43			
Capital Outlays		84,589,632.00		84,589,632.00	84,589,632.00				84,589,632.00	166,914.00	688,694.80	244,557.00		1,100,165.80	4,000.00	187,730.00	691,123.30		882,853.30		83,489,466.20		217,312.50	
Property, Plant and Equipment Outlay	5060400000	84,589,632.00		84,589,632.00	84,589,632.00				84,589,632.00	166,914.00	688,694.80	244,557.00		1,100,165.80	4,000.00	187,730.00	691,123.30		882,853.30		83,489,466.20		217,312.50	
Buildings and Other Structures	5060404000	81,136,019.13		81,136,019.13	81,136,019.13				81,136,019.13	4,000.00	6,000.00			10,000.00	4,000.00	8,000.00			10,000.00		81,126,019.13			
Buildings	5060404001	81,136,019.13		81,136,019.13	81,136,019.13				81,136,019.13	4,000.00	6,000.00			10,000.00	4,000.00	8,000.00			10,000.00		81,126,019.13			
Machinery and Equipment Outlay	5060405000	475,000.00		475,000.00	475,000.00				475,000.00		259,000.00	21,075.00		280,075.00		280,075.00			280,075.00		194,925.00			
Office Equipment	5060405002	475,000.00		475,000.00	475,000.00				475,000.00		259,000.00	21,075.00		280,075.00		280,075.00			280,075.00		194,925.00			
Furniture, Fixtures and Books Outlay	5060407000	2,978,612.87		2,978,612.87	2,978,612.87				2,978,612.87	162,914.00	423,694.80	223,482.00		810,090.80	181,730.00	411,048.30			592,778.30		2,168,522.07		217,312.50	
Books	5060407002	2,978,612.87		2,978,612.87	2,978,612.87				2,978,612.87	162,914.00	423,694.80	223,482.00		810,090.80	181,730.00	411,048.30			592,778.30		2,168,522.07		217,312.50	
GRAND TOTAL																								
Grand Total		98,186,054.04		98,186,054.04	98,186,054.04				98,186,054.04	2,865,841.41	2,568,364.57	954,462.89		6,388,688.87	732,379.14	2,681,749.02	2,327,868.20		5,741,996.36		91,797,385.17		646,672.51	

Certified Correct:

 Vanguardia, Marvin
 Agency Budget Officer
 Date: 24/Nov/2017

Certified Correct:

 Bacagren, FE
 Agency Chief Accountant
 Date:

Recommended By:

 Director, FMS
 Date: 24/Nov/2017

Approved By:

 Adriano, Cesar Gilbert
 Head of Agency or Authorized Representative
 Date: 24/Nov/2017