



In following-up, pls. cite DMS ref #

2019-BB-0139928

REPUBLIC OF THE PHILIPPINES
DEPARTMENT OF BUDGET AND MANAGEMENT
GENERAL SOLANO STREET, SAN MIGUEL, MANILA

ACKNOWLEDGEMENT RECEIPT

The **DEPARTMENT OF BUDGET AND MANAGEMENT** hereby acknowledges the receipt of your letter/request which has been uploaded to the DBM-Document Management System and routed to the appropriate office/s with the following information:

Sender: NLP - PERSONAL DELIVERY

Document Title: NLP-SUBMISSION OF FAR 4 FOR THE MONTH OF NOVEMBER 2019

Document Reference No: 2019-BB-0139928

Date and Time Uploaded: Monday, December 16, 2019 3:27:43 PM

Uploaded By: RECEIVING ISAY BERDIN

Routed To: BMB-B Ely Fernandez


CC:

Total no of pages received: 1 copy and 1 pages

The determination of the completeness of the documentary requirements submitted, if any, is subject to the evaluation of the technical person in charge.

This receipt is system generated and does not require signature.

Received by:



DOCUMENT
MANAGEMENT
SYSTEM

MONTHLY REPORT OF DISBURSEMENTS
For the month of November 2019

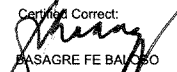
Department : Other Executive Offices
Agency/Entity : National Library of the Philippines
Operating Unit : < not applicable >
Organization Code : 26 019 0000000
Fund Cluster : 01 Regular Agency Fund

Particulars	Current Year Budget					Prior Year's Budget											SUB-TOTAL	Trust Liabilities				Grand Total					Remarks
	PS	MOOE	FinEx	CO	TOTAL	PS	MOOE	FinEx	CO	Sub-Total	PS	MOOE	FinEx	CO	Sub-Total	TOTAL		PS	MOOE	CO	TOTAL	PS	MOOE	FinEx	CO	TOTAL	
1	2	3	4	5	6=(2+3+4+5)	7	8	9	10	11=(7+8+9+10)	12	13	14	15	16=(12+13+14+15)	17=(11+16)	18=(6+17)	19	20	21	22=(19+20+21)	23	24	25	26	27=(23+24+25+26)	28
CASH DISBURSEMENTS	8,690,249.29	5,205,094.95	0.00	0.00	13,895,344.24	0.00	0.00	0.00	0.00	0.00	0.00	1,392,328.57	0.00	121,434.92	1,513,763.49	1,513,763.49	15,409,107.73	0.00	352,703.50	0.00	352,703.50	8,690,249.29	6,950,127.02	0.00	121,434.92	15,761,811.23	
Notice of Cash Allocation (NCA)	8,690,249.29	5,205,094.95	0.00	0.00	13,895,344.24	0.00	0.00	0.00	0.00	0.00	0.00	1,392,328.57	0.00	121,434.92	1,513,763.49	1,513,763.49	15,409,107.73	0.00	352,703.50	0.00	352,703.50	8,690,249.29	6,950,127.02	0.00	121,434.92	15,761,811.23	
MDS Checks Issued	1,790,770.42	908,670.46	0.00	0.00	2,699,440.88	0.00	0.00	0.00	0.00	0.00	0.00	141,207.60	0.00	68,833.57	210,041.17	210,041.17	2,909,482.05	0.00	90,891.88	0.00	90,891.88	1,790,770.42	1,140,769.94	0.00	68,833.57	3,000,373.93	
Advice to Debit Account	6,899,478.87	4,296,424.49	0.00	0.00	11,195,903.36	0.00	0.00	0.00	0.00	0.00	0.00	1,251,120.97	0.00	52,601.35	1,303,722.32	1,303,722.32	12,499,625.68	0.00	261,811.62	0.00	261,811.62	6,899,478.87	5,809,357.08	0.00	52,601.35	12,761,437.30	
Notice of Transfer Allocations (NTA)	0.00	0.00	0.00	0.00	0.00	0.00	0.00	0.00	0.00	0.00	0.00	0.00	0.00	0.00	0.00	0.00	0.00	0.00	0.00	0.00	0.00	0.00	0.00	0.00	0.00	0.00	0.00
MDS Checks Issued	0.00	0.00	0.00	0.00	0.00	0.00	0.00	0.00	0.00	0.00	0.00	0.00	0.00	0.00	0.00	0.00	0.00	0.00	0.00	0.00	0.00	0.00	0.00	0.00	0.00	0.00	0.00
Advice to Debit Account	0.00	0.00	0.00	0.00	0.00	0.00	0.00	0.00	0.00	0.00	0.00	0.00	0.00	0.00	0.00	0.00	0.00	0.00	0.00	0.00	0.00	0.00	0.00	0.00	0.00	0.00	0.00
Working Fund for FAPs	0.00	0.00	0.00	0.00	0.00	0.00	0.00	0.00	0.00	0.00	0.00	0.00	0.00	0.00	0.00	0.00	0.00	0.00	0.00	0.00	0.00	0.00	0.00	0.00	0.00	0.00	0.00
Cash Disbursement Ceiling (CDC)	0.00	0.00	0.00	0.00	0.00	0.00	0.00	0.00	0.00	0.00	0.00	0.00	0.00	0.00	0.00	0.00	0.00	0.00	0.00	0.00	0.00	0.00	0.00	0.00	0.00	0.00	0.00
TOTAL CASH DISBURSEMENTS	8,690,249.29	5,205,094.95	0.00	0.00	13,895,344.24	0.00	0.00	0.00	0.00	0.00	0.00	1,392,328.57	0.00	121,434.92	1,513,763.49	1,513,763.49	15,409,107.73	0.00	352,703.50	0.00	352,703.50	8,690,249.29	6,950,127.02	0.00	121,434.92	15,761,811.23	
NON-CASH DISBURSEMENTS	394,379.96	245,749.20	0.00	2,169.63	642,298.79	0.00	0.00	0.00	0.00	0.00	0.00	70,818.15	0.00	6,873.65	77,691.80	77,691.80	719,990.59	0.00	215.71	0.00	215.71	394,379.96	316,783.06	0.00	9,043.28	720,206.30	
Tax Refund Advances Issued (TRA)	394,379.96	245,749.20	0.00	2,169.63	642,298.79	0.00	0.00	0.00	0.00	0.00	0.00	70,818.15	0.00	6,873.65	77,691.80	77,691.80	719,990.59	0.00	215.71	0.00	215.71	394,379.96	316,783.06	0.00	9,043.28	720,206.30	
Non-Cash Availment Authority (NCAA)	0.00	0.00	0.00	0.00	0.00	0.00	0.00	0.00	0.00	0.00	0.00	0.00	0.00	0.00	0.00	0.00	0.00	0.00	0.00	0.00	0.00	0.00	0.00	0.00	0.00	0.00	0.00
Disbursements effected through outright deductions from claims (please specify...)	0.00	0.00	0.00	0.00	0.00	0.00	0.00	0.00	0.00	0.00	0.00	0.00	0.00	0.00	0.00	0.00	0.00	0.00	0.00	0.00	0.00	0.00	0.00	0.00	0.00	0.00	0.00
Overpayment of expenses (e.g. personnel benefits)	0.00	0.00	0.00	0.00	0.00	0.00	0.00	0.00	0.00	0.00	0.00	0.00	0.00	0.00	0.00	0.00	0.00	0.00	0.00	0.00	0.00	0.00	0.00	0.00	0.00	0.00	0.00
Restitution for loss of government property	0.00	0.00	0.00	0.00	0.00	0.00	0.00	0.00	0.00	0.00	0.00	0.00	0.00	0.00	0.00	0.00	0.00	0.00	0.00	0.00	0.00	0.00	0.00	0.00	0.00	0.00	0.00
Liquidated damages and similar claims	0.00	0.00	0.00	0.00	0.00	0.00	0.00	0.00	0.00	0.00	0.00	0.00	0.00	0.00	0.00	0.00	0.00	0.00	0.00	0.00	0.00	0.00	0.00	0.00	0.00	0.00	0.00
Others (TEF, BTR, Documentary Stamp Tax, etc.)	0.00	0.00	0.00	0.00	0.00	0.00	0.00	0.00	0.00	0.00	0.00	0.00	0.00	0.00	0.00	0.00	0.00	0.00	215.71	0.00	215.71	0.00	215.71	0.00	0.00	215.71	
TOTAL NON-CASH DISBURSEMENTS	394,379.96	245,749.20	0.00	2,169.63	642,298.79	0.00	0.00	0.00	0.00	0.00	0.00	70,818.15	0.00	6,873.65	77,691.80	77,691.80	719,990.59	0.00	215.71	0.00	215.71	394,379.96	316,783.06	0.00	9,043.28	720,206.30	
GRAND TOTAL	9,084,629.25	5,450,844.15	0.00	2,169.63	14,537,643.03	0.00	0.00	0.00	0.00	0.00	0.00	1,463,146.72	0.00	128,308.57	1,591,455.29	1,591,455.29	16,129,098.32	0.00	352,919.21	0.00	352,919.21	9,084,629.25	7,266,910.08	0.00	130,478.20	16,482,017.53	

SUMMARY


Particulars	Previous Report	This Month	As at Date
(1)	(2)	(3)	(4)
Total Disbursement Authorities Received	226,713,265.31	46,427,324.59	273,140,589.90
NCA	212,751,494.00	45,707,334.00	258,458,828.00
NTA	0.00	0.00	0.00
Working Fund	0.00	0.00	0.00
TRA	13,961,771.31	719,990.59	14,681,761.90
CDC	0.00	0.00	0.00
NCAA	0.00	0.00	0.00
Less: Notice of Transfer of Allocations (NTA)* issued	0.00	0.00	0.00
Total Disbursement Authorities Available	226,713,265.31	46,427,324.59	273,140,589.90
Less:	0.00	0.00	0.00
Lapsed NCA	4,067,193.04	0.00	4,067,193.04
Disbursements	217,206,508.83	16,482,017.53	233,688,526.36
Less: Other Non-Cash Disbursements	0.00	0.00	0.00
Disbursements effected through outright deductions from claims	0.00	0.00	0.00
Overpayment of expenses (e.g. personnel benefits)	0.00	0.00	0.00
Restitution for loss of government property	0.00	0.00	0.00
Liquidated damages and similar claims	0.00	0.00	0.00
Others (e.g. TEF, BTR, Docs Stamp, etc.)	0.00	0.00	0.00
Add/Less: Adjustments (e.g. cancelled/staled checks)	0.00	0.00	0.00
Balance of Disbursement Authorities as at date	5,439,563.44	29,945,307.06	35,384,870.50
Total Disbursements Program	139,393,000.00	26,709,000.00	166,102,000.00
Less: Actual Disbursements	217,456,508.83	16,482,017.53	233,938,526.36
(Over)/Under spending	(-78,063,508.83)	10,226,982.47	(-67,836,526.36)

Notes: * The use of NTA is discouraged
Notes: ** Amounts should tally with the grand total disbursement (column 27).

Certified Correct:

BASAGRE FE BALISO
Chief Administrative Officer
Date: 10-Dec-2019

Recommending Approval:

Director of Financial Management Service (FMS) or Equivalent
Date:

Approved By: 
ADRIANO CESAR GILBERT QUIZO
Agency/Entity Head or Authorized Representative
Date: 11-Dec-2019