

STATEMENT OF APPROPRIATIONS, ALLOTMENTS, OBLIGATIONS, DISBURSEMENTS AND BALANCES
As of the Quarter Ending March 31, 2016

Authorization: Current Year Appropriations

Department: Other Executive Offices
 Agency: National Library of the Philippines
 Operating Unit: N/A
 Organization Code (UACS): 260190000000
 Fund Cluster: 01 - Regular Agency Fund

Particulars	UACS CODE	Appropriation			Allotments					Current Year Obligations					Current Year Disbursements					Balances																								
		Authorized Appropriation	Adjustments (Transfer (To)/From, Realignment)	Adjusted Appropriations	Allotments Received	Adjustments (Withdrawal, Realignment)	Transfer To	Transfer From	Adjusted Total Allotments	1st Quarter Ending March 31	2nd Quarter Ending June 30	3rd Quarter Ending Sept. 30	4th Quarter Ending Dec. 31	Total	1st Quarter Ending March 31	2nd Quarter Ending June 30	3rd Quarter Ending Sept. 30	4th Quarter Ending Dec. 31	Total	Unreleased Appropriations	Unobligated Allotment	Unpaid Obligations																						
1	2	3	4	5=(3+4)	6	7	8	9	10=(6+(-7)+8+9)	11	12	13	14	15=(11+12+13+14)	16	17	18	19	20=(16+17+18+19)	21=(5-10)	22=(10-15)	23	24																					
I. Agency Specific Budget																																												
Specific Budgets of National Government Agencies																							01101101																					
General Administration and Support	00000100000000	166,615,000.00		166,615,000.00	166,615,000.00				166,615,000.00	10,641,347.81				10,641,347.81	8,474,610.62				8,474,610.62		155,973,652.19		2,166,737.19																					
General Management and Supervision	10300100010000	162,288,000.00		162,288,000.00	162,288,000.00				162,288,000.00	10,641,347.81				10,641,347.81	8,474,610.62				8,474,610.62		151,646,652.19		2,166,737.19																					
PS		11,022,000.00		11,022,000.00	11,022,000.00				11,022,000.00	2,268,478.58				2,268,478.58	2,260,097.62				2,260,097.62		8,753,521.42		8,380.96																					
MOOE		57,316,000.00		57,316,000.00	57,316,000.00				57,316,000.00	8,372,869.23				8,372,869.23	6,214,513.00				6,214,513.00		48,943,130.77		2,158,356.23																					
CO		93,950,000.00		93,950,000.00	93,950,000.00				93,950,000.00												4,327,000.00																							
Administration of Personnel Benefits	10300100020000	4,327,000.00		4,327,000.00	4,327,000.00				4,327,000.00												4,327,000.00																							
PS		4,327,000.00		4,327,000.00	4,327,000.00				4,327,000.00												4,327,000.00																							
Operations	00000300000000	85,307,000.00		85,307,000.00	85,307,000.00				85,307,000.00	14,740,808.73				14,740,808.73	12,328,674.67				12,328,674.67		70,566,191.27		2,412,134.06																					
MFO 1: LIBRARY SERVICES	00000301000000	85,307,000.00		85,307,000.00	85,307,000.00				85,307,000.00	14,740,808.73				14,740,808.73	12,328,674.67				12,328,674.67		70,566,191.27		2,412,134.06																					
Research and publication of library and information, sources, services, methods and new practices	10600301010000	4,697,000.00		4,697,000.00	4,697,000.00				4,697,000.00	802,862.39				802,862.39	684,832.29				684,832.29		3,894,137.61		118,030.10																					
PS		3,292,000.00		3,292,000.00	3,292,000.00				3,292,000.00	602,850.00				602,850.00	601,850.00				601,850.00		2,689,150.00		1,000.00																					
MOOE		1,405,000.00		1,405,000.00	1,405,000.00				1,405,000.00	200,012.39				200,012.39	82,982.29				82,982.29		1,204,967.61		117,030.10																					
Improvement and maintenance of information systems	10600301020000	11,340,000.00		11,340,000.00	11,340,000.00				11,340,000.00	2,132,562.26				2,132,562.26	1,422,962.67				1,422,962.67		9,207,437.74		709,599.59																					
PS		3,705,000.00		3,705,000.00	3,705,000.00				3,705,000.00	748,254.47				748,254.47	746,554.47				746,554.47		2,956,745.53		1,700.00																					
MOOE		7,635,000.00		7,635,000.00	7,635,000.00				7,635,000.00	1,384,307.79				1,384,307.79	676,408.20				676,408.20		6,250,692.21		707,899.59																					
Acquisition, organization and access of library materials	10600301030000	32,754,000.00		32,754,000.00	32,754,000.00				32,754,000.00	5,132,011.81				5,132,011.81	4,633,363.74				4,633,363.74		27,621,988.19		498,643.07																					
PS		16,426,000.00		16,426,000.00	16,426,000.00				16,426,000.00	3,581,285.89				3,581,285.89	3,573,654.62				3,573,654.62		12,844,714.11		7,631.27																					
MOOE		7,828,000.00		7,828,000.00	7,828,000.00				7,828,000.00	1,550,725.92				1,550,725.92	1,059,709.12				1,059,709.12		6,277,274.08		491,016.80																					
CO		8,500,000.00		8,500,000.00	8,500,000.00				8,500,000.00												8,500,000.00																							
Preservation and conservation of Filipiniana collection	24200301040000	18,122,000.00		18,122,000.00	18,122,000.00				18,122,000.00	3,331,302.70				3,331,302.70	3,016,787.20				3,016,787.20		14,790,697.30		314,515.90																					
PS		9,124,000.00		9,124,000.00	9,124,000.00				9,124,000.00	2,035,958.26				2,035,958.26	2,030,647.98				2,030,647.98		7,088,041.74		5,310.28																					
MOOE		8,998,000.00		8,998,000.00	8,998,000.00				8,998,000.00	1,295,344.44				1,295,344.44	986,139.22				986,139.22		7,702,655.56		309,205.22																					
Development and support to affiliated public libraries	10800301050000	12,560,000.00		12,560,000.00	12,560,000.00				12,560,000.00	1,901,409.31				1,901,409.31	1,270,196.50				1,270,196.50		10,658,590.69		631,212.81																					
PS		3,746,000.00		3,746,000.00	3,746,000.00				3,746,000.00	1,084,684.34				1,084,684.34	1,068,705.00				1,068,705.00		2,661,315.66		15,978.34																					
MOOE		1,209,000.00		1,209,000.00	1,209,000.00				1,209,000.00	671,974.97				671,974.97	201,491.50				201,491.50		537,025.03		470,483.47																					
CO		7,605,000.00		7,605,000.00	7,605,000.00				7,605,000.00	144,750.00				144,750.00							7,460,250.00		144,750.00																					
Library promotional, educational and cultural activities	24200301060000	5,834,000.00		5,834,000.00	5,834,000.00				5,834,000.00	1,440,660.26				1,440,660.26	1,300,532.27				1,300,532.27		4,393,339.74		140,127.99																					
PS		4,234,000.00		4,234,000.00	4,234,000.00				4,234,000.00	925,728.06				925,728.06	923,813.63				923,813.63		3,308,271.94		1,914.43																					
MOOE		1,600,000.00		1,600,000.00	1,600,000.00				1,600,000.00	514,932.20				514,932.20	376,718.64				376,718.64		1,085,067.80		138,213.56																					
Locally-Funded Projects	00000400000000	15,273,000.00		15,273,000.00	15,273,000.00				15,273,000.00	2,618,348.12				2,618,348.12	1,193,178.20				1,193,178.20		12,654,651.88		1,425,169.92																					
Education	00000408000000	15,273,000.00		15,273,000.00	15,273,000.00				15,273,000.00	2,618,348.12				2,618,348.12	1,193,178.20				1,193,178.20		12,654,651.88		1,425,169.92																					
Education not Definable by Level	00000408040000	15,273,000.00		15,273,000.00	15,273,000.00				15,273,000.00	2,618,348.12				2,618,348.12	1,193,178.20				1,193,178.20		12,654,651.88		1,425,169.92																					
Operation of Congressional Library in Tayuman, Tondo, Manila	106004080400001	4,586,000.00		4,586,000.00	4,586,000.00				4,586,000.00	1,823,846.51				1,823,846.51	613,088.33				613,088.33		2,762,153.49		1,210,756.18																					
MOOE		3,586,000.00		3,586,000.00	3,586,000.00				3,586,000.00	1,823,846.51				1,823,846.51	613,088.33				613,088.33		1,762,153.49		1,210,758.18																					
CO		1,000,000.00		1,000,000.00	1,000,000.00				1,000,000.00												1,000,000.00																							
Operation of Congressional Library in Balilihan, Bohol	106004080400002	3,058,000.00		3,058,000.00	3,058,000.00				3,058,000.00	415,251.61				415,251.61	200,879.87				200,879.87		2,642,701.39		214,411.71																					
MOOE		2,058,000.00		2,058,000.00	2,058,000.00				2,058,000.00	415,251.61				415,251.61	200,879.87				200,879.87		1,642,701.39		214,411.71																					
CO		1,000,000.00		1,000,000.00	1,000,000.00				1,000,000.00												1,000,000.00																							
Operation of Batanes Provincial Library in Basco, Batanes	106004080400003	7,629,000.00		7,629,000.00	7,629,000.00				7,629,000.00	379,210.00				379,210.00	379,210.00				379,210.00		7,249,790.00																							
MOOE		6,629,000.00		6,629,000.00	6,629,000.00				6,629,000.00	379,210.00				379,210.00	379,210.00				379,210.00		6,249,790.00																							

UACS CODE	Appropriation				Allotments			Current Year Obligations					Current Year Disbursements				Balances					
	Authoriz'd Appropriation	Adjustments (Transfer To/From, Realignment)	Adjusted Appropriations	Allotments Received	Adjustments (Withdrawal, Realignment)	Transfer To	Transfer From	Adjusted Total Allotments	1st Quarter Ending March 31	2nd Quarter Ending June 30	3rd Quarter Ending Sept. 30	4th Quarter Ending Dec. 31	Total	1st Quarter Ending March 31	2nd Quarter Ending June 30	3rd Quarter Ending Sept. 30	4th Quarter Ending Dec. 31	Total	Unreleased Appropriations	Unobligated Allotment	Unpaid Obligations	
	3	4	(3+4)	6	7	8	9	10-[(6+)-(7)-8+9]	11	12	13	14	15-[(11+12+13+14)]	16	17	18	19	20-[(16+17+18+19)]	21-(5-10)	22-(10-15)	23	24
CO	1,000,000.00		1,000,000.00	1,000,000.00			1,000,000.00															
Sub-Total, Agency-Specific	267,195,000.00		267,195,000.00	267,195,000.00			267,195,000.00	28,000,504.66					28,000,504.66	21,996,463.49				21,996,463.49		239,194,495.34		6,004,041.17
PS	55,876,000.00		55,876,000.00	55,876,000.00			55,876,000.00	11,247,239.60					11,247,239.60	11,205,323.32				11,205,323.32		44,628,760.40		41,916.28
MOOE	98,264,000.00		98,264,000.00	98,264,000.00			98,264,000.00	16,608,515.06					16,608,515.06	10,791,140.17				10,791,140.17		81,655,484.94		5,817,374.89
Fin Ex																						
CO	113,055,000.00		113,055,000.00	113,055,000.00			113,055,000.00	144,750.00					144,750.00							112,910,250.00		144,750.00
II. Automatic Appropriations																						
Retirement and Life Insurance Premiums 01104102																						
General Administration and Support	0000010000000000	992,000.00	327,000.00	1,319,000.00	1,319,000.00		1,319,000.00	296,123.30					296,123.30	143,799.84				143,799.84		1,022,876.70		152,323.46
General Management and Supervision	1030010001000000	992,000.00	327,000.00	1,319,000.00	1,319,000.00		1,319,000.00	296,123.30					296,123.30	143,799.84				143,799.84		1,022,876.70		152,323.46
PS		992,000.00	327,000.00	1,319,000.00	1,319,000.00		1,319,000.00	296,123.30					296,123.30	143,799.84				143,799.84		1,022,876.70		152,323.46
Operations	0000030000000000	3,848,000.00		3,848,000.00	3,848,000.00		3,848,000.00	917,302.36					917,302.36	612,303.12				612,303.12		2,930,697.64		304,999.24
MFO 1: LIBRARY SERVICES	0000030100000000	3,848,000.00		3,848,000.00	3,848,000.00		3,848,000.00	917,302.36					917,302.36	612,303.12				612,303.12		2,930,697.64		304,999.24
Research and publication of library and information, sources, services, methods and new practices	1060030101000000	316,000.00		316,000.00	316,000.00		316,000.00	60,462.00					60,462.00	40,308.00				40,308.00		255,538.00		20,154.00
PS		316,000.00		316,000.00	316,000.00		316,000.00	60,462.00					60,462.00	40,308.00				40,308.00		255,538.00		20,154.00
Improvement and maintenance of information systems	1060030102000000	352,000.00		352,000.00	352,000.00		352,000.00	76,033.24					76,033.24	50,688.96				50,688.96		275,966.76		25,344.28
PS		352,000.00		352,000.00	352,000.00		352,000.00	76,033.24					76,033.24	50,688.96				50,688.96		275,966.76		25,344.28
Acquisition, organization and access of library materials	1060030103000000	1,564,000.00		1,564,000.00	1,564,000.00		1,564,000.00	366,473.16					366,473.16	245,116.08				245,116.08		1,197,526.84		121,357.08
PS		1,564,000.00		1,564,000.00	1,564,000.00		1,564,000.00	366,473.16					366,473.16	245,116.08				245,116.08		1,197,526.84		121,357.08
Preservation and conservation of Filipiniana collection	2420030104000000	859,000.00		859,000.00	859,000.00		859,000.00	210,735.36					210,735.36	140,490.24				140,490.24		648,264.64		70,245.12
PS		859,000.00		859,000.00	859,000.00		859,000.00	210,735.36					210,735.36	140,490.24				140,490.24		648,264.64		70,245.12
Development and support to affiliated public libraries	1060030105000000	356,000.00		356,000.00	356,000.00		356,000.00	106,803.72					106,803.72	71,202.48				71,202.48		249,196.28		35,601.24
PS		356,000.00		356,000.00	356,000.00		356,000.00	106,803.72					106,803.72	71,202.48				71,202.48		249,196.28		35,601.24
Library promotional, educational and cultural activities	2420030106000000	401,000.00		401,000.00	401,000.00		401,000.00	96,794.88					96,794.88	64,497.36				64,497.36		304,205.12		32,297.52
PS		401,000.00		401,000.00	401,000.00		401,000.00	96,794.88					96,794.88	64,497.36				64,497.36		304,205.12		32,297.52
Sub-Total, Automatic Appropriations		4,840,000.00	327,000.00	5,167,000.00	5,167,000.00		5,167,000.00	1,213,425.66					1,213,425.66	756,102.96				756,102.96		3,953,574.34		457,322.70
PS		4,840,000.00	327,000.00	5,167,000.00	5,167,000.00		5,167,000.00	1,213,425.66					1,213,425.66	756,102.96				756,102.96		3,953,574.34		457,322.70
MOOE																						
Fin Ex																						
CO																						
III. Special Purpose Fund																						
Miscellaneous Personnel Benefits Fund	01101406		2,966,000.00	2,966,000.00	2,966,000.00		2,966,000.00	668,555.16					668,555.16	668,555.16				668,555.16		2,297,444.84		
Miscellaneous Personnel Benefits Fund	0000090700000000		2,966,000.00	2,966,000.00	2,966,000.00		2,966,000.00	668,555.16					668,555.16	668,555.16				668,555.16		2,297,444.84		
For Payment of Compensation Adjustment	1030090707000000		2,966,000.00	2,966,000.00	2,966,000.00		2,966,000.00	668,555.16					668,555.16	668,555.16				668,555.16		2,297,444.84		
PS			2,966,000.00	2,966,000.00	2,966,000.00		2,966,000.00	668,555.16					668,555.16	668,555.16				668,555.16		2,297,444.84		
Pension and Gratuity Fund	01101407		716,490.00	716,490.00	716,490.00		716,490.00	716,488.07					716,488.07	716,488.07				716,488.07		1.93		
Pension and Gratuity Fund	0000090800000000		716,490.00	716,490.00	716,490.00		716,490.00	716,488.07					716,488.07	716,488.07				716,488.07		1.93		
For Payment of separation benefits and/or incentives	2820090803000000		716,490.00	716,490.00	716,490.00		716,490.00	716,488.07					716,488.07	716,488.07				716,488.07		1.93		
PS			716,490.00	716,490.00	716,490.00		716,490.00	716,488.07					716,488.07	716,488.07				716,488.07		1.93		
Sub-Total, SPF			3,682,490.00	3,682,490.00	3,682,490.00		3,682,490.00	1,385,043.23					1,385,043.23	1,385,043.23				1,385,043.23		2,297,446.77		
PS			3,682,490.00	3,682,490.00	3,682,490.00		3,682,490.00	1,385,043.23					1,385,043.23	1,385,043.23				1,385,043.23		2,297,446.77		
MOOE																						
Fin Ex																						
CO																						
GRAND TOTAL		272,035,000.00	4,009,490.00	276,044,490.00	276,044,490.00		276,044,490.00	30,598,973.55					30,598,973.55	24,137,609.68				24,137,609.68		245,445,516.45		6,461,363.87
PS		60,716,000.00	4,009,490.00	64,725,490.00	64,725,490.00		64,725,490.00	13,845,708.49					13,845,708.49	13,346,469.51				13,346,469.51		50,879,781.51		499,238.98
MOOE		98,264,000.00		98,264,000.00	98,264,000.00		98,264,000.00	16,608,515.06					16,608,515.06	10,791,140.17				10,791,140.17		81,655,484.94		5,817,374.89
Fin Ex																						
CO		113,055,000.00		113,055,000.00	113,055,000.00		113,055,000.00	144,750.00					144,750.00							112,910,250.00		144,750.00
Recapitulation by MFO:																						
OF WHICH:																						
Major Programs/Projects																						

Certified Correct

Certified Correct

Recommended By:

Approved By:

20/Jun/2016

Chief Accountant

Date

BA SAGRE, FE

Director, FMS


Date: 20/Jun/2016

J. CINTO, YCLANDA

Agency Head Department


Date: 20/Jun/2016


1	2	3	4	5-(3+4)	6	Allotments			10=[6+(-)7+8+9]	11	Current Year Obligation				15=(11+12+13+14)	Current Year Disbursements				20=(16+17+18+19)	21=(3-11)	22=(1-19)	Balances			
						7	8	9			12	13	14	16		17	18	19	23				24			
UAC, S CODE	Authorized Appropriation	Adjustments (Transfer To)/From, Realignment)	Adjustments	Allotments Received	Adjustments (Withdrawal, Realignment)	Transfer To	Transfer From	Adjusted Total Allotments	1st Quarter Ending March 31	2nd Quarter Ending June 30	3rd Quarter Ending Sept 30	4th Quarter Ending Dec 31	Total	1st Quarter Ending March 31	2nd Quarter Ending June 30	3rd Quarter Ending Sept 30	4th Quarter Ending Dec 31	Unreleased Appropriations	Unobligated Allotment	Due and Demandable	Not Yet Due and Demandable					
General Administration and Support	0000010000000000																									
General Management and Supervision	1030010001000000																									
PS																										
Operations	0000030000000000																									
MFO 1: LIBRARY SERVICES	0000030100000000																									
Research and publication of library and information, sources, services, methods and new practices	1060030101000000																									
PS																										
Improvement and maintenance of information systems	1060030102000000																									
PS																										
Acquisition, organization and access of library materials	1060030103000000																									
PS																										
Preservation and conservation of Filipiniana collection	2420030104000000																									
PS																										
Development and support to affiliated public libraries	1060030105000000																									
PS																										
Library promotional, educational and cultural activities	2420030106000000																									
PS																										
Sub-Total, Automatic Appropriations																										
PS																										
MOOE																										
Fin Ex																										
CO																										
III. Special Purpose Fund																										
Sub-Total, SPF																										
PS																										
MOOE																										
Fin Ex																										
CO																										
GRAND TOTAL		25,013,685.57		25,013,685.57	25,013,685.57			25,013,685.57	20,000.00				20,000.00										24,993,685.57		20,000.00	
PS																										
MOOE		16,038,186.73		16,038,186.73	16,038,186.73			16,038,186.73																16,038,186.73		
Fin Ex																										
CO		8,975,498.84		8,975,498.84	8,975,498.84			8,975,498.84	20,000.00				20,000.00										8,955,498.84		20,000.00	
Recapitulation by MFO:																										
OF WHICH:																										
Major Programs/Projects																										

Certified Correct:

 Vanguardia, Marvin
 Budget Officer
 Date: 16/Jun/2016

Certified Correct:

 Chief Accountant
 Date:

Recommended By:

 BASAGRE, FE
 Director, FMS
 Date: 16/Jun/2016

Approved By:

 JACINTO, YOLANDA
 Agency Head/Department
 Date: 16/Jun/2016