

MONTHLY REPORT OF DISBURSEMENTS
For the month of December 2022


Department : Other Executive Offices
 Agency/Entity : National Library of the Philippines
 Operating Unit : < not applicable >
 Organization Code (UACS) : 26 019 000000
 Fund Cluster : 01 Regular Agency Fund

Particulars	Current Year Budget					Prior Year's Budget											Trust Liabilities					Grand Total					Remarks	
	PS	MOOE	FinEx	CO	TOTAL	Prior Year's Accounts Payable					Current Year's Accounts Payable						PS	MOOE	CO	TOTAL	PS	MOOE	FinEx	CO	TOTAL			
						PS	MOOE	FinEx	CO	Sub-Total	PS	MOOE	FinEx	CO	Sub-Total	TOTAL										SUB-TOTAL		PS
1	2	3	4	5	6=(2+3+4+5)	7	8	9	10	11=(7+8+9+10)	12	13	14	15	16=(12+13+14+15)	17=(11+16)	18=(6+17)	19	20	21	22=(19+20+21)	23	24	25	26	27=(23+24+25+26)	28	
CASH DISBURSEMENTS	12,375,741.65	5,474,324.04	0.00	4,387,548.79	22,237,614.48	0.00	0.00	0.00	0.00	0.00	0.00	0.00	0.00	0.00	0.00	0.00	22,237,614.48	0.00	0.00	0.00	0.00	12,375,741.65	5,474,324.04	0.00	4,387,548.79	22,237,614.48		
Notice of Cash Allocation (NCA)	12,375,741.65	5,474,324.04	0.00	4,387,548.79	22,237,614.48	0.00	0.00	0.00	0.00	0.00	0.00	0.00	0.00	0.00	0.00	0.00	22,237,614.48	0.00	0.00	0.00	0.00	12,375,741.65	5,474,324.04	0.00	4,387,548.79	22,237,614.48		
MDS Checks Issued	0.00	0.00	0.00	0.00	0.00	0.00	0.00	0.00	0.00	0.00	0.00	0.00	0.00	0.00	0.00	0.00	0.00	0.00	0.00	0.00	0.00	0.00	0.00	0.00	0.00	0.00	0.00	
Advice to Debit Account	12,375,741.65	5,474,324.04	0.00	4,387,548.79	22,237,614.48	0.00	0.00	0.00	0.00	0.00	0.00	0.00	0.00	0.00	0.00	0.00	22,237,614.48	0.00	0.00	0.00	0.00	12,375,741.65	5,474,324.04	0.00	4,387,548.79	22,237,614.48		
Notice of Transfer Allocations (NTA)	0.00	0.00	0.00	0.00	0.00	0.00	0.00	0.00	0.00	0.00	0.00	0.00	0.00	0.00	0.00	0.00	0.00	0.00	0.00	0.00	0.00	0.00	0.00	0.00	0.00	0.00	0.00	
MDS Checks Issued	0.00	0.00	0.00	0.00	0.00	0.00	0.00	0.00	0.00	0.00	0.00	0.00	0.00	0.00	0.00	0.00	0.00	0.00	0.00	0.00	0.00	0.00	0.00	0.00	0.00	0.00	0.00	
Advice to Debit Account	0.00	0.00	0.00	0.00	0.00	0.00	0.00	0.00	0.00	0.00	0.00	0.00	0.00	0.00	0.00	0.00	0.00	0.00	0.00	0.00	0.00	0.00	0.00	0.00	0.00	0.00	0.00	
Working Fund for FAPs	0.00	0.00	0.00	0.00	0.00	0.00	0.00	0.00	0.00	0.00	0.00	0.00	0.00	0.00	0.00	0.00	0.00	0.00	0.00	0.00	0.00	0.00	0.00	0.00	0.00	0.00	0.00	
Cash Disbursement Ceiling (CDC)	0.00	0.00	0.00	0.00	0.00	0.00	0.00	0.00	0.00	0.00	0.00	0.00	0.00	0.00	0.00	0.00	0.00	0.00	0.00	0.00	0.00	0.00	0.00	0.00	0.00	0.00	0.00	
TOTAL CASH DISBURSEMENTS	12,375,741.65	5,474,324.04	0.00	4,387,548.79	22,237,614.48	0.00	0.00	0.00	0.00	0.00	0.00	0.00	0.00	0.00	0.00	0.00	22,237,614.48	0.00	0.00	0.00	0.00	12,375,741.65	5,474,324.04	0.00	4,387,548.79	22,237,614.48		
NON-CASH DISBURSEMENTS	503,548.73	2,516,618.16	0.00	0.00	3,020,166.89	0.00	0.00	0.00	0.00	0.00	0.00	0.00	0.00	0.00	0.00	0.00	3,020,166.89	0.00	0.00	0.00	0.00	503,548.73	2,516,618.16	0.00	0.00	3,020,166.89		
Tax Remittance Advices Issued (TRA)	503,548.73	2,516,618.16	0.00	0.00	3,020,166.89	0.00	0.00	0.00	0.00	0.00	0.00	0.00	0.00	0.00	0.00	0.00	3,020,166.89	0.00	0.00	0.00	0.00	503,548.73	2,516,618.16	0.00	0.00	3,020,166.89		
Non-Cash Availment Authority (NCAA)	0.00	0.00	0.00	0.00	0.00	0.00	0.00	0.00	0.00	0.00	0.00	0.00	0.00	0.00	0.00	0.00	0.00	0.00	0.00	0.00	0.00	0.00	0.00	0.00	0.00	0.00	0.00	
Disbursements effected through outright deductions from claims (please specify)	0.00	0.00	0.00	0.00	0.00	0.00	0.00	0.00	0.00	0.00	0.00	0.00	0.00	0.00	0.00	0.00	0.00	0.00	0.00	0.00	0.00	0.00	0.00	0.00	0.00	0.00	0.00	
Overpayment of expenses (e.g. personnel benefits)	0.00	0.00	0.00	0.00	0.00	0.00	0.00	0.00	0.00	0.00	0.00	0.00	0.00	0.00	0.00	0.00	0.00	0.00	0.00	0.00	0.00	0.00	0.00	0.00	0.00	0.00	0.00	
Restitution for loss of government property	0.00	0.00	0.00	0.00	0.00	0.00	0.00	0.00	0.00	0.00	0.00	0.00	0.00	0.00	0.00	0.00	0.00	0.00	0.00	0.00	0.00	0.00	0.00	0.00	0.00	0.00	0.00	
Liquidated damages and similar claims	0.00	0.00	0.00	0.00	0.00	0.00	0.00	0.00	0.00	0.00	0.00	0.00	0.00	0.00	0.00	0.00	0.00	0.00	0.00	0.00	0.00	0.00	0.00	0.00	0.00	0.00	0.00	
Others (TEF, BTr, Documentary Stamp Tax, etc.)	0.00	0.00	0.00	0.00	0.00	0.00	0.00	0.00	0.00	0.00	0.00	0.00	0.00	0.00	0.00	0.00	0.00	0.00	0.00	0.00	0.00	0.00	0.00	0.00	0.00	0.00	0.00	
TOTAL NON-CASH DISBURSEMENTS	503,548.73	2,516,618.16	0.00	0.00	3,020,166.89	0.00	0.00	0.00	0.00	0.00	0.00	0.00	0.00	0.00	0.00	0.00	3,020,166.89	0.00	0.00	0.00	0.00	503,548.73	2,516,618.16	0.00	0.00	3,020,166.89		
GRAND TOTAL	12,879,290.38	7,990,942.20	0.00	4,387,548.79	25,257,781.37	0.00	0.00	0.00	0.00	0.00	0.00	0.00	0.00	0.00	0.00	0.00	25,257,781.37	0.00	0.00	0.00	0.00	12,879,290.38	7,990,942.20	0.00	4,387,548.79	25,257,781.37		

SUMMARY

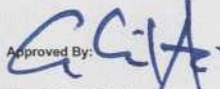
Particulars	Previous Report (2)	This Month (3)	As at Date (4)
Total Disbursement Authorities Received	327,428,694.64	22,179,447.89	349,608,142.53
NCA	313,222,903.00	19,159,281.00	332,382,184.00
NTA	0.00	0.00	0.00
Working Fund	0.00	0.00	0.00
TRA	14,205,791.64	3,020,166.89	17,225,958.53
CDC	0.00	0.00	0.00
NCAA	0.00	0.00	0.00
Less: Notice of Transfer of Allocations (NTA) issued	0.00	0.00	0.00
Total Disbursement Authorities Available	327,428,694.64	22,179,447.89	349,608,142.53
Less:	0.00	0.00	0.00
Lapsed NCA	4,959,301.07	12,749,602.40	17,708,903.47
Disbursements	253,737,828.87	25,257,781.37	278,995,610.24
Less: Other Non-Cash Disbursements	0.00	0.00	0.00
Disbursements effected through outright deductions from claims	0.00	0.00	0.00
Overpayment of expenses (e.g. personnel benefits)	0.00	0.00	0.00
Restitution for loss of government property	0.00	0.00	0.00
Liquidated damages and similar claims	0.00	0.00	0.00
Others (e.g. TEF, BTr, Docs Stamp, etc.)	0.00	0.00	0.00
Add/Less: Adjustments (e.g. cancelled/staled checks)	0.00	0.00	0.00
Balance of Disbursement Authorities as at date	68,731,564.70	(15,827,935.88)	52,903,628.82
Total Disbursements Program	182,565,902.44	34,987,216.88	217,553,119.32
Less: *Actual Disbursements	237,173,471.58	22,237,614.48	259,411,086.06
(Over)/Under spending	(54,607,569.14)	12,749,602.40	(41,857,966.74)

Notes: * The use of NTA is discouraged
 Notes: ** Amounts should tally with the grand total disbursement (column 27).

Certified Correct:

 Geraldine V. Guisando
 Accountant III
 Date:

Recommending Approval:

 Fe B. Basagre
 Chief Administrative Officer
 Date:

Approved By:

 Cesar Gilbert Q. Adriano
 Agency Head
 Date:

MONTHLY REPORT OF DISBURSEMENTS
For the month of November 2022

Department : Other Executive Offices
Agency/Entity : National Library of the Philippines
Operating Unit : < not applicable >
Organization Code (UACS) : 26 019 000000
Fund Cluster : 01 Regular Agency Fund

Particulars	Current Year Budget					Prior Year's Budget										Current Year's Accounts Payable					Trust Liabilities					Grand Total					Remarks
	PS	MOOE	FinEx	CO	TOTAL	Prior Year's Accounts Payable					Current Year's Accounts Payable					PS	MOOE	CO	TOTAL	PS	MOOE	FinEx	CO	TOTAL	PS	MOOE	FinEx	CO	TOTAL		
	2	3	4	5	6=(2+3+4+5)	7	8	9	10	11=(7+8+9+10)	12	13	14	15	16=(12+13+14+15)	17=(11+16)	18=(6+17)	19	20	21	22=(19+20+21)	23	24	25	26	27=(23+24+25+26)	28				
CASH DISBURSEMENTS	9,861,731.53	7,574,215.12	0.00	24,304,016.62	41,739,963.27	0.00	1,331,963.35	0.00	0.00	1,331,963.35	0.00	0.00	0.00	0.00	1,331,963.35	43,071,926.62	0.00	0.00	0.00	0.00	9,861,731.53	8,906,178.47	0.00	24,304,016.62	43,071,926.62						
Notice of Cash Allocation (NCA)	9,861,731.53	7,574,215.12	0.00	24,304,016.62	41,739,963.27	0.00	1,331,963.35	0.00	0.00	1,331,963.35	0.00	0.00	0.00	0.00	1,331,963.35	43,071,926.62	0.00	0.00	0.00	0.00	9,861,731.53	8,906,178.47	0.00	24,304,016.62	43,071,926.62						
MDS Checks Issued	0.00	0.00	0.00	0.00	0.00	0.00	0.00	0.00	0.00	0.00	0.00	0.00	0.00	0.00	0.00	0.00	0.00	0.00	0.00	0.00	0.00	0.00	0.00	0.00	0.00	0.00					
Advice to Debit Account	9,861,731.53	7,574,215.12	0.00	24,304,016.62	41,739,963.27	0.00	1,331,963.35	0.00	0.00	1,331,963.35	0.00	0.00	0.00	0.00	1,331,963.35	43,071,926.62	0.00	0.00	0.00	0.00	9,861,731.53	8,906,178.47	0.00	24,304,016.62	43,071,926.62						
Notice of Transfer Allocations (NTA)	0.00	0.00	0.00	0.00	0.00	0.00	0.00	0.00	0.00	0.00	0.00	0.00	0.00	0.00	0.00	0.00	0.00	0.00	0.00	0.00	0.00	0.00	0.00	0.00	0.00	0.00					
MDS Checks Issued	0.00	0.00	0.00	0.00	0.00	0.00	0.00	0.00	0.00	0.00	0.00	0.00	0.00	0.00	0.00	0.00	0.00	0.00	0.00	0.00	0.00	0.00	0.00	0.00	0.00	0.00					
Advice to Debit Account	0.00	0.00	0.00	0.00	0.00	0.00	0.00	0.00	0.00	0.00	0.00	0.00	0.00	0.00	0.00	0.00	0.00	0.00	0.00	0.00	0.00	0.00	0.00	0.00	0.00	0.00					
Working Fund for FAPs	0.00	0.00	0.00	0.00	0.00	0.00	0.00	0.00	0.00	0.00	0.00	0.00	0.00	0.00	0.00	0.00	0.00	0.00	0.00	0.00	0.00	0.00	0.00	0.00	0.00	0.00					
Cash Disbursement Ceiling (CDC)	0.00	0.00	0.00	0.00	0.00	0.00	0.00	0.00	0.00	0.00	0.00	0.00	0.00	0.00	0.00	0.00	0.00	0.00	0.00	0.00	0.00	0.00	0.00	0.00	0.00	0.00					
TOTAL CASH DISBURSEMENTS	9,861,731.53	7,574,215.12	0.00	24,304,016.62	41,739,963.27	0.00	1,331,963.35	0.00	0.00	1,331,963.35	0.00	0.00	0.00	0.00	1,331,963.35	43,071,926.62	0.00	0.00	0.00	0.00	9,861,731.53	8,906,178.47	0.00	24,304,016.62	43,071,926.62						
NON-CASH DISBURSEMENTS	503,548.73	241,418.93	0.00	0.00	744,967.66	0.00	0.00	0.00	0.00	0.00	0.00	0.00	0.00	0.00	0.00	744,967.66	0.00	0.00	0.00	0.00	503,548.73	241,418.93	0.00	0.00	744,967.66						
Tax Remittance Advices Issued (TRA)	503,548.73	241,418.93	0.00	0.00	744,967.66	0.00	0.00	0.00	0.00	0.00	0.00	0.00	0.00	0.00	0.00	744,967.66	0.00	0.00	0.00	0.00	503,548.73	241,418.93	0.00	0.00	744,967.66						
Non-Cash Availment Authority (NCAA)	0.00	0.00	0.00	0.00	0.00	0.00	0.00	0.00	0.00	0.00	0.00	0.00	0.00	0.00	0.00	0.00	0.00	0.00	0.00	0.00	0.00	0.00	0.00	0.00	0.00						
Disbursements effected through outright deductions from claims (please specify...)	0.00	0.00	0.00	0.00	0.00	0.00	0.00	0.00	0.00	0.00	0.00	0.00	0.00	0.00	0.00	0.00	0.00	0.00	0.00	0.00	0.00	0.00	0.00	0.00	0.00						
Overpayment of expenses(e.g. personnel benefits)	0.00	0.00	0.00	0.00	0.00	0.00	0.00	0.00	0.00	0.00	0.00	0.00	0.00	0.00	0.00	0.00	0.00	0.00	0.00	0.00	0.00	0.00	0.00	0.00	0.00						
Restitution for loss of government property	0.00	0.00	0.00	0.00	0.00	0.00	0.00	0.00	0.00	0.00	0.00	0.00	0.00	0.00	0.00	0.00	0.00	0.00	0.00	0.00	0.00	0.00	0.00	0.00	0.00						
Liquidated damages and similar claims	0.00	0.00	0.00	0.00	0.00	0.00	0.00	0.00	0.00	0.00	0.00	0.00	0.00	0.00	0.00	0.00	0.00	0.00	0.00	0.00	0.00	0.00	0.00	0.00	0.00						
Others(TEF, BTR, Documentary Stamp Tax, etc.)	0.00	0.00	0.00	0.00	0.00	0.00	0.00	0.00	0.00	0.00	0.00	0.00	0.00	0.00	0.00	0.00	0.00	0.00	0.00	0.00	0.00	0.00	0.00	0.00	0.00						
TOTAL NON-CASH DISBURSEMENTS	503,548.73	241,418.93	0.00	0.00	744,967.66	0.00	0.00	0.00	0.00	0.00	0.00	0.00	0.00	0.00	0.00	744,967.66	0.00	0.00	0.00	0.00	503,548.73	241,418.93	0.00	0.00	744,967.66						
GRAND TOTAL	10,365,280.26	7,815,634.05	0.00	24,304,016.62	42,484,930.93	0.00	1,331,963.35	0.00	0.00	1,331,963.35	0.00	0.00	0.00	0.00	1,331,963.35	43,816,894.28	0.00	0.00	0.00	0.00	10,365,280.26	9,147,597.40	0.00	24,304,016.62	43,816,894.28						

SUMMARY

Particulars	(1)	Previous Report (2)	This Month (3)	As at Date (4)
Total Disbursement Authorities Received		276,987,011.98	50,441,682.66	327,428,694.64
NCA		263,526,188.00	49,696,715.00	313,222,903.00
NTA		0.00	0.00	0.00
Working Fund		0.00	0.00	0.00
TRA		13,460,823.98	744,967.66	14,205,791.64
CDC		0.00	0.00	0.00
NCAA		0.00	0.00	0.00
Less: Notice of Transfer of Allocations (NTA) issued		0.00	0.00	0.00
Total Disbursement Authorities Available		276,987,011.98	50,441,682.66	327,428,694.64
Less:		0.00	0.00	0.00
Lapsed NCA		4,959,301.07	0.00	4,959,301.07
Disbursements		209,920,934.59	43,816,894.28	253,737,828.87
Less: Other Non-Cash Disbursements		0.00	0.00	0.00
Disbursements effected through outright deductions from claims		0.00	0.00	0.00
Overpayment of expenses(e.g. personnel benefits)		0.00	0.00	0.00
Restitution for loss of government property		0.00	0.00	0.00
Liquidated damages and similar claims		0.00	0.00	0.00
Others (e.g. TEF, BTR, Docs Stamp, etc.)		0.00	0.00	0.00
Add/Less: Adjustments (e.g. cancelled/staled checks)		0.00	0.00	0.00
Balance of Disbursement Authorities as at date		62,106,776.32	6,624,788.38	68,731,564.70
Total Disbursements Program		123,866,039.94	58,899,862.50	182,765,902.44
Less: *Actual Disbursements		194,101,544.96	43,071,926.62	237,173,471.58
(Over)/Under spending		(70,435,505.02)	15,827,935.88	(54,607,569.14)

Notes: * The use of NTA is discouraged
Notes: ** Amounts should tally with the grand total disbursement (column 27).

Certified Correct:

Guisando
Geraldine V. Guisando
Accountant III
Date:

Recommending Approval:

Basagre
Fe B. Basagre
Chief Administrative Officer
Date:

Approved By:

Adriano
Cesar Gilbert Q. Adriano
Agency Head
Date:

MONTHLY REPORT OF DISBURSEMENTS
For the month of October 2022


Department : Other Executive Offices
 Agency/Entity : National Library of the Philippines
 Operating Unit : < not applicable >
 Organization Code (UACS) : 26 019 0000000
 Fund Cluster : 01 Regular Agency Fund

Particulars	Current Year Budget					Prior Year's Budget										Current Year's Accounts Payable					Trust Liabilities					Grand Total					Remarks
	PS	MOOE	FinEx	CO	TOTAL	Prior Year's Accounts Payable					Current Year's Accounts Payable					PS	MOOE	CO	TOTAL	PS	MOOE	CO	TOTAL	PS	MOOE	FinEx	CO	TOTAL			
	2	3	4	5	6=(2+3+4+5)	7	8	9	10	11=(7+8+9+10)	12	13	14	15	16=(12+13+14+15)	17=(11+16)	18=(6+17)	19	20	21	22=(19+20+21)	23	24	25	26	27=(23+24+25+26)	28				
CASH DISBURSEMENTS	3,144,392.65	6,242,384.35	0.00	0.00	9,386,777.00	0.00	717,075.50	0.00	0.00	717,075.50	0.00	0.00	0.00	0.00	0.00	717,075.50	10,103,852.50	0.00	0.00	0.00	0.00	3,144,392.65	6,959,459.85	0.00	0.00	10,103,852.50					
Notice of Cash Allocation (NCA)	3,144,392.65	6,242,384.35	0.00	0.00	9,386,777.00	0.00	717,075.50	0.00	0.00	717,075.50	0.00	0.00	0.00	0.00	0.00	717,075.50	10,103,852.50	0.00	0.00	0.00	0.00	3,144,392.65	6,959,459.85	0.00	0.00	10,103,852.50					
MDS Checks Issued	0.00	0.00	0.00	0.00	0.00	0.00	0.00	0.00	0.00	0.00	0.00	0.00	0.00	0.00	0.00	0.00	0.00	0.00	0.00	0.00	0.00	0.00	0.00	0.00	0.00	0.00	0.00				
Advice to Debit Account	3,144,392.65	6,242,384.35	0.00	0.00	9,386,777.00	0.00	717,075.50	0.00	0.00	717,075.50	0.00	0.00	0.00	0.00	0.00	717,075.50	10,103,852.50	0.00	0.00	0.00	0.00	3,144,392.65	6,959,459.85	0.00	0.00	10,103,852.50					
Notice of Transfer Allocations (NTA)	0.00	0.00	0.00	0.00	0.00	0.00	0.00	0.00	0.00	0.00	0.00	0.00	0.00	0.00	0.00	0.00	0.00	0.00	0.00	0.00	0.00	0.00	0.00	0.00	0.00	0.00	0.00				
MDS Checks Issued	0.00	0.00	0.00	0.00	0.00	0.00	0.00	0.00	0.00	0.00	0.00	0.00	0.00	0.00	0.00	0.00	0.00	0.00	0.00	0.00	0.00	0.00	0.00	0.00	0.00	0.00	0.00	0.00			
Advice to Debit Account	0.00	0.00	0.00	0.00	0.00	0.00	0.00	0.00	0.00	0.00	0.00	0.00	0.00	0.00	0.00	0.00	0.00	0.00	0.00	0.00	0.00	0.00	0.00	0.00	0.00	0.00	0.00	0.00			
Working Fund for FAPs	0.00	0.00	0.00	0.00	0.00	0.00	0.00	0.00	0.00	0.00	0.00	0.00	0.00	0.00	0.00	0.00	0.00	0.00	0.00	0.00	0.00	0.00	0.00	0.00	0.00	0.00	0.00	0.00			
Cash Disbursement Ceiling (CDC)	0.00	0.00	0.00	0.00	0.00	0.00	0.00	0.00	0.00	0.00	0.00	0.00	0.00	0.00	0.00	0.00	0.00	0.00	0.00	0.00	0.00	0.00	0.00	0.00	0.00	0.00	0.00	0.00			
TOTAL CASH DISBURSEMENTS	3,144,392.65	6,242,384.35	0.00	0.00	9,386,777.00	0.00	717,075.50	0.00	0.00	717,075.50	0.00	0.00	0.00	0.00	0.00	717,075.50	10,103,852.50	0.00	0.00	0.00	0.00	3,144,392.65	6,959,459.85	0.00	0.00	10,103,852.50					
NON-CASH DISBURSEMENTS	503,361.74	619,326.25	0.00	0.00	1,122,707.99	0.00	0.00	0.00	0.00	0.00	0.00	0.00	0.00	0.00	0.00	0.00	1,122,707.99	0.00	0.00	0.00	0.00	503,361.74	619,326.25	0.00	0.00	1,122,707.99					
Tax Remittance Advices Issued (TRA)	503,361.74	619,326.25	0.00	0.00	1,122,707.99	0.00	0.00	0.00	0.00	0.00	0.00	0.00	0.00	0.00	0.00	0.00	1,122,707.99	0.00	0.00	0.00	0.00	503,361.74	619,326.25	0.00	0.00	1,122,707.99					
Non-Cash Availment Authority (NCAA)	0.00	0.00	0.00	0.00	0.00	0.00	0.00	0.00	0.00	0.00	0.00	0.00	0.00	0.00	0.00	0.00	0.00	0.00	0.00	0.00	0.00	0.00	0.00	0.00	0.00	0.00	0.00	0.00			
Disbursements effected through outright deductions from claims (please specify)	0.00	0.00	0.00	0.00	0.00	0.00	0.00	0.00	0.00	0.00	0.00	0.00	0.00	0.00	0.00	0.00	0.00	0.00	0.00	0.00	0.00	0.00	0.00	0.00	0.00	0.00	0.00	0.00			
Overpayment of expenses (e.g. personnel benefits)	0.00	0.00	0.00	0.00	0.00	0.00	0.00	0.00	0.00	0.00	0.00	0.00	0.00	0.00	0.00	0.00	0.00	0.00	0.00	0.00	0.00	0.00	0.00	0.00	0.00	0.00	0.00	0.00			
Restitution for loss of government property	0.00	0.00	0.00	0.00	0.00	0.00	0.00	0.00	0.00	0.00	0.00	0.00	0.00	0.00	0.00	0.00	0.00	0.00	0.00	0.00	0.00	0.00	0.00	0.00	0.00	0.00	0.00	0.00			
Liquidated damages and similar claims	0.00	0.00	0.00	0.00	0.00	0.00	0.00	0.00	0.00	0.00	0.00	0.00	0.00	0.00	0.00	0.00	0.00	0.00	0.00	0.00	0.00	0.00	0.00	0.00	0.00	0.00	0.00	0.00			
Others (TEF, BTr, Documentary Stamp Tax, etc.)	0.00	0.00	0.00	0.00	0.00	0.00	0.00	0.00	0.00	0.00	0.00	0.00	0.00	0.00	0.00	0.00	0.00	0.00	0.00	0.00	0.00	0.00	0.00	0.00	0.00	0.00	0.00	0.00			
TOTAL NON-CASH DISBURSEMENTS	503,361.74	619,326.25	0.00	0.00	1,122,707.99	0.00	0.00	0.00	0.00	0.00	0.00	0.00	0.00	0.00	0.00	0.00	1,122,707.99	0.00	0.00	0.00	0.00	503,361.74	619,326.25	0.00	0.00	1,122,707.99					
GRAND TOTAL	3,647,774.39	6,861,710.60	0.00	0.00	10,509,484.99	0.00	717,075.50	0.00	0.00	717,075.50	0.00	0.00	0.00	0.00	0.00	717,075.50	11,226,560.49	0.00	0.00	0.00	0.00	3,647,774.39	7,578,786.10	0.00	0.00	11,226,560.49					

SUMMARY

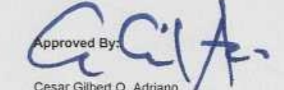
Particulars	Previous Report (2)	This Month (3)	As at Date (4)
Total Disbursement Authorities Received (1)			
NCA	256,557,303.99	20,429,707.99	276,987,011.98
NTA	244,219,188.00	19,307,000.00	263,526,188.00
Working Fund	0.00	0.00	0.00
TRA	0.00	0.00	0.00
CDC	12,338,115.99	1,122,707.99	13,460,823.98
NCAA	0.00	0.00	0.00
Less: Notice of Transfer of Allocations (NTA)* Issued	0.00	0.00	0.00
Total Disbursement Authorities Available	256,557,303.99	20,429,707.99	276,987,011.98
Less:			
Lapsed NCA	0.00	0.00	0.00
Disbursements	4,959,301.07	0.00	4,959,301.07
Less: Other Non-Cash Disbursements	196,694,374.10	11,226,560.49	209,920,934.59
Disbursements effected through outright deductions from claims	0.00	0.00	0.00
Overpayment of expenses (e.g. personnel benefits)	0.00	0.00	0.00
Restitution for loss of government property	0.00	0.00	0.00
Liquidated damages and similar claims	0.00	0.00	0.00
Others (e.g. TEF, BTr, Docs Stamp, etc.)	0.00	0.00	0.00
Add/Less: Adjustments (e.g. cancelled/stated checks)	0.00	0.00	0.00
Balance of Disbursement Authorities as at date	52,903,628.82	9,203,147.50	62,106,776.32
Total Disbursements Program	104,359,039.94	19,307,000.00	123,666,039.94
Less: *Actual Disbursements	183,997,692.46	10,103,852.50	194,101,544.96
(Over)/Under spending	(79,636,652.52)	9,203,147.50	(70,435,505.02)

Notes: * The use of NTA is discouraged
 Notes: ** Amounts should tally with the grand total disbursement (column 27).

Certified Correct:

 Gerakling V. Guisando
 Accountant III
 Date:

Recommending Approval:

 Fe B. Basagre
 Chief Administrative Officer
 Date:

Approved By:

 Cesar Gilbert O. Adriano
 Agency Head
 Date: