

STATEMENT OF APPROPRIATIONS, ALLOTMENTS, OBLIGATIONS, DISBURSEMENTS AND BALANCES

As at the Quarter Ending December 31, 2019

Department : Other Executive Offices
 Agency/Entity : National Library of the Philippines
 Operating Unit : < not applicable >
 Organization Code : 26 019 0000000
 Fund Cluster : 01 Regular Agency Fund
 (e.g. UACS Fund Cluster: 01-Regular Agency Fund, 02-Foreign Assisted Projects Fund, 03-Special Account-Locally Funded/Domestic Grants Fund, and 04-Special Account-Foreign Assisted/Foreign Grants Fund)

X	Current Year Appropriations
	Supplemental
	Continuing Appropriations

Particulars	UACS CODE	Appropriations					Allotments		Current Year Obligations					Current Year Disbursements					Balances				
		Authorized Appropriations	Adjustments (Transfer To/From, Modifications/)	Adjusted Appropriations	Allotments Received	Adjustments (Reductions, Modifications/ Augmentations)	Transfer To	Transfer From	Adjusted Total Allotments	1st Quarter Ending March 31	2nd Quarter Ending June 30	3rd Quarter Ending Sept. 30	4th Quarter Ending Dec. 31	TOTAL	1st Quarter Ending March 31	2nd Quarter Ending June 30	3rd Quarter Ending Sept. 30	4th Quarter Ending Dec. 31	TOTAL	Unreleased Appro	Unobligated Allotments	Unpaid Obligations (15-20)=(23+24)	
																						Due and Demandable	Not Yet Due and Demandable
1	2	3	4	5=(3+4)	6	7	8	9	10=[(6+(-)-7)-8+9]	11	12	13	14	15=(11+12+13+14)	16	17	18	19	20=(16+17+18+19)	21	22	23	24
I. Agency Specific Budget		198,766,000.00	0.00	198,766,000.00	198,614,877.00	0.00	0.00	0.00	198,614,877.00	20,199,935.06	37,800,368.32	28,486,535.94	102,719,057.15	189,205,896.47	17,625,389.93	25,373,251.57	27,539,587.79	37,733,726.08	108,271,955.37	151,123.00	9,408,980.53	0.00	80,933,941.10
General Administration AND Support	1000000000000000	114,962,000.00	69,530.00	115,031,530.00	114,810,877.00	69,530.00	0.00	0.00	114,880,407.00	7,459,847.37	17,301,237.38	10,909,310.21	75,159,781.19	110,830,176.15	6,235,804.15	8,586,404.72	11,713,700.45	11,184,021.18	37,719,930.50	151,123.00	4,050,230.85	0.00	73,110,245.65
General Management and Supervision	100000100001000	114,752,000.00	69,530.00	114,821,530.00	114,752,000.00	69,530.00	0.00	0.00	114,821,530.00	7,459,847.37	17,301,237.38	10,850,434.15	75,159,781.19	110,771,300.09	6,235,804.15	8,586,404.72	11,654,824.39	11,184,021.18	37,661,054.44	0.00	4,050,229.91	0.00	73,110,245.65
PS		12,611,000.00	850,000.00	13,461,000.00	12,611,000.00	850,000.00	0.00	0.00	13,461,000.00	2,536,332.42	4,135,204.53	2,890,280.90	3,888,235.49	13,450,053.34	2,536,331.62	4,135,204.53	2,890,280.90	3,880,638.85	13,442,455.90	0.00	10,946.66	0.00	7,597.44
MOOE		52,141,000.00	(21,180,470.00)	30,960,530.00	52,141,000.00	(21,180,470.00)	0.00	0.00	30,960,530.00	4,923,514.95	13,166,032.85	7,960,153.25	2,902,359.70	28,952,060.75	3,699,472.53	4,451,200.19	8,764,543.49	7,303,382.33	24,218,598.54	0.00	2,008,469.25	0.00	4,733,462.21
CO		50,000,000.00	20,400,000.00	70,400,000.00	50,000,000.00	20,400,000.00	0.00	0.00	70,400,000.00	0.00	0.00	0.00	68,369,186.00	68,369,186.00	0.00	0.00	0.00	0.00	0.00	0.00	2,030,814.00	0.00	68,369,186.00
Administration of Personnel Benefits	100000100002000	210,000.00	0.00	210,000.00	58,877.00	0.00	0.00	0.00	58,877.00	0.00	0.00	58,876.06	0.00	58,876.06	0.00	0.00	58,876.06	0.00	58,876.06	151,123.00	0.94	0.00	0.00
PS		210,000.00	0.00	210,000.00	58,877.00	0.00	0.00	0.00	58,877.00	0.00	0.00	58,876.06	0.00	58,876.06	0.00	0.00	58,876.06	0.00	58,876.06	151,123.00	0.94	0.00	0.00
Sub-Total, General Administration AND Support		114,962,000.00	69,530.00	115,031,530.00	114,810,877.00	69,530.00	0.00	0.00	114,880,407.00	7,459,847.37	17,301,237.38	10,909,310.21	75,159,781.19	110,830,176.15	6,235,804.15	8,586,404.72	11,713,700.45	11,184,021.18	37,719,930.50	151,123.00	4,050,230.85	0.00	73,110,245.65
PS		12,821,000.00	850,000.00	13,671,000.00	12,669,877.00	850,000.00	0.00	0.00	13,519,877.00	2,536,332.42	4,135,204.53	2,949,156.96	3,888,235.49	13,508,929.40	2,536,331.62	4,135,204.53	2,949,156.96	3,880,638.85	13,501,331.96	151,123.00	10,947.60	0.00	7,597.44
MOOE		52,141,000.00	(21,180,470.00)	30,960,530.00	52,141,000.00	(21,180,470.00)	0.00	0.00	30,960,530.00	4,923,514.95	13,166,032.85	7,960,153.25	2,902,359.70	28,952,060.75	3,699,472.53	4,451,200.19	8,764,543.49	7,303,382.33	24,218,598.54	0.00	2,008,469.25	0.00	4,733,462.21
FinEx (if Applicable)		0.00	0.00	0.00	0.00	0.00	0.00	0.00	0.00	0.00	0.00	0.00	0.00	0.00	0.00	0.00	0.00	0.00	0.00	0.00	0.00	0.00	0.00
CO		50,000,000.00	20,400,000.00	70,400,000.00	50,000,000.00	20,400,000.00	0.00	0.00	70,400,000.00	0.00	0.00	0.00	68,369,186.00	68,369,186.00	0.00	0.00	0.00	0.00	0.00	0.00	2,030,814.00	0.00	68,369,186.00
Operations	3000000000000000	83,804,000.00	(69,530.00)	83,734,470.00	83,804,000.00	(69,530.00)	0.00	0.00	83,734,470.00	12,740,087.69	20,499,130.94	17,577,225.73	27,559,275.96	78,375,720.32	11,389,585.78	16,786,846.85	15,825,887.34	26,549,704.90	70,552,024.87	0.00	5,358,749.68	0.00	7,823,695.45
OO: Collection, access, AND preservation of library resources increased		83,804,000.00	(69,530.00)	83,734,470.00	83,804,000.00	(69,530.00)	0.00	0.00	83,734,470.00	12,740,087.69	20,499,130.94	17,577,225.73	27,559,275.96	78,375,720.32	11,389,585.78	16,786,846.85	15,825,887.34	26,549,704.90	70,552,024.87	0.00	5,358,749.68	0.00	7,823,695.45
NATIONAL LIBRARY PROGRAM		70,776,000.00	(69,530.00)	70,706,470.00	70,776,000.00	(69,530.00)	0.00	0.00	70,706,470.00	10,786,776.86	15,972,076.83	15,100,959.75	24,759,309.20	66,619,122.64	9,728,152.99	14,392,939.57	13,170,531.60	24,169,262.15	61,460,886.31	0.00	4,087,347.36	0.00	5,158,236.33
Acquisition, organization and access of library materials	310100100001000	29,494,000.00	(69,530.00)	29,424,470.00	29,494,000.00	(69,530.00)	0.00	0.00	29,424,470.00	4,882,148.88	6,952,318.54	6,312,853.73	9,805,153.46	27,952,475.61	3,877,067.97	5,714,570.48	5,150,948.71	9,404,524.36	24,147,111.52	0.00	1,471,994.39	0.00	3,805,364.09
PS		20,046,000.00	350,000.00	20,396,000.00	20,046,000.00	350,000.00	0.00	0.00	20,396,000.00	3,588,949.84	5,173,587.22	3,977,918.94	7,177,296.89	19,917,752.89	3,588,949.84	5,173,587.22	3,743,873.96	7,364,059.93	19,870,470.97	0.00	478,247.11	0.00	47,281.92
MOOE		9,448,000.00	(419,530.00)	9,028,470.00	9,448,000.00	(419,530.00)	0.00	0.00	9,028,470.00	1,293,200.04	1,778,731.32	2,334,934.79	2,627,856.57	8,034,722.72	288,118.13	540,983.26	1,407,074.73	2,040,464.43	4,276,640.55	0.00	993,747.28	0.00	3,758,082.17
Preservation and conservation of Filipiniana collection	310100100002000	16,626,000.00	0.00	16,626,000.00	16,626,000.00	0.00	0.00	0.00	16,626,000.00	2,620,396.25	3,789,896.67	3,351,356.18	6,766,282.41	16,527,931.51	2,601,866.84	3,727,138.84	2,978,689.75	6,420,430.90	15,728,126.33	0.00	98,068.49	0.00	799,805.18
PS		11,940,000.00	660,000.00	12,600,000.00	11,940,000.00	660,000.00	0.00	0.00	12,600,000.00	2,368,774.25	3,514,627.92	2,489,894.18	4,197,569.59	12,570,865.94	2,368,774.25	3,514,627.92	2,489,894.18	4,197,569.59	12,570,865.94	0.00	29,134.06	0.00	0.00
MOOE		4,686,000.00	(660,000.00)	4,026,000.00	4,686,000.00	(660,000.00)	0.00	0.00	4,026,000.00	251,622.00	275,268.75	861,462.00	2,568,712.82	3,957,065.57	233,092.59	212,510.92	488,795.57	2,222,861.31	3,157,260.39	0.00	68,934.43	0.00	799,805.18
Improvement and maintenance of information systems	310100100003000	14,099,000.00	0.00	14,099,000.00	14,099,000.00	0.00	0.00	0.00	14,099,000.00	1,472,725.57	2,037,938.54	3,331,726.77	5,242,244.49	12,084,635.37	1,448,199.50	1,765,478.45	3,018,220.79	5,324,520.47	11,556,419.21	0.00	2,014,364.63	0.00	528,216.16
PS		4,612,000.00	1,000,000.00	5,612,000.00	4,612,000.00	1,000,000.00	0.00	0.00	5,612,000.00	684,700.37	984,051.54	612,546.54	1,832,004.77	4,113,303.22	684,700.37	984,051.54	612,546.54	1,832,004.77	4,113,303.22	0.00	1,498,696.78	0.00	0.00
MOOE		9,487,000.00	(1,000,000.00)	8,487,000.00	9,487,000.00	(1,000,000.00)	0.00	0.00	8,487,000.00	788,025.20	1,053,887.00	2,719,180.23	3,410,239.72	7,971,332.15	763,499.13	781,426.91	2,405,674.25	3,492,515.70	7,443,115.99	0.00	515,667.85	0.00	528,216.16
Library promotional, educational and cultural activities	310100100004000	6,680,000.00	0.00	6,680,000.00	6,680,000.00	0.00	0.00	0.00	6,680,000.00	1,147,191.79	1,758,772.44	1,375,476.38	2,102,330.85	6,383,771.46	1,140,420.90	1,752,601.16	1,293,125.66	2,178,495.43	6,384,643.15	0.00	296,228.54	0.00	19,128.31

Department : Other Executive Offices
 Agency/Entity : National Library of the Philippines
 Operating Unit : < not applicable >
 Organization Code : 26 019 0000000
 Fund Cluster : 01 Regular Agency Fund

X	Current Year Appropriations
	Supplemental
	Continuing Appropriations


(e.g. UACS Fund Cluster: 01-Regular Agency Fund, 02-Foreign Assisted Projects Fund, 03-Special Account-Locally Funded/Domestic Grants Fund, and 04-Special Account-Foreign Assisted/Foreign Grants Fund)

Particulars	UACS CODE	Appropriations			Allotments					Current Year Obligations					Current Year Disbursements					Balances				
		Authorized Appropriations	Adjustments (Transfer To/From, Modifications/)	Adjusted Appropriations	Allotments Received	Adjustments (Reductions, Modifications/ Augmentations)	Transfer To	Transfer From	Adjusted Total Allotments	1st Quarter Ending March 31	2nd Quarter Ending June 30	3rd Quarter Ending Sept. 30	4th Quarter Ending Dec. 31	TOTAL	1st Quarter Ending March 31	2nd Quarter Ending June 30	3rd Quarter Ending Sept. 30	4th Quarter Ending Dec. 31	TOTAL	Unreleased Appro	Unobligated Allotments	Unpaid Obligations (15-20)=(23+24)		
																						Due and Demandable	Not Yet Due and Demandable	
1	2	3	4	5=(3+4)	6	7	8	9	10=[(6+(-)7)-8+9]	11	12	13	14	15=(11+12+13+14)	16	17	18	19	20=(16+17+18+19)	21	22	23	24	
PS		5,787,000.00	90,000.00	5,877,000.00	5,787,000.00	90,000.00	0.00	0.00	5,877,000.00	1,104,341.79	1,679,227.44	1,162,569.78	1,694,179.52	5,640,318.53	1,104,341.79	1,679,227.44	1,162,569.78	1,694,179.52	5,640,318.53	0.00	236,681.47	0.00	0.00	
MOOE		893,000.00	(90,000.00)	803,000.00	893,000.00	(90,000.00)	0.00	0.00	803,000.00	42,850.00	79,545.00	212,906.60	408,151.33	743,452.93	36,079.11	73,373.72	130,555.88	484,315.91	724,324.62	0.00	59,547.07	0.00	19,128.31	
Research and publication of library and information, sources, services, methods and new practices	310100100005000	3,877,000.00	0.00	3,877,000.00	3,877,000.00	0.00	0.00	0.00	3,877,000.00	664,313.37	1,433,150.84	729,546.69	843,297.99	3,670,308.69	660,597.78	1,433,150.84	729,546.69	841,290.99	3,664,586.10	0.00	206,691.31	0.00	5,722.59	
PS		3,405,000.00	50,000.00	3,455,000.00	3,405,000.00	50,000.00	0.00	0.00	3,455,000.00	610,689.37	1,267,769.64	720,219.03	835,269.99	3,433,948.03	610,689.37	1,267,769.64	720,219.03	835,269.99	3,433,948.03	0.00	21,051.97	0.00	0.00	
MOOE		472,000.00	(50,000.00)	422,000.00	472,000.00	(50,000.00)	0.00	0.00	422,000.00	53,624.00	165,381.00	9,327.66	8,028.00	236,360.66	49,908.41	165,381.00	9,327.66	6,021.00	230,638.07	0.00	185,639.34	0.00	5,722.59	
LIBRARY EXTENSION PROGRAM		13,028,000.00	0.00	13,028,000.00	13,028,000.00	0.00	0.00	0.00	13,028,000.00	1,953,310.83	4,527,054.11	2,476,265.98	2,799,966.76	11,756,597.68	1,661,432.79	2,393,907.28	2,655,355.74	2,380,442.75	9,091,138.56	0.00	1,271,402.32	0.00	2,665,459.12	
Development and support to affiliated public libraries	310200100001000	9,159,000.00	0.00	9,159,000.00	9,159,000.00	0.00	0.00	0.00	9,159,000.00	1,288,137.23	3,047,338.52	1,596,839.42	2,660,238.64	8,592,553.81	1,129,640.68	1,643,124.69	1,560,513.22	1,808,610.72	6,141,889.31	0.00	566,446.19	0.00	2,450,664.50	
PS		5,490,000.00	0.00	5,490,000.00	5,490,000.00	0.00	0.00	0.00	5,490,000.00	1,014,405.06	1,518,010.62	1,124,194.62	1,522,033.84	5,178,644.14	1,014,405.06	1,518,010.62	1,124,194.62	1,522,033.84	5,178,644.14	0.00	311,355.86	0.00	0.00	
MOOE		3,669,000.00	0.00	3,669,000.00	3,669,000.00	0.00	0.00	0.00	3,669,000.00	273,732.17	1,529,327.90	472,644.80	1,138,204.80	3,413,909.67	115,235.82	125,114.07	436,318.60	286,576.88	963,245.17	0.00	255,090.33	0.00	2,450,664.50	
Project(s)		3,869,000.00	0.00	3,869,000.00	3,869,000.00	0.00	0.00	0.00	3,869,000.00	665,173.60	1,479,715.59	879,426.56	139,728.12	3,164,043.87	531,792.11	750,782.59	1,094,842.52	571,832.03	2,949,249.25	0.00	704,956.13	0.00	214,794.62	
Locally-Funded Project(s)		3,869,000.00	0.00	3,869,000.00	3,869,000.00	0.00	0.00	0.00	3,869,000.00	665,173.60	1,479,715.59	879,426.56	139,728.12	3,164,043.87	531,792.11	750,782.59	1,094,842.52	571,832.03	2,949,249.25	0.00	704,956.13	0.00	214,794.62	
Operation of Congressional Library in Tayuman, Tondo, Manila	310200200001000	2,224,000.00	0.00	2,224,000.00	2,224,000.00	0.00	0.00	0.00	2,224,000.00	487,483.68	1,041,220.40	245,290.42	113,309.48	1,887,303.98	377,040.04	498,964.57	620,220.16	269,544.33	1,765,769.10	0.00	336,696.02	0.00	121,534.88	
MOOE		2,224,000.00	0.00	2,224,000.00	2,224,000.00	0.00	0.00	0.00	2,224,000.00	487,483.68	1,041,220.40	245,290.42	113,309.48	1,887,303.98	377,040.04	498,964.57	620,220.16	269,544.33	1,765,769.10	0.00	336,696.02	0.00	121,534.88	
Operation of Congressional Library in Bailiuan, Bohol	310200200002000	592,000.00	0.00	592,000.00	592,000.00	0.00	0.00	0.00	592,000.00	111,447.48	149,091.37	282,001.50	46,882.29	589,422.64	105,767.13	126,604.20	150,452.67	163,840.85	546,464.85	0.00	2,577.36	0.00	42,957.79	
MOOE		592,000.00	0.00	592,000.00	592,000.00	0.00	0.00	0.00	592,000.00	111,447.48	149,091.37	282,001.50	46,882.29	589,422.64	105,767.13	126,604.20	150,452.67	163,840.85	546,464.85	0.00	2,577.36	0.00	42,957.79	
Operation of Batanes Provincial Library in Basco, Batanes	310200200003000	1,053,000.00	0.00	1,053,000.00	1,053,000.00	0.00	0.00	0.00	1,053,000.00	66,242.44	289,403.82	352,134.64	(20,463.65)	687,317.25	48,984.94	125,213.82	324,169.69	138,646.85	637,015.30	0.00	365,682.75	0.00	50,301.95	
MOOE		1,053,000.00	0.00	1,053,000.00	1,053,000.00	0.00	0.00	0.00	1,053,000.00	66,242.44	289,403.82	352,134.64	(20,463.65)	687,317.25	48,984.94	125,213.82	324,169.69	138,646.85	637,015.30	0.00	365,682.75	0.00	50,301.95	
Sub-Total, Operations		83,804,000.00	(69,530.00)	83,734,470.00	83,804,000.00	(69,530.00)	0.00	0.00	83,734,470.00	12,740,087.69	20,499,130.94	17,577,225.73	27,559,275.96	78,375,720.32	11,389,585.78	16,786,846.85	15,825,887.34	26,549,704.90	70,552,024.87	0.00	5,358,749.68	0.00	7,823,695.45	
PS		51,280,000.00	2,150,000.00	53,430,000.00	51,280,000.00	2,150,000.00	0.00	0.00	53,430,000.00	9,371,860.68	14,137,274.38	10,087,343.09	17,258,354.60	50,854,832.75	9,371,860.68	14,137,274.38	9,853,298.13	17,445,117.64	50,807,550.83	0.00	2,575,167.25	0.00	47,281.92	
MOOE		32,524,000.00	(2,219,530.00)	30,304,470.00	32,524,000.00	(2,219,530.00)	0.00	0.00	30,304,470.00	3,368,227.01	6,361,856.56	7,489,882.64	10,300,921.36	27,520,887.57	2,017,725.10	2,649,572.47	5,972,589.21	9,104,587.26	19,744,474.04	0.00	2,783,582.43	0.00	7,776,413.53	
FinEx (if Applicable)		0.00	0.00	0.00	0.00	0.00	0.00	0.00	0.00	0.00	0.00	0.00	0.00	0.00	0.00	0.00	0.00	0.00	0.00	0.00	0.00	0.00	0.00	
CO		0.00	0.00	0.00	0.00	0.00	0.00	0.00	0.00	0.00	0.00	0.00	0.00	0.00	0.00	0.00	0.00	0.00	0.00	0.00	0.00	0.00	0.00	
Sub-Total, I. Agency Specific Budget		198,766,000.00	0.00	198,766,000.00	198,614,877.00	0.00	0.00	0.00	198,614,877.00	20,199,935.06	37,800,368.32	28,486,535.94	102,719,057.15	189,205,896.47	17,625,389.93	25,373,251.57	27,539,587.79	37,733,726.08	108,271,955.37	151,123.00	9,408,980.53	0.00	80,933,941.10	
PS		64,101,000.00	3,000,000.00	67,101,000.00	63,949,877.00	3,000,000.00	0.00	0.00	66,949,877.00	11,908,193.10	18,272,478.91	13,036,500.05	21,146,590.09	64,363,762.15	11,908,192.30	18,272,478.91	12,802,455.09	21,325,756.49	64,308,882.79	151,123.00	2,586,114.85	0.00	54,879.36	
MOOE		84,665,000.00	(23,400,000.00)	61,265,000.00	84,665,000.00	(23,400,000.00)	0.00	0.00	61,265,000.00	8,291,741.96	19,527,889.41	15,450,035.89	13,203,281.06	56,472,948.32	5,717,197.63	7,100,772.66	14,737,132.70	16,407,969.59	43,963,072.58	0.00	4,792,051.68	0.00	12,509,875.74	
FinEx (if Applicable)		0.00	0.00	0.00	0.00	0.00	0.00	0.00	0.00	0.00	0.00	0.00	0.00	0.00	0.00	0.00	0.00	0.00	0.00	0.00	0.00	0.00	0.00	
CO		50,000,000.00	20,400,000.00	70,400,000.00	50,000,000.00	20,400,000.00	0.00	0.00	70,400,000.00	0.00	0.00	0.00	68,369,186.00	68,369,186.00	0.00	0.00	0.00	0.00	0.00	0.00	0.00	2,030,814.00	0.00	68,369,186.00
II. Automatic Appropriations		5,819,000.00	0.00	5,819,000.00	5,819,000.00	0.00	0.00	0.00	5,819,000.00	1,275,728.88	1,013,748.13	1,834,397.86	1,361,005.56	5,484,880.43	1,275,728.88	1,013,748.13	1,834,397.86	1,361,005.56	5,484,880.43	0.00	334,119.57	0.00	0.00	
Specific Budgets of National Government Agencies		5,819,000.00	0.00	5,819,000.00	5,819,000.00	0.00	0.00	0.00	5,819,000.00	1,275,728.88	1,013,748.13	1,834,397.86	1,361,005.56	5,484,880.43	1,275,728.88	1,013,748.13	1,834,397.86	1,361,005.56	5,484,880.43	0.00	334,119.57	0.00	0.00	
Retirement and Life Insurance Premiums		5,819,000.00	0.00	5,819,000.00	5,819,000.00	0.00	0.00	0.00	5,819,000.00	1,275,728.88	1,013,748.13	1,834,397.86	1,361,005.56	5,484,880.43	1,275,728.88	1,013,748.13	1,834,397.86	1,361,005.56	5,484,880.43	0.00	334,119.57	0.00	0.00	

Department : Other Executive Offices
 Agency/Entity : National Library of the Philippines
 Operating Unit : < not applicable >
 Organization Code : 26 019 0000000
 Fund Cluster : 01 Regular Agency Fund
 (e.g. UACS Fund Cluster: 01-Regular Agency Fund, 02-Foreign Assisted Projects Fund, 03-Special Account-Locally Funded/Domestic Grants Fund, and 04-Special Account-Foreign Assisted/Foreign Grants Fund)


X	Current Year Appropriations
	Supplemental
	Continuing Appropriations


Particulars	UACS CODE	Appropriations					Allotments				Current Year Obligations					Current Year Disbursements					Balances			
		Authorized Appropriations	Adjustments (Transfer To/From, Modifications/)	Adjusted Appropriations	Allotments Received	Adjustments (Reductions, Modifications/ Augmentations)	Transfer To	Transfer From	Adjusted Total Allotments	1st Quarter Ending March 31	2nd Quarter Ending June 30	3rd Quarter Ending Sept. 30	4th Quarter Ending Dec. 31	TOTAL	1st Quarter Ending March 31	2nd Quarter Ending June 30	3rd Quarter Ending Sept. 30	4th Quarter Ending Dec. 31	TOTAL	Unreleased Appro	Unobligated Allotments	Unpaid Obligations (15-20)=(23+24)		
																						Due and Demandable	Not Yet Due and Demandable	
1	2	3	4	5=(3+4)	6	7	8	9	10=[(6+(-)7)-8+9]	11	12	13	14	15=(11+12+13+14)	16	17	18	19	20=(16+17+18+19)	21	22	23	24	
PS		5,819,000.00	0.00	5,819,000.00	5,819,000.00	0.00	0.00	0.00	5,819,000.00	1,275,728.88	1,013,748.13	1,834,397.86	1,361,005.56	5,484,880.43	1,275,728.88	1,013,748.13	1,834,397.86	1,361,005.56	5,484,880.43	0.00	334,119.57	0.00	0.00	
Sub-total II. Automatic Appropriations		5,819,000.00	0.00	5,819,000.00	5,819,000.00	0.00	0.00	0.00	5,819,000.00	1,275,728.88	1,013,748.13	1,834,397.86	1,361,005.56	5,484,880.43	1,275,728.88	1,013,748.13	1,834,397.86	1,361,005.56	5,484,880.43	0.00	334,119.57	0.00	0.00	
PS		5,819,000.00	0.00	5,819,000.00	5,819,000.00	0.00	0.00	0.00	5,819,000.00	1,275,728.88	1,013,748.13	1,834,397.86	1,361,005.56	5,484,880.43	1,275,728.88	1,013,748.13	1,834,397.86	1,361,005.56	5,484,880.43	0.00	334,119.57	0.00	0.00	
MOOE		0.00	0.00	0.00	0.00	0.00	0.00	0.00	0.00	0.00	0.00	0.00	0.00	0.00	0.00	0.00	0.00	0.00	0.00	0.00	0.00	0.00	0.00	
FinEx		0.00	0.00	0.00	0.00	0.00	0.00	0.00	0.00	0.00	0.00	0.00	0.00	0.00	0.00	0.00	0.00	0.00	0.00	0.00	0.00	0.00	0.00	
CO		0.00	0.00	0.00	0.00	0.00	0.00	0.00	0.00	0.00	0.00	0.00	0.00	0.00	0.00	0.00	0.00	0.00	0.00	0.00	0.00	0.00	0.00	
III. Special Purpose Fund		0.00	1,139,461.00	1,139,461.00	0.00	1,139,461.00	0.00	0.00	1,139,461.00	299,459.10	0.00	0.00	840,000.00	1,139,459.10	299,459.10	0.00	0.00	840,000.00	1,139,459.10	0.00	1.90	0.00	0.00	
Miscellaneous Personnel Benefits Fund		0.00	840,000.00	840,000.00	0.00	840,000.00	0.00	0.00	840,000.00	0.00	0.00	0.00	840,000.00	840,000.00	0.00	0.00	0.00	840,000.00	840,000.00	0.00	0.00	0.00	0.00	
PS		0.00	840,000.00	840,000.00	0.00	840,000.00	0.00	0.00	840,000.00	0.00	0.00	0.00	840,000.00	840,000.00	0.00	0.00	0.00	840,000.00	840,000.00	0.00	0.00	0.00	0.00	
Pension and Gratuity Fund		0.00	299,461.00	299,461.00	0.00	299,461.00	0.00	0.00	299,461.00	299,459.10	0.00	0.00	0.00	299,459.10	299,459.10	0.00	0.00	0.00	299,459.10	299,459.10	0.00	1.90	0.00	0.00
PS		0.00	299,461.00	299,461.00	0.00	299,461.00	0.00	0.00	299,461.00	299,459.10	0.00	0.00	0.00	299,459.10	299,459.10	0.00	0.00	0.00	299,459.10	299,459.10	0.00	1.90	0.00	0.00
Sub-Total III. Special Purpose Fund		0.00	1,139,461.00	1,139,461.00	0.00	1,139,461.00	0.00	0.00	1,139,461.00	299,459.10	0.00	0.00	840,000.00	1,139,459.10	299,459.10	0.00	0.00	840,000.00	1,139,459.10	0.00	1.90	0.00	0.00	
PS		0.00	1,139,461.00	1,139,461.00	0.00	1,139,461.00	0.00	0.00	1,139,461.00	299,459.10	0.00	0.00	840,000.00	1,139,459.10	299,459.10	0.00	0.00	840,000.00	1,139,459.10	0.00	1.90	0.00	0.00	
MOOE		0.00	0.00	0.00	0.00	0.00	0.00	0.00	0.00	0.00	0.00	0.00	0.00	0.00	0.00	0.00	0.00	0.00	0.00	0.00	0.00	0.00	0.00	
FinEx		0.00	0.00	0.00	0.00	0.00	0.00	0.00	0.00	0.00	0.00	0.00	0.00	0.00	0.00	0.00	0.00	0.00	0.00	0.00	0.00	0.00	0.00	
CO		0.00	0.00	0.00	0.00	0.00	0.00	0.00	0.00	0.00	0.00	0.00	0.00	0.00	0.00	0.00	0.00	0.00	0.00	0.00	0.00	0.00	0.00	
GRAND TOTAL		204,585,000.00	1,139,461.00	205,724,461.00	204,433,877.00	1,139,461.00	0.00	0.00	205,573,338.00	21,775,123.04	38,814,116.45	30,320,933.80	104,920,062.71	195,830,236.00	19,200,577.91	26,386,999.70	29,373,985.65	39,934,731.64	114,896,294.90	151,123.00	9,743,102.00	0.00	80,933,941.10	
PS		69,920,000.00	4,139,461.00	74,059,461.00	69,768,877.00	4,139,461.00	0.00	0.00	73,908,338.00	13,483,381.08	19,286,227.04	14,870,897.91	23,347,595.65	70,988,101.68	13,483,380.28	19,286,227.04	14,636,852.95	23,526,762.05	70,933,222.32	151,123.00	2,920,236.32	0.00	54,879.36	
MOOE		84,665,000.00	(23,400,000.00)	61,265,000.00	84,665,000.00	(23,400,000.00)	0.00	0.00	61,265,000.00	8,291,741.96	19,527,889.41	15,450,035.89	13,203,281.06	56,472,948.32	5,717,197.63	7,100,772.66	14,737,132.70	16,407,969.59	43,963,072.58	0.00	4,782,051.68	0.00	12,509,875.74	
CO		50,000,000.00	20,400,000.00	70,400,000.00	50,000,000.00	20,400,000.00	0.00	0.00	70,400,000.00	0.00	0.00	0.00	68,369,186.00	68,369,186.00	0.00	0.00	0.00	0.00	0.00	0.00	2,030,814.00	0.00	68,369,186.00	
Recapitulation by OO:																								
I. Agency Specific Budget		83,804,000.00	(69,530.00)	83,734,470.00	83,804,000.00	(69,530.00)	0.00	0.00	83,734,470.00	12,740,087.69	20,499,130.94	17,577,225.73	27,559,275.96	78,375,720.32	11,389,585.78	16,786,846.85	15,825,887.34	26,549,704.90	70,552,024.87	0.00	5,358,749.68	0.00	7,823,695.45	
NATIONAL LIBRARY PROGRAM		70,776,000.00	(69,530.00)	70,706,470.00	70,776,000.00	(69,530.00)	0.00	0.00	70,706,470.00	10,786,776.86	15,972,076.83	15,100,959.75	24,759,309.20	66,619,122.64	9,728,152.99	14,392,939.57	13,170,531.60	24,169,262.15	61,460,886.31	0.00	4,087,347.36	0.00	5,158,236.33	
LIBRARY EXTENSION PROGRAM		13,028,000.00	0.00	13,028,000.00	13,028,000.00	0.00	0.00	13,028,000.00	1,953,310.83	4,527,054.11	2,476,265.98	2,799,966.76	11,756,967.68	1,661,432.79	2,393,907.28	2,655,355.74	2,380,442.75	9,091,138.56	0.00	1,271,402.32	0.00	2,665,459.12		

Certified Correct:

MARVIN S. VANGUARDIA
 Budget Officer
 Date:

Certified Correct:

 Date:

Recommending Approval:

F. B. DABAGRE
 Chief Administrative Officer
 Date:

Approved By:

CESAR GILBERT Q. ADORIANO
 Agency Head
 Date:

STATEMENT OF APPROPRIATIONS, ALLOTMENTS, OBLIGATIONS, DISBURSEMENTS AND BALANCES
As at the Quarter Ending December 31, 2019

Department: Other Executive Offices
 Agency: National Library of the Philippines
 Operating Unit: < not applicable >
 Organization Code: 26 019 0000000
 Fund Cluster: 01 Regular Agency Fund
 (e.g. UACS Fund Cluster: 01-Regular Agency Fund, 02-Foreign Assisted Projects Fund, 03-Special Account-Locally Funded/Domestic Grants Fund, and 04-Special Account-Foreign Assisted/Foreign Grants Fund)

	Current Year
	Supplemental
X	Continuing Appropriations

Particulars	UACS CODE	Appropriations			Allotments					Current Year Obligations					Current Year Disbursements					Balances			
		Authorized Appropriations	Adjustments (Transfer To/From, Realignment)	Adjusted Appropriations	Allotments Received	Adjustments (Withdrawal, Realignment)	Transfer To	Transfer From	Adjusted Total Allotments	1st Quarter Ending March 31	2nd Quarter Ending June 30	3rd Quarter Ending Sept. 30	4th Quarter Ending Dec. 31	TOTAL	1st Quarter Ending March 31	2nd Quarter Ending June 30	3rd Quarter Ending Sept. 30	4th Quarter Ending Dec. 31	TOTAL	Unreleased Appro	Unobligated Allotments	Unpaid Obligations (15-20)=(23+24)	
																						Due and Demandable	Not Yet Due and Demandable
1	2	3	4	5=(3+4)	6	7	8	9	10=[(6+(-)-7)-8+9]	11	12	13	14	15=(11+12+13+14)	16	17	18	19	20=(16+17+18+19)	21=(5-10)	22=(10-15)	23	24
I. Continuing Appropriations		12,463,746.14	0.00	12,463,746.14	12,236,354.01	227,392.43	0.00	0.00	12,463,746.44	1,356,594.11	683,187.82	470,254.00	5,659,089.47	8,169,125.40	952,824.75	765,706.75	142,055.47	260,119.00	2,120,705.97	(0.30)	4,294,621.04	0.00	6,048,419.43
I. Agency Specific Budget		12,463,746.14	0.00	12,463,746.14	12,236,354.01	227,392.43	0.00	0.00	12,463,746.44	1,356,594.11	683,187.82	470,254.00	5,659,089.47	8,169,125.40	952,824.75	765,706.75	142,055.47	260,119.00	2,120,705.97	(0.30)	4,294,621.04	0.00	6,048,419.43
General Administration AND Support	1000000000000000	6,344,513.95	0.00	6,344,513.95	6,344,514.25	0.00	0.00	0.00	6,344,514.25	407,611.99	0.00	0.00	4,718,567.00	5,126,178.99	407,611.99	0.00	0.00	54,551.00	462,162.99	(0.30)	1,218,335.26	0.00	4,664,016.00
General Management AND Supervision	100000100001000	6,344,513.95	0.00	6,344,513.95	6,344,514.25	0.00	0.00	0.00	6,344,514.25	407,611.99	0.00	0.00	4,718,567.00	5,126,178.99	407,611.99	0.00	0.00	54,551.00	462,162.99	(0.30)	1,218,335.26	0.00	4,664,016.00
MOOE		1,391,489.55	0.00	1,391,489.55	1,391,489.55	0.00	0.00	0.00	1,391,489.55	407,611.99	0.00	0.00	14,051.00	421,662.99	407,611.99	0.00	0.00	14,051.00	421,662.99	0.00	969,826.56	0.00	0.00
CO		4,953,024.40	0.00	4,953,024.40	4,953,024.70	0.00	0.00	0.00	4,953,024.70	0.00	0.00	0.00	4,704,516.00	4,704,516.00	0.00	0.00	0.00	40,500.00	40,500.00	(0.30)	248,508.70	0.00	4,664,016.00
Sub-Total, General Administration AND Support		6,344,513.95	0.00	6,344,513.95	6,344,514.25	0.00	0.00	0.00	6,344,514.25	407,611.99	0.00	0.00	4,718,567.00	5,126,178.99	407,611.99	0.00	0.00	54,551.00	462,162.99	(0.30)	1,218,335.26	0.00	4,664,016.00
PS		0.00	0.00	0.00	0.00	0.00	0.00	0.00	0.00	0.00	0.00	0.00	0.00	0.00	0.00	0.00	0.00	0.00	0.00	0.00	0.00	0.00	0.00
MOOE		1,391,489.55	0.00	1,391,489.55	1,391,489.55	0.00	0.00	0.00	1,391,489.55	407,611.99	0.00	0.00	14,051.00	421,662.99	407,611.99	0.00	0.00	14,051.00	421,662.99	0.00	969,826.56	0.00	0.00
FinEx (if Applicable)		0.00	0.00	0.00	0.00	0.00	0.00	0.00	0.00	0.00	0.00	0.00	0.00	0.00	0.00	0.00	0.00	0.00	0.00	0.00	0.00	0.00	0.00
CO		4,953,024.40	0.00	4,953,024.40	4,953,024.70	0.00	0.00	0.00	4,953,024.70	0.00	0.00	0.00	4,704,516.00	4,704,516.00	0.00	0.00	0.00	40,500.00	40,500.00	(0.30)	248,508.70	0.00	4,664,016.00
Operations	3000000000000000	6,119,232.19	0.00	6,119,232.19	5,891,839.76	227,392.43	0.00	0.00	6,119,232.19	948,982.12	683,187.82	470,254.00	940,522.47	3,042,946.41	545,212.76	765,706.75	142,055.47	205,568.00	1,658,542.98	0.00	3,076,285.78	0.00	1,384,403.43
OO: Collection, access, AND preservation of library resources increased		6,119,232.19	0.00	6,119,232.19	5,891,839.76	227,392.43	0.00	0.00	6,119,232.19	948,982.12	683,187.82	470,254.00	940,522.47	3,042,946.41	545,212.76	765,706.75	142,055.47	205,568.00	1,658,542.98	0.00	3,076,285.78	0.00	1,384,403.43
NATIONAL LIBRARY PROGRAM		4,093,321.91	0.00	4,093,321.91	4,093,321.91	0.00	0.00	0.00	4,093,321.91	592,806.64	480,498.00	366,731.00	6,105.02	1,446,140.66	326,223.50	534,108.62	113,751.24	167,000.00	1,141,083.36	0.00	2,647,181.25	0.00	305,057.30
Acquisition, organization and access of library materials	310100100001000	1,804,372.23	0.00	1,804,372.23	1,804,372.23	0.00	0.00	0.00	1,804,372.23	89,472.00	40,964.00	199,731.00	6,105.02	336,272.02	83,175.02	32,378.83	12,868.04	0.00	128,421.89	0.00	1,468,100.21	0.00	207,850.13
MOOE		1,635,832.23	0.00	1,635,832.23	1,635,832.23	0.00	0.00	0.00	1,635,832.23	89,472.00	40,964.00	199,731.00	6,105.02	336,272.02	83,175.02	32,378.83	12,868.04	0.00	128,421.89	0.00	1,299,560.21	0.00	207,850.13
CO		168,540.00	0.00	168,540.00	168,540.00	0.00	0.00	0.00	168,540.00	0.00	0.00	0.00	0.00	0.00	0.00	0.00	0.00	0.00	0.00	0.00	168,540.00	0.00	0.00
Preservation and conservation of Filipiniana collection	310100100002000	520,973.06	0.00	520,973.06	520,973.06	0.00	0.00	0.00	520,973.06	98,640.00	71,630.00	0.00	0.00	170,270.00	63,386.67	67,995.01	15,143.16	0.00	146,524.84	0.00	350,703.06	0.00	23,745.16
MOOE		520,973.06	0.00	520,973.06	520,973.06	0.00	0.00	0.00	520,973.06	98,640.00	71,630.00	0.00	0.00	170,270.00	63,386.67	67,995.01	15,143.16	0.00	146,524.84	0.00	350,703.06	0.00	23,745.16
Improvement AND maintenance of information systems	310100100003000	1,198,487.09	0.00	1,198,487.09	1,198,487.09	0.00	0.00	0.00	1,198,487.09	402,696.64	367,904.00	167,000.00	0.00	937,600.64	177,663.81	433,734.78	85,740.04	167,000.00	864,138.63	0.00	260,886.45	0.00	73,462.01
MOOE		968,495.09	0.00	968,495.09	968,495.09	0.00	0.00	0.00	968,495.09	402,696.64	338,869.00	0.00	0.00	741,565.64	177,663.81	433,734.78	85,740.04	0.00	697,138.63	0.00	226,929.45	0.00	44,427.01
CO		229,992.00	0.00	229,992.00	229,992.00	0.00	0.00	0.00	229,992.00	0.00	29,035.00	167,000.00	0.00	196,035.00	0.00	0.00	0.00	167,000.00	167,000.00	0.00	33,957.00	0.00	29,035.00
Library promotional, educational and cultural activities	310100100004000	375,733.31	0.00	375,733.31	375,733.31	0.00	0.00	0.00	375,733.31	999.00	0.00	0.00	0.00	999.00	999.00	0.00	0.00	0.00	999.00	0.00	374,734.31	0.00	0.00
MOOE		375,733.31	0.00	375,733.31	375,733.31	0.00	0.00	0.00	375,733.31	999.00	0.00	0.00	0.00	999.00	999.00	0.00	0.00	0.00	999.00	0.00	374,734.31	0.00	0.00
Research AND publication of library AND information, sources, services, methods AND NEW practices	310100100005000	193,756.22	0.00	193,756.22	193,756.22	0.00	0.00	0.00	193,756.22	999.00	0.00	0.00	0.00	999.00	999.00	0.00	0.00	0.00	999.00	0.00	192,757.22	0.00	0.00
MOOE		193,756.22	0.00	193,756.22	193,756.22	0.00	0.00	0.00	193,756.22	999.00	0.00	0.00	0.00	999.00	999.00	0.00	0.00	0.00	999.00	0.00	192,757.22	0.00	0.00
LIBRARY EXTENSION PROGRAM		2,025,910.28	0.00	2,025,910.28	1,798,517.85	227,392.43	0.00	0.00	2,025,910.28	356,175.48	202,689.82	103,523.00	934,417.45	1,596,805.75	218,989.26	231,598.13	28,304.23	38,568.00	517,459.62	0.00	429,104.53	0.00	1,079,346.13

Department: Other Executive Offices
 Agency: National Library of the Philippines
 Operating Unit: < not applicable >
 Organization Code: 26 019 0000000
 Fund Cluster: 01 Regular Agency Fund
 (e.g. UACS Fund Cluster: 01-Regular Agency Fund, 02-Foreign Assisted Projects Fund, 03-Special Account-Locally Funded/Domestic Grants Fund, and 04-Special Account-Foreign Assisted/Foreign Grants Fund)

	Current Year
	Supplemental
X	Continuing Appropriations

Particulars	UACS CODE	Appropriations			Allotments					Current Year Obligations					Current Year Disbursements					Balances				
		Authorized Appropriations	Adjustments (Transfer To/From, Realignment)	Adjusted Appropriations	Allotments Received	Adjustments (Withdrawal, Realignment)	Transfer To	Transfer From	Adjusted Total Allotments	1st Quarter Ending March 31	2nd Quarter Ending June 30	3rd Quarter Ending Sept. 30	4th Quarter Ending Dec. 31	TOTAL	1st Quarter Ending March 31	2nd Quarter Ending June 30	3rd Quarter Ending Sept. 30	4th Quarter Ending Dec. 31	TOTAL	Unreleased Appro	Unobligated Allotments	Unpaid Obligations (15-20)=(23+24)		
																						Due and Demandable	Not Yet Due and Demandable	
1	2	3	4	5=(3+4)	6	7	8	9	10=[(6+(-)7)-8+9]	11	12	13	14	15=(11+12+13+14)	16	17	18	19	20=(16+17+18+19)	21=(5-10)	22=(10-15)	23	24	
Development and support to affiliated public libraries	310200100001000	1,350,748.44	0.00	1,350,748.44	1,350,748.44	0.00	0.00	0.00	1,350,748.44	72,759.99	75,530.00	0.00	820,840.00	969,129.99	36,066.97	30,789.31	6,612.00	0.00	73,468.28	0.00	381,618.45	0.00	895,661.71	
MOOE		1,262,590.96	0.00	1,262,590.96	1,262,590.96	0.00	0.00	0.00	1,262,590.96	72,759.99	75,530.00	0.00	770,840.00	919,129.99	36,066.97	30,789.31	6,612.00	0.00	73,468.28	0.00	343,460.97	0.00	845,661.71	
CO		88,157.48	0.00	88,157.48	88,157.48	0.00	0.00	0.00	88,157.48	0.00	0.00	0.00	50,000.00	50,000.00	0.00	0.00	0.00	0.00	0.00	0.00	38,157.48	0.00	50,000.00	
Locally-Funded Project(s)		675,161.84	0.00	675,161.84	447,769.41	227,392.43	0.00	0.00	675,161.84	283,415.49	127,159.82	103,523.00	113,577.45	627,675.76	182,922.29	200,808.82	21,692.23	0.00	38,568.00	443,991.34	0.00	47,486.08	0.00	183,684.42
Operation of Congressional Library IN Tayuman, Tondo, Manila	310200200001000	362,000.00	0.00	362,000.00	362,000.00	0.00	0.00	0.00	362,000.00	180,789.03	124,944.00	51,911.00	0.00	357,644.03	98,145.42	182,329.06	21,692.23	0.00	302,166.71	0.00	4,355.97	0.00	55,477.32	
MOOE		362,000.00	0.00	362,000.00	362,000.00	0.00	0.00	0.00	362,000.00	180,789.03	124,944.00	51,911.00	0.00	357,644.03	98,145.42	182,329.06	21,692.23	0.00	302,166.71	0.00	4,355.97	0.00	55,477.32	
Operation of Congressional Library in Balilihan, Bohol	310200200002000	85,769.41	0.00	85,769.41	85,769.41	0.00	0.00	0.00	85,769.41	4,683.35	0.00	0.00	57,307.45	61,990.80	2,138.60	2,544.75	0.00	0.00	4,683.35	0.00	23,778.61	0.00	57,307.45	
MOOE		14,149.41	0.00	14,149.41	14,149.41	0.00	0.00	0.00	14,149.41	4,683.35	0.00	0.00	7,307.45	11,990.80	2,138.60	2,544.75	0.00	0.00	4,683.35	0.00	2,158.61	0.00	7,307.45	
CO		71,620.00	0.00	71,620.00	71,620.00	0.00	0.00	0.00	71,620.00	0.00	0.00	0.00	50,000.00	50,000.00	0.00	0.00	0.00	0.00	0.00	0.00	21,620.00	0.00	50,000.00	
Operation of Batanes Provincial Library IN Basco, Batanes	310200200003000	227,392.43	0.00	227,392.43	0.00	227,392.43	0.00	0.00	227,392.43	97,943.11	2,215.82	51,612.00	56,270.00	208,040.93	82,638.27	15,935.01	0.00	0.00	38,568.00	137,141.28	0.00	19,351.50	0.00	70,899.65
MOOE		227,392.43	0.00	227,392.43	0.00	227,392.43	0.00	0.00	227,392.43	97,943.11	2,215.82	51,612.00	56,270.00	208,040.93	82,638.27	15,935.01	0.00	0.00	38,568.00	137,141.28	0.00	19,351.50	0.00	70,899.65
Sub-Total, Operations		6,119,232.19	0.00	6,119,232.19	5,891,839.76	227,392.43	0.00	0.00	6,119,232.19	948,982.12	683,187.82	470,254.00	940,522.47	3,042,946.41	545,212.76	765,706.75	142,055.47	0.00	205,568.00	1,658,542.98	0.00	3,076,285.78	0.00	1,384,403.43
PS		0.00	0.00	0.00	0.00	0.00	0.00	0.00	0.00	0.00	0.00	0.00	0.00	0.00	0.00	0.00	0.00	0.00	0.00	0.00	0.00	0.00	0.00	
MOOE		5,560,922.71	0.00	5,560,922.71	5,333,530.28	227,392.43	0.00	0.00	5,560,922.71	948,982.12	654,152.82	303,254.00	840,522.47	2,746,911.41	545,212.76	765,706.75	142,055.47	0.00	38,568.00	1,491,542.98	0.00	2,814,011.30	0.00	1,255,368.43
FinEx (if Applicable)		0.00	0.00	0.00	0.00	0.00	0.00	0.00	0.00	0.00	0.00	0.00	0.00	0.00	0.00	0.00	0.00	0.00	0.00	0.00	0.00	0.00	0.00	
CO		558,309.48	0.00	558,309.48	558,309.48	0.00	0.00	0.00	558,309.48	0.00	29,035.00	167,000.00	100,000.00	296,035.00	0.00	0.00	0.00	0.00	167,000.00	167,000.00	0.00	262,274.48	0.00	129,035.00
GRAND TOTAL		12,463,746.14	0.00	12,463,746.14	12,236,354.01	227,392.43	0.00	0.00	12,463,746.14	1,356,594.11	683,187.82	470,254.00	5,659,089.47	8,169,125.40	952,824.75	765,706.75	142,055.47	0.00	260,119.00	2,120,705.97	(0.30)	4,294,621.04	0.00	6,048,419.43
PS		0.00	0.00	0.00	0.00	0.00	0.00	0.00	0.00	0.00	0.00	0.00	0.00	0.00	0.00	0.00	0.00	0.00	0.00	0.00	0.00	0.00	0.00	
MOOE		6,952,412.26	0.00	6,952,412.26	6,725,019.83	227,392.43	0.00	0.00	6,952,412.26	1,356,594.11	654,152.82	303,254.00	854,573.47	3,168,574.40	952,824.75	765,706.75	142,055.47	0.00	52,619.00	1,913,205.97	0.00	3,783,637.86	0.00	1,255,368.43
FinEx (if Applicable)		0.00	0.00	0.00	0.00	0.00	0.00	0.00	0.00	0.00	0.00	0.00	0.00	0.00	0.00	0.00	0.00	0.00	0.00	0.00	0.00	0.00	0.00	
CO		5,511,333.88	0.00	5,511,333.88	5,511,334.18	0.00	0.00	0.00	5,511,334.18	0.00	29,035.00	167,000.00	4,804,516.00	5,000,551.00	0.00	0.00	0.00	0.00	207,500.00	207,500.00	(0.30)	510,783.18	0.00	4,793,051.00

Certified Correct: *Marvin S. Vanguardia*
MARVIN S. VANGUARDIA
 Budget Officer
 Date:

Certified Correct: _____
 Date:

Recommending Approval: *D. Basadre*
D. BASADRE
 Chief Administrative Officer
 Date:

Approved By: *Cesar Gilbert Q. Adriano*
CEsar GILBERT Q. ADRIANO
 Agency Head
 Date: