

STATEMENT OF APPROPRIATIONS, ALLOTMENTS, OBLIGATIONS, DISBURSEMENTS AND BALANCES  
As at the Quarter Ending December 31, 2021

Department : Other Executive Offices  
Agency/Entity : National Library of the Philippines  
Operating Unit : < not applicable >  
Organization Code (UACS) : 25 019 0000000  
Fund Cluster : 01 Regular Agency Fund  
(e.g. UACS Fund Cluster: 01-Regular Agency Fund, 02-Foreign Assisted Projects Fund, 03-Special Account-Locally Funded/Domestic Grants Fund, and 04-Special Account-Foreign Assisted/Foreign Grants Fund)

X	Current Year Appropriations
	Supplemental Appropriations
	Continuing Appropriations

Particulars	UACS CODE	Appropriations			Allotments			Current Year Obligations					Current Year Disbursements					Balances										
		Authorized Appropriations	Adjustments(Transfer To/From, Modifications, Augmentations)	Adjusted Appropriations	Allotments Received	Adjustments(Reduction & Modifications/Augmentations)	Transfer To	Transfer From	Adjusted Total Allotments	1st Quarter Ending March 31	2nd Quarter Ending June 30	3rd Quarter Ending Sept. 30	4th Quarter Ending Dec. 31	TOTAL	1st Quarter Ending March 31	2nd Quarter Ending June 30	3rd Quarter Ending Sept. 30	4th Quarter Ending Dec. 31	TOTAL	Unreleased Appro	Unobligated Allotments	Unpaid Obligations(15-20)=(23+24)						
		3	4	5=(3+4)	6	7	8	9	10=[(8+(-)7)+9]	11	12	13	14	15=(11+12+13+14)	16	17	18	19	20=(16+17+18+19)	21	22	Due and Demandable	Not Yet Due and Demandable	23	24			
I. Agency Specific Budget		183,030,000.00	0.00	183,030,000.00	183,030,000.00	0.00	0.00	0.00	183,030,000.00	29,577,785.95	36,517,935.85	27,448,901.24	42,251,640.56	135,796,263.60	18,426,565.95	32,800,595.11	23,572,099.51	32,896,191.41	107,695,445.98	0.00	47,233,796.45	0.00	28,500,816.62					
General Administration and Support	10500000000000	71,506,000.00	0.00	71,506,000.00	71,506,000.00	0.00	0.00	0.00	71,506,000.00	7,736,645.68	14,098,659.73	9,213,520.20	25,099,837.43	56,147,673.04	4,735,887.11	12,302,751.65	8,989,889.67	17,448,965.55	43,477,494.18	0.00	15,358,326.94	0.00	12,670,178.86					
General Management and Supervision	100000100001000	69,841,000.00	0.00	69,841,000.00	69,841,000.00	0.00	0.00	0.00	69,841,000.00	6,909,714.56	14,068,698.73	8,795,152.33	24,688,136.42	54,482,673.04	4,735,887.11	12,302,751.65	8,562,522.00	16,211,333.42	41,812,494.18	0.00	15,358,326.94	0.00	12,670,178.86					
PS		13,917,000.00	9,040,550.69	22,957,550.69	13,917,000.00	9,040,550.69	0.00	0.00	22,957,550.69	3,503,441.44	4,523,890.82	3,161,310.09	11,671,918.06	22,957,550.40	3,600,441.44	4,415,085.17	3,223,413.16	11,631,231.61	22,870,171.38	0.00	0.29	0.00	87,379.02					
MOOE		53,947,000.00	(12,270,550.69)	41,676,449.31	53,947,000.00	(12,270,550.69)	0.00	0.00	41,676,449.31	3,309,273.12	7,834,388.91	5,624,842.25	12,918,719.22	29,687,223.56	1,135,445.67	6,178,266.48	5,339,108.84	4,580,101.81	17,232,922.80	0.00	11,989,225.81	0.00	12,454,300.70					
CO		1,977,000.00	3,230,000.00	5,207,000.00	1,977,000.00	3,230,000.00	0.00	0.00	5,207,000.00	0.00	1,740,400.00	0.00	97,499.14	1,837,899.14	0.00	1,709,400.00	0.00	0.00	1,709,400.00	0.00	3,369,100.86	0.00	128,499.14					
Administration of Personal Benefits	100000100002000	1,665,000.00	0.00	1,665,000.00	1,665,000.00	0.00	0.00	0.00	1,665,000.00	826,931.12	0.00	427,367.87	410,701.01	1,665,000.00	0.00	0.00	427,367.87	1,237,632.13	1,665,000.00	0.00	0.00	0.00	0.00	0.00				
PS		1,665,000.00	0.00	1,665,000.00	1,665,000.00	0.00	0.00	0.00	1,665,000.00	826,931.12	0.00	427,367.87	410,701.01	1,665,000.00	0.00	0.00	427,367.87	1,237,632.13	1,665,000.00	0.00	0.00	0.00	0.00	0.00	0.00			
Sub-Total, General Administration and Support		71,506,000.00	0.00	71,506,000.00	71,506,000.00	0.00	0.00	0.00	71,506,000.00	7,736,645.68	14,098,659.73	9,213,520.20	25,099,837.43	56,147,673.04	4,735,887.11	12,302,751.65	8,989,889.67	17,448,965.55	43,477,494.18	0.00	15,358,326.94	0.00	12,670,178.86					
PS		15,582,000.00	9,040,550.69	24,622,550.69	15,582,000.00	9,040,550.69	0.00	0.00	24,622,550.69	4,427,372.56	4,523,890.82	3,588,677.94	12,082,619.07	24,622,550.40	3,600,441.44	4,415,085.17	3,650,781.03	12,868,963.74	24,535,171.38	0.00	0.29	0.00	87,379.02					
MOOE		53,947,000.00	(12,270,550.69)	41,676,449.31	53,947,000.00	(12,270,550.69)	0.00	0.00	41,676,449.31	3,309,273.12	7,834,388.91	5,624,842.25	12,918,719.22	29,687,223.56	1,135,445.67	6,178,266.48	5,339,108.84	4,580,101.81	17,232,922.80	0.00	11,989,225.81	0.00	12,454,300.70					
For Ex (if Applicable)		0.00	0.00	0.00	0.00	0.00	0.00	0.00	0.00	0.00	0.00	0.00	0.00	0.00	0.00	0.00	0.00	0.00	0.00	0.00	0.00	0.00	0.00	0.00	0.00	0.00		
CO		1,977,000.00	3,230,000.00	5,207,000.00	1,977,000.00	3,230,000.00	0.00	0.00	5,207,000.00	0.00	1,740,400.00	0.00	97,499.14	1,837,899.14	0.00	1,709,400.00	0.00	0.00	1,709,400.00	0.00	3,369,100.86	0.00	128,499.14					
Operations	300000000000000	111,524,000.00	0.00	111,524,000.00	111,524,000.00	0.00	0.00	0.00	111,524,000.00	21,841,140.27	22,419,296.12	18,235,381.04	17,152,803.13	79,648,590.56	13,690,878.84	20,497,838.46	14,582,259.64	15,447,225.66	64,217,952.80	0.00	31,875,409.44	0.00	15,430,637.76					
OO : Collection, access, and preservation of library resources increased		111,524,000.00	0.00	111,524,000.00	111,524,000.00	0.00	0.00	0.00	111,524,000.00	21,841,140.27	22,419,296.12	18,235,381.04	17,152,803.13	79,648,590.56	13,690,878.84	20,497,838.46	14,582,259.64	15,447,225.66	64,217,952.80	0.00	31,875,409.44	0.00	15,430,637.76					
NATIONAL LIBRARY PROGRAM		98,529,000.00	0.00	98,529,000.00	98,529,000.00	0.00	0.00	0.00	98,529,000.00	16,562,764.52	16,843,108.98	16,076,370.08	16,394,709.27	67,876,952.85	11,762,676.48	17,459,911.00	12,533,492.11	14,186,952.37	55,943,031.96	0.00	30,652,047.15	0.00	11,933,920.89					
Acquisition, organization and access of library materials	100100100001000	31,193,000.00	0.00	31,193,000.00	31,193,000.00	0.00	0.00	0.00	31,193,000.00	10,064,909.70	9,722,403.66	6,001,027.21	4,723,136.47	30,560,529.04	4,834,767.25	9,431,078.12	5,481,307.29	5,125,332.77	24,872,486.43	0.00	632,470.96	0.00	5,688,042.61					
PS		19,453,000.00	0.00	19,453,000.00	19,453,000.00	0.00	0.00	0.00	19,453,000.00	4,565,838.30	6,004,932.52	4,341,279.21	4,560,950.47	19,453,000.00	4,565,838.30	6,004,932.02	4,317,279.21	4,564,950.47	19,453,000.00	0.00	0.00	0.00	0.00	0.00				
MOOE		9,340,000.00	0.00	9,340,000.00	9,340,000.00	0.00	0.00	0.00	9,340,000.00	5,499,121.40	1,368,471.54	1,708,748.00	182,188.00	8,758,529.04	266,928.95	3,426,147.10	1,164,028.08	560,382.31	5,419,466.43	0.00	581,470.96	0.00	3,339,042.61					
CO		2,400,000.00	0.00	2,400,000.00	2,400,000.00	0.00	0.00	0.00	2,400,000.00	0.00	2,349,000.00	0.00	0.00	2,349,000.00	0.00	0.00	0.00	0.00	2,349,000.00	0.00	51,000.00	0.00	2,349,000.00					
Preservation and conservation of Filipino collections	10100100002000	45,204,000.00	0.00	45,204,000.00	45,204,000.00	0.00	0.00	0.00	45,204,000.00	4,282,780.54	3,228,315.28	3,608,433.11	5,156,760.50	16,276,289.43	3,544,183.22	3,439,931.44	3,326,294.22	5,424,369.88	15,734,767.78	0.00	28,927,710.57	0.00	541,521.67					
PS		12,972,000.00	0.00	12,972,000.00	12,972,000.00	0.00	0.00	0.00	12,972,000.00	2,444,747.09	3,020,334.28	2,475,775.13	5,036,143.50	12,972,000.00	2,444,747.09	3,020,334.28	2,470,775.13	5,036,143.50	12,972,000.00	0.00	0.00	0.00	0.00	0.00				
MOOE		4,632,000.00	(782,000.00)	3,850,000.00	4,632,000.00	(782,000.00)	0.00	0.00	3,850,000.00	1,836,033.45	207,481.00	1,137,657.58	120,617.00	3,304,289.43	1,069,436.13	419,597.16	865,003.09	388,225.36	2,762,767.75	0.00	545,710.57	0.00	541,521.67					
CO		27,600,000.00	782,000.00	28,382,000.00	27,600,000.00	782,000.00	0.00	0.00	28,382,000.00	0.00	0.00	0.00	0.00	0.00	0.00	0.00	0.00	0.00	28,382,000.00	0.00	28,382,000.00	0.00	0.00					
Improvement and maintenance of information systems	10100100003000	12,522,000.00	0.00	12,522,000.00	12,522,000.00	0.00	0.00	0.00	12,522,000.00	2,049,470.58	1,474,894.66	4,258,522.72	4,158,701.54	11,941,589.50	1,467,160.75	1,991,458.06	1,605,953.51	1,308,256.78	6,372,828.90	0.00	690,410.50	0.00	3,568,750.00					
PS		3,142,000.00	0.00	3,142,000.00	3,142,000.00	0.00	0.00	0.00	3,142,000.00	723,589.58	922,624.66	744,969.72	750,816.04	3,142,000.00	723,589.58	922,624.66	744,969.72	790,816.04	3,142,000.00	0.00	0.00	0.00	0.00	0.00				

This report was generated using the Unified Reporting System on 21/02/2022 17:28 version.FAR.1.2.5 ; Status : SUBMITTED



Department : Other Executive Offices  
 Agency/Entity : National Library of the Philippines  
 Operating Unit : < not applicable >  
 Organization Code (UACS) : 26 019 000000  
 Fund Cluster : 01 Regular Agency Fund  
 (e.g. UACS Fund Cluster: 01-Regular Agency Fund, 02-Foreign Assisted Projects Fund, 03-Special Account-Locally Funded/Domestic Grants Fund, and 04-Special Account-Foreign Assisted/Foreign Grants Fund)

X	Current Year Appropriations
	Supplemental Appropriations
	Continuing Appropriations


Particulars	UACS CODE	Appropriations			Allotments			Current Year Obligations					Current Year Disbursements					Balances					
		Authorized Appropriations	Adjustments(Transfer To/From, Modifications/ Augmentations)	Adjusted Appropriations	Allotments Received	Adjustments(Reductions, Modifications/Augmentations)	Transfer To	Transfer From	Adjusted Total Allotments	1st Quarter Ending March 31	2nd Quarter Ending June 30	3rd Quarter Ending Sept. 30	4th Quarter Ending Dec. 31	TOTAL	1st Quarter Ending March 31	2nd Quarter Ending June 30	3rd Quarter Ending Sept. 30	4th Quarter Ending Dec. 31	TOTAL	Unreleased Appro	Unobligated Allotments	Unpaid Obligations(15-20)=(23+24)	
		3	4	5=(3+4)	6	7	8	9	10=(8+(-)7)-8+9	11	12	13	14	15=(11+12+13+14)	16	17	18	19	20=(16+17+18+19)	21	22	23	24
MOOE		9,380,000.00	0.00	9,380,000.00	9,380,000.00	0.00	0.00	0.00	9,380,000.00	1,325,881.00	552,270.00	3,513,553.00	3,407,885.50	8,799,589.50	743,571.17	1,068,833.40	860,583.59	557,440.74	3,230,828.90	0.00	580,410.50	0.00	5,568,760.60
Library promotional, educational and cultural activities	310100100004000	5,441,000.00	0.00	5,441,000.00	5,441,000.00	0.00	0.00	0.00	5,441,000.00	1,262,706.66	1,476,069.99	1,369,788.44	1,011,246.97	5,119,812.06	1,046,718.22	1,861,056.99	1,330,348.69	988,128.15	5,026,252.05	0.00	321,187.94	0.00	53,562.01
PS		4,558,000.00	0.00	4,558,000.00	4,558,000.00	0.00	0.00	0.00	4,558,000.00	665,794.66	1,470,030.99	1,108,515.44	893,658.91	4,558,000.00	985,794.66	1,470,030.99	1,108,515.44	893,658.91	4,558,000.00	0.00	0.00	0.00	0.00
MOOE		883,000.00	(270,000.00)	613,000.00	883,000.00	(270,000.00)	0.00	0.00	613,000.00	276,912.00	6,039.00	281,273.00	17,568.00	561,812.00	60,823.56	191,026.00	221,833.25	(5,530.78)	468,252.05	0.00	51,187.94	0.00	93,560.01
CO		0.00	270,000.00	270,000.00	0.00	270,000.00	0.00	0.00	270,000.00	0.00	0.00	0.00	0.00	0.00	0.00	0.00	0.00	0.00	0.00	0.00	270,000.00	0.00	0.00
Research and publication of library and information sources, services, methods and new practices	310100100005000	4,169,000.00	0.00	4,169,000.00	4,169,000.00	0.00	0.00	0.00	4,169,000.00	902,847.04	941,425.36	789,598.80	1,344,861.79	3,978,732.82	869,847.04	936,385.39	789,598.80	1,340,865.78	3,936,696.82	0.00	190,267.16	0.00	42,036.00
PS		3,703,000.00	0.00	3,703,000.00	3,703,000.00	0.00	0.00	0.00	3,703,000.00	733,848.04	821,999.60	713,589.60	1,333,964.76	3,703,000.00	733,848.04	821,999.60	713,589.60	1,333,964.76	3,703,000.00	0.00	0.00	0.00	0.00
MOOE		466,000.00	0.00	466,000.00	466,000.00	0.00	0.00	0.00	466,000.00	168,998.00	19,425.76	76,012.00	11,297.03	275,732.82	135,998.00	14,385.79	76,012.00	7,301.03	233,696.82	0.00	190,267.16	0.00	42,036.00
LIBRARY EXTENSION PROGRAM		12,995,000.00	0.00	12,995,000.00	12,995,000.00	0.00	0.00	0.00	12,995,000.00	3,278,375.75	5,578,157.14	2,159,010.96	758,093.66	11,771,637.71	1,828,002.38	3,037,527.46	2,048,717.53	1,260,273.48	8,274,520.84	0.00	1,223,362.29	0.00	3,496,716.87
Development and support to affiliated public libraries	310200100001000	9,170,000.00	0.00	9,170,000.00	9,170,000.00	0.00	0.00	0.00	9,170,000.00	1,879,052.48	4,844,871.06	1,753,940.98	893,999.17	8,571,863.69	1,473,740.23	2,312,600.91	1,569,874.32	761,830.17	6,118,245.63	0.00	198,136.31	0.00	2,853,618.06
PS		5,543,000.00	0.00	5,543,000.00	5,543,000.00	0.00	0.00	0.00	5,543,000.00	1,359,646.49	2,182,145.33	1,399,806.88	645,801.30	5,543,000.00	1,355,646.49	2,178,054.98	1,399,806.88	649,687.65	5,543,000.00	0.00	0.00	0.00	0.00
MOOE		3,627,000.00	0.00	3,627,000.00	3,627,000.00	0.00	0.00	0.00	3,627,000.00	323,429.99	2,662,725.73	394,334.10	48,397.87	3,627,000.00	118,003.74	134,741.93	210,267.44	112,142.52	575,245.63	0.00	198,136.31	0.00	2,853,618.06
Project(s)		3,825,000.00	0.00	3,825,000.00	3,825,000.00	0.00	0.00	0.00	3,825,000.00	1,599,323.27	731,296.08	405,069.98	64,094.69	2,799,774.02	454,262.13	725,126.55	478,643.21	498,443.32	2,156,075.21	0.00	1,025,225.98	0.00	643,098.61
Locally-Funded Project(s)		3,825,000.00	0.00	3,825,000.00	3,825,000.00	0.00	0.00	0.00	3,825,000.00	1,599,323.27	731,296.08	405,069.98	64,094.69	2,799,774.02	454,262.13	725,126.55	478,643.21	498,443.32	2,156,075.21	0.00	1,025,225.98	0.00	643,098.61
Operation of Congressional Library in Tayuman, Tondo, Manila	310200200001000	2,199,000.00	0.00	2,199,000.00	2,199,000.00	0.00	0.00	0.00	2,199,000.00	536,895.50	581,212.80	84,304.00	0.00	1,212,412.30	188,707.86	363,765.49	332,730.71	251,040.82	1,136,244.88	0.00	986,587.70	0.00	76,167.42
MOOE		2,199,000.00	0.00	2,199,000.00	2,199,000.00	0.00	0.00	0.00	2,199,000.00	536,895.50	581,212.80	84,304.00	0.00	1,212,412.30	188,707.86	363,765.49	332,730.71	251,040.82	1,136,244.88	0.00	986,587.70	0.00	76,167.42
Operation of Congressional Library in Ikalihan, Bataan	310200200002000	585,000.00	0.00	585,000.00	585,000.00	0.00	0.00	0.00	585,000.00	364,796.10	33,577.11	134,160.00	49,400.29	581,927.46	99,945.00	115,027.05	67,600.00	99,707.50	382,279.55	0.00	3,072.54	0.00	199,647.91
MOOE		585,000.00	0.00	585,000.00	585,000.00	0.00	0.00	0.00	585,000.00	364,796.10	33,577.11	134,160.00	49,400.29	581,927.46	99,945.00	115,027.05	67,600.00	99,707.50	382,279.55	0.00	3,072.54	0.00	199,647.91
Operation of Bataan Provincial Library in Bason, Bataan	310200200003000	1,041,000.00	0.00	1,041,000.00	1,041,000.00	0.00	0.00	0.00	1,041,000.00	897,837.67	116,496.17	176,825.98	14,894.44	1,005,434.26	165,809.27	246,334.01	78,512.50	147,695.00	636,150.78	0.00	35,965.74	0.00	387,283.48
MOOE		1,041,000.00	0.00	1,041,000.00	1,041,000.00	0.00	0.00	0.00	1,041,000.00	897,837.67	116,496.17	176,825.98	14,894.44	1,005,434.26	165,809.27	246,334.01	78,512.50	147,695.00	636,150.78	0.00	35,965.74	0.00	387,283.48
Sub-Total, Operations		111,524,000.00	0.00	111,524,000.00	111,524,000.00	0.00	0.00	0.00	111,524,000.00	21,841,140.27	22,419,266.12	18,235,381.04	17,152,823.13	79,648,590.56	13,890,878.84	20,497,838.46	14,582,209.84	15,447,225.98	64,217,952.80	0.00	31,875,406.44	0.00	15,430,637.76
PS		49,371,000.00	0.00	49,371,000.00	49,371,000.00	0.00	0.00	0.00	49,371,000.00	10,809,465.16	14,522,069.88	10,738,732.98	13,300,734.98	49,371,000.00	10,809,465.16	14,517,980.53	10,714,732.98	13,328,821.33	49,371,000.00	0.00	0.00	0.00	0.00
MOOE		32,153,000.00	(1,052,000.00)	31,101,000.00	32,153,000.00	(1,052,000.00)	0.00	0.00	31,101,000.00	11,031,875.11	5,548,199.24	7,496,648.06	3,852,068.15	27,928,590.56	2,881,213.68	5,979,857.93	3,867,476.66	2,118,404.53	14,846,952.80	0.00	3,172,409.44	0.00	13,061,837.76
FinEx (if Applicable)		0.00	0.00	0.00	0.00	0.00	0.00	0.00	0.00	0.00	0.00	0.00	0.00	0.00	0.00	0.00	0.00	0.00	0.00	0.00	0.00	0.00	0.00
CO		30,000,000.00	1,052,000.00	31,052,000.00	30,000,000.00	1,052,000.00	0.00	0.00	31,052,000.00	0.00	2,349,000.00	0.00	0.00	2,349,000.00	0.00	0.00	0.00	0.00	0.00	0.00	28,703,000.00	0.00	2,349,000.00
Sub-Total, I. Agency Specific Budget		183,030,000.00	0.00	183,030,000.00	183,030,000.00	0.00	0.00	0.00	183,030,000.00	29,577,785.95	36,517,835.85	27,448,801.24	42,251,640.56	135,796,283.60	18,426,565.96	32,800,340.11	23,672,099.81	32,896,191.41	107,695,446.98	0.00	47,233,736.40	0.00	26,109,816.62
PS		64,953,000.00	9,040,550.69	73,993,550.69	64,953,000.00	9,040,550.69	0.00	0.00	73,993,550.69	15,236,837.72	19,045,947.70	14,327,410.93	25,383,354.05	73,993,550.69	14,409,906.60	18,933,065.70	14,365,514.01	26,197,685.07	73,996,171.38	0.00	0.29	0.00	87,379.02
MOOE		86,100,000.00	(13,322,550.69)	72,777,449.31	86,100,000.00	(13,322,550.69)	0.00	0.00	72,777,449.31	14,340,948.23	13,282,588.15	13,121,492.31	16,770,787.37	57,815,814.06	4,016,659.35	12,158,124.41	9,208,585.50	6,698,506.34	32,079,679.60	0.00	15,161,635.25	0.00	25,535,938.49
FinEx (if Applicable)		0.00	0.00	0.00	0.00	0.00	0.00	0.00	0.00	0.00	0.00	0.00	0.00	0.00	0.00	0.00	0.00	0.00	0.00	0.00	0.00	0.00	0.00
CO		31,977,000.00	4,282,000.00	36,259,000.00	31,977,000.00	4,282,000.00	0.00	0.00	36,259,000.00	0.00	4,089,400.00	0.00	97,498.14	4,186,898.14	0.00	1,708,400.00	0.00	0.00	1,708,400.00	0.00	32,072,100.86	0.00	2,477,498.14




Department : Other Executive Offices  
 Agency/Entity : National Library of the Philippines  
 Operating Unit : < not applicable >  
 Organization Code (UACS) : 26 019 0000000  
 Fund Cluster : 01 Regular Agency Fund  
 (e.g. UACS Fund Cluster: 01-Regular Agency Fund, 02-Foreign Assisted Projects Fund, 03-Special Account-Locally Funded/Domestic Grants Fund, and 04-Special Account-Foreign Assisted/Foreign Grants Fund)


X	Current Year Appropriations
	Supplemental Appropriations
	Continuing Appropriations

Particulars	UACS CODE	Appropriations			Allotments			Current Year Obligations					Current Year Disbursements					Balances							
		Authorized Appropriations	Adjustments(Transfer To/From,Modifications/ Augmentations)	Adjusted Appropriations	Allotments Received	Adjustments(Reductions, Modifications/Augmentations)	Transfer To	Transfer From	Adjusted Total Allotments	1st Quarter Ending March 31	2nd Quarter Ending June 30	3rd Quarter Ending Sept. 30	4th Quarter Ending Dec. 31	TOTAL	1st Quarter Ending March 31	2nd Quarter Ending June 30	3rd Quarter Ending Sept. 30	4th Quarter Ending Dec. 31	TOTAL	Unreleased Appro	Unobligated Allotments	Unpaid Obligations(15-20)+(23+24)			
																						Due and Demandable	Not Yet Due and Demandable		
1	2	3	4	5=(3+4)	6	7	8	9	10=[(6+(-)-7)-8+9]	11	12	13	14	15=(11+12+13+14)	16	17	18	19	20=(16+17+18+19)	21	22	23	24		
II. Automatic Appropriations		5,819,000.00	0.00	5,819,000.00	5,819,000.00	0.00	0.00	0.00	0.00	5,819,000.00	943,239.12	949,354.76	1,428,132.96	1,403,374.08	4,724,000.92	943,239.12	949,354.76	1,428,132.96	937,284.84	4,258,011.68	0.00	1,094,899.08	0.00	466,089.24	
Specific Budgets of National Government Agencies		5,819,000.00	0.00	5,819,000.00	5,819,000.00	0.00	0.00	0.00	0.00	5,819,000.00	943,239.12	949,354.76	1,428,132.96	1,403,374.08	4,724,000.92	943,239.12	949,354.76	1,428,132.96	937,284.84	4,258,011.68	0.00	1,094,899.08	0.00	466,089.24	
Retirement and Life Insurance Premiums		5,819,000.00	0.00	5,819,000.00	5,819,000.00	0.00	0.00	0.00	0.00	5,819,000.00	943,239.12	949,354.76	1,428,132.96	1,403,374.08	4,724,000.92	943,239.12	949,354.76	1,428,132.96	937,284.84	4,258,011.68	0.00	1,094,899.08	0.00	466,089.24	
PS		5,819,000.00	0.00	5,819,000.00	5,819,000.00	0.00	0.00	0.00	0.00	5,819,000.00	943,239.12	949,354.76	1,428,132.96	1,403,374.08	4,724,000.92	943,239.12	949,354.76	1,428,132.96	937,284.84	4,258,011.68	0.00	1,094,899.08	0.00	466,089.24	
Sub-total II. Automatic Appropriations		5,819,000.00	0.00	5,819,000.00	5,819,000.00	0.00	0.00	0.00	0.00	5,819,000.00	943,239.12	949,354.76	1,428,132.96	1,403,374.08	4,724,000.92	943,239.12	949,354.76	1,428,132.96	937,284.84	4,258,011.68	0.00	1,094,899.08	0.00	466,089.24	
PS		5,819,000.00	0.00	5,819,000.00	5,819,000.00	0.00	0.00	0.00	0.00	5,819,000.00	943,239.12	949,354.76	1,428,132.96	1,403,374.08	4,724,000.92	943,239.12	949,354.76	1,428,132.96	937,284.84	4,258,011.68	0.00	1,094,899.08	0.00	466,089.24	
MOOE		0.00	0.00	0.00	0.00	0.00	0.00	0.00	0.00	0.00	0.00	0.00	0.00	0.00	0.00	0.00	0.00	0.00	0.00	0.00	0.00	0.00	0.00	0.00	
FWE		0.00	0.00	0.00	0.00	0.00	0.00	0.00	0.00	0.00	0.00	0.00	0.00	0.00	0.00	0.00	0.00	0.00	0.00	0.00	0.00	0.00	0.00	0.00	
CO		0.00	0.00	0.00	0.00	0.00	0.00	0.00	0.00	0.00	0.00	0.00	0.00	0.00	0.00	0.00	0.00	0.00	0.00	0.00	0.00	0.00	0.00	0.00	
IV. Reversion of the Unobligated Allotments charged against P.A. Nos. 11465 and 11494		0.00	0.00	0.00	0.00	0.00	0.00	0.00	0.00	0.00	0.00	0.00	0.00	0.00	0.00	0.00	0.00	0.00	0.00	0.00	0.00	0.00	0.00	0.00	
GRAND TOTAL		188,849,000.00	0.00	188,849,000.00	188,849,000.00	0.00	0.00	0.00	0.00	188,849,000.00	30,521,025.07	37,467,290.81	28,877,034.20	43,850,014.84	140,520,364.52	18,369,805.07	33,749,944.87	25,030,232.47	33,833,476.25	111,953,458.66	0.00	48,328,835.48	0.00	28,566,905.89	
PS		70,772,000.00	9,040,550.89	79,812,550.89	70,772,000.00	9,040,550.89	0.00	0.00	0.00	79,812,550.89	16,180,076.84	19,965,302.46	15,756,543.89	26,786,728.13	78,717,651.32	15,353,145.72	16,882,420.46	15,793,648.37	27,134,969.91	78,164,183.06	0.00	1,094,899.37	0.00	563,468.26	
MOOE		86,100,000.00	(13,322,550.89)	72,777,449.11	86,100,000.00	(13,322,550.89)	0.00	0.00	0.00	72,777,449.11	14,340,948.23	13,382,588.15	13,121,492.31	16,770,787.37	57,815,814.06	4,018,658.35	12,158,124.41	9,206,585.50	6,898,506.34	32,078,875.80	0.00	15,181,835.25	0.00	25,535,938.46	
CO		31,977,000.00	4,282,000.00	36,259,000.00	31,977,000.00	4,282,000.00	0.00	0.00	0.00	36,259,000.00	0.00	4,589,400.00	0.00	87,498.14	4,186,899.14	0.00	1,709,400.00	0.00	0.00	0.00	0.00	0.00	32,072,100.86	0.00	2,477,493.14
Recapitulation by OO:																									
I. Agency Specific Budget		111,524,000.00	0.00	111,524,000.00	111,524,000.00	0.00	0.00	0.00	0.00	111,524,000.00	21,841,140.27	22,419,266.12	18,236,381.04	17,152,803.13	79,648,590.56	13,690,678.84	20,497,838.46	14,582,259.64	15,447,225.86	64,217,952.80	0.00	31,875,459.44	0.00	15,430,837.78	
NATIONAL LIBRARY PROGRAM		98,529,000.00	0.00	98,529,000.00	98,529,000.00	0.00	0.00	0.00	0.00	98,529,000.00	18,562,764.52	18,843,108.98	16,076,370.08	16,394,709.27	67,876,952.85	11,762,676.48	17,458,911.00	12,833,482.11	14,166,952.37	55,943,031.96	0.00	30,652,047.15	0.00	11,933,929.89	
LIBRARY EXTENSION PROGRAM		12,995,000.00	0.00	12,995,000.00	12,995,000.00	0.00	0.00	0.00	0.00	12,995,000.00	3,278,375.75	5,576,157.14	2,199,610.96	758,005.86	11,771,637.71	1,926,022.38	3,037,927.46	2,048,717.53	1,280,273.49	8,274,920.84	0.00	1,223,382.29	0.00	3,496,716.87	

Certified Correct:  
  
 VANGUARDIA MARVIN SANCHEZ  
 Budget Officer  
 Date: 2022-02-21 17:03:09

Certified Correct:  
  
 JOSE Y. APACIBLE JR.  
 Accountant III  
 Date: 2/21/22

Responsible Approval:  
  
 BASAGRE FE BOLOSO  
 Chief Administrative Officer  
 Date: 2022-02-21 17:09:17

Approved By:  
  
 ADRIANO CESAR GILBERT QUIZO  
 Agency Head  
 Date: 2022-02-21 17:17:02



STATEMENT OF APPROPRIATIONS, ALLOTMENTS, OBLIGATIONS, DISBURSEMENTS AND BALANCES  
As at the Quarter Ending December 31, 2021

Department: Other Executive Offices  
Agency: National Library of the Philippines  
Operating Unit: < not applicable >  
Organization Code (UACS): 26 019 0000000  
Fund Cluster: 01 Regular Agency Fund

	Current Year Appropriations
	Supplemental Appropriations
X	Continuing Appropriations

(e.g. UACS Fund Cluster: 01-Regular Agency Fund, 02-Foreign Assisted Projects Fund, 03-Special Account-Locally Funded/Domestic Grants Fund, and 04-Special Account-Foreign Assisted/Foreign Grants Fund)

Particulars	UACS CODE	Appropriations			Allotments					Current Year Obligations					Current Year Disbursements					Balances				
		Authorized Appropriations	Adjustments (Transfer To/From, Reassignment)	Adjusted Appropriations	Allotments Received	Adjustments (Withdrawal, Reassignment)	Transfer To	Transfer From	Adjusted Total Allotments	1st Quarter Ending March 31	2nd Quarter Ending June 30	3rd Quarter Ending Sept. 30	4th Quarter Ending Dec. 31	TOTAL	1st Quarter Ending March 31	2nd Quarter Ending June 30	3rd Quarter Ending Sept. 30	4th Quarter Ending Dec. 31	TOTAL	Unreleased Appro	Unobligated Allotments	Unpaid Obligations		
																						Dis and Demandable	Net Yr Due and Demandable	
1	2	3	4	5=(3+4)	6	7	8	9	10=[(5+(-17))-8+9]	11	12	13	14	15=(11+12+13+14)	16	17	18	19	20=(16+17+18+19)	21=(5-10)	22=(10-15)	23	24	
I. Continuing Appropriations		14,087,120.59	(3,846,297.00)	10,240,823.59	14,087,120.59	(3,846,297.00)	0.00	0.00	10,240,823.59	3,907,412.56	923,867.44	3,500,723.35	1,274,629.37	9,606,632.74	186,000.00	3,265,984.42	2,454,623.57	385,151.91	6,311,759.90	0.00	634,190.85	0.00	3,294,872.84	
I. Agency Specific Budget		14,087,120.59	(3,846,297.00)	10,240,823.59	14,087,120.59	(3,846,297.00)	0.00	0.00	10,240,823.59	3,907,412.56	923,867.44	3,500,723.35	1,274,629.37	9,606,632.74	186,000.00	3,265,984.42	2,454,623.57	385,151.91	6,311,759.90	0.00	634,190.85	0.00	3,294,872.84	
General Administration and Support	10000000000000	9,968,529.40	(2,152,144.00)	7,816,385.40	9,968,529.40	(2,152,144.00)	0.00	0.00	7,816,385.40	3,487,412.56	867,684.90	2,385,406.00	897,536.42	7,648,043.90	0.00	3,044,201.88	1,899,415.04	156,716.37	4,900,333.29	0.00	168,341.50	0.00	2,747,710.61	
General Management and Supervision	10000100001000	9,968,529.40	(2,152,144.00)	7,816,385.40	9,968,529.40	(2,152,144.00)	0.00	0.00	7,816,385.40	3,487,412.56	867,684.90	2,385,406.00	897,536.42	7,648,043.90	0.00	3,044,201.88	1,899,415.04	156,716.37	4,900,333.29	0.00	168,341.50	0.00	2,747,710.61	
MOOE		9,968,969.40	(2,152,144.00)	3,756,825.40	9,968,969.40	(2,152,144.00)	0.00	0.00	3,756,825.40	1,974,453.04	94,389.30	1,103,484.00	416,157.56	3,588,483.90	0.00	2,033,842.34	801,475.04	156,716.37	2,992,033.75	0.00	168,341.50	0.00	596,450.15	
CO		4,059,560.00	0.00	4,059,560.00	4,059,560.00	0.00	0.00	0.00	4,059,560.00	1,522,959.54	773,295.60	1,281,924.00	481,380.86	4,059,560.00	0.00	1,010,359.54	897,940.00	0.00	1,908,299.54	0.00	0.00	0.00	2,151,260.48	
Sub-Total, General Administration and Support		9,968,529.40	(2,152,144.00)	7,816,385.40	9,968,529.40	(2,152,144.00)	0.00	0.00	7,816,385.40	3,487,412.56	867,684.90	2,385,406.00	897,536.42	7,648,043.90	0.00	3,044,201.88	1,899,415.04	156,716.37	4,900,333.29	0.00	168,341.50	0.00	2,747,710.61	
PS		0.00	0.00	0.00	0.00	0.00	0.00	0.00	0.00	0.00	0.00	0.00	0.00	0.00	0.00	0.00	0.00	0.00	0.00	0.00	0.00	0.00	0.00	0.00
MOOE		5,908,969.40	(2,152,144.00)	3,756,825.40	5,908,969.40	(2,152,144.00)	0.00	0.00	3,756,825.40	1,974,453.04	94,389.30	1,103,484.00	416,157.56	3,588,483.90	0.00	2,033,842.34	801,475.04	156,716.37	2,992,033.75	0.00	168,341.50	0.00	596,450.15	
FinEx (if Applicable)		0.00	0.00	0.00	0.00	0.00	0.00	0.00	0.00	0.00	0.00	0.00	0.00	0.00	0.00	0.00	0.00	0.00	0.00	0.00	0.00	0.00	0.00	
CO		4,059,560.00	0.00	4,059,560.00	4,059,560.00	0.00	0.00	0.00	4,059,560.00	1,522,959.54	773,295.60	1,281,924.00	481,380.86	4,059,560.00	0.00	1,010,359.54	897,940.00	0.00	1,908,299.54	0.00	0.00	0.00	2,151,260.48	
Operations	30000000000000	4,118,591.19	(1,694,153.00)	2,424,438.19	4,118,591.19	(1,694,153.00)	0.00	0.00	2,424,438.19	410,000.00	96,182.54	1,115,315.35	377,090.95	1,958,588.84	186,000.00	241,782.54	755,206.53	228,435.54	1,411,426.61	0.00	465,849.35	0.00	547,162.23	
OO : Collection, access, and preservation of library resources increased		4,118,591.19	(1,694,153.00)	2,424,438.19	4,118,591.19	(1,694,153.00)	0.00	0.00	2,424,438.19	410,000.00	96,182.54	1,115,315.35	377,090.95	1,958,588.84	186,000.00	241,782.54	755,206.53	228,435.54	1,411,426.61	0.00	465,849.35	0.00	547,162.23	
NATIONAL LIBRARY PROGRAM		3,393,602.89	(1,681,466.00)	1,712,136.89	3,393,602.89	(1,681,466.00)	0.00	0.00	1,712,136.89	410,000.00	16,941.28	516,702.20	374,964.00	1,317,707.48	186,000.00	240,041.28	516,702.20	228,308.59	1,169,052.07	0.00	394,429.41	0.00	148,655.41	
Acquisition, organization and access of library materials	310100100001000	967,499.21	0.00	967,499.21	967,499.21	0.00	0.00	0.00	967,499.21	224,000.00	(216,594.22)	516,702.20	169,879.00	693,986.98	0.00	7,405.78	516,702.20	163,378.59	687,486.57	0.00	273,512.23	0.00	6,500.41	
MOOE		967,499.21	0.00	967,499.21	967,499.21	0.00	0.00	0.00	967,499.21	224,000.00	(216,594.22)	516,702.20	169,879.00	693,986.98	0.00	7,405.78	516,702.20	163,378.59	687,486.57	0.00	273,512.23	0.00	6,500.41	
Preservation and conservation of Filipiniana collection	310100100002000	994,855.18	(689,144.00)	305,711.18	994,855.18	(689,144.00)	0.00	0.00	305,711.18	0.00	5,710.34	0.00	205,085.00	210,795.34	0.00	5,710.34	0.00	82,930.00	68,840.34	0.00	94,915.84	0.00	142,155.00	
MOOE		994,855.18	(689,144.00)	305,711.18	994,855.18	(689,144.00)	0.00	0.00	305,711.18	0.00	5,710.34	0.00	205,085.00	210,795.34	0.00	5,710.34	0.00	82,930.00	68,840.34	0.00	94,915.84	0.00	142,155.00	
Improvement and maintenance of information systems	310100100003000	1,115,970.50	(678,887.00)	437,083.50	1,115,970.50	(678,887.00)	0.00	0.00	437,083.50	186,000.00	225,082.63	0.00	0.00	411,082.63	186,000.00	225,082.63	0.00	0.00	411,082.63	0.00	26,000.87	0.00	0.00	
MOOE		1,115,970.50	(678,887.00)	437,083.50	1,115,970.50	(678,887.00)	0.00	0.00	437,083.50	186,000.00	225,082.63	0.00	0.00	411,082.63	186,000.00	225,082.63	0.00	0.00	411,082.63	0.00	26,000.87	0.00	0.00	
Library promotional, educational and cultural activities	310100100004000	3,363.00	(1,520.00)	1,843.00	3,363.00	(1,520.00)	0.00	0.00	1,843.00	0.00	1,842.53	0.00	0.00	1,842.53	0.00	1,842.53	0.00	0.00	1,842.53	0.00	0.47	0.00	0.00	
MOOE		3,363.00	(1,520.00)	1,843.00	3,363.00	(1,520.00)	0.00	0.00	1,843.00	0.00	1,842.53	0.00	0.00	1,842.53	0.00	1,842.53	0.00	0.00	1,842.53	0.00	0.47	0.00	0.00	
Research and publication of library and information, sources, services, methods and new practices	310100100005000	311,915.00	(311,915.00)	0.00	311,915.00	(311,915.00)	0.00	0.00	0.00	0.00	0.00	0.00	0.00	0.00	0.00	0.00	0.00	0.00	0.00	0.00	0.00	0.00	0.00	
MOOE		311,915.00	(311,915.00)	0.00	311,915.00	(311,915.00)	0.00	0.00	0.00	0.00	0.00	0.00	0.00	0.00	0.00	0.00	0.00	0.00	0.00	0.00	0.00	0.00	0.00	



Department: Other Executive Offices  
 Agency: National Library of the Philippines  
 Operating Unit: < not applicable >  
 Organization Code (UACS): 26 019 0000000  
 Fund Cluster: 01 Regular Agency Fund  
 (e.g. UACS Fund Cluster: 01-Regular Agency Fund, 02-Foreign Assisted Projects Fund, 03-Special Account-Locally Funded/Domestic Grants Fund, and 04-Special Account-Foreign Assisted/Foreign Grants Fund)

	Current Year Appropriations
	Supplemental Appropriations
X	Continuing Appropriations

Particulars	UACS CODE	Appropriations			Allotments					Current Year Obligations					Current Year Disbursements					Balances			
		Authorized Appropriations	Adjustments (Transfer To/From, Realignment)	Adjusted Appropriations	Allotments Received	Adjustments (Withdrawal, Realignment)	Transfer To	Transfer From	Adjusted Total Allotments	1st Quarter Ending March 31	2nd Quarter Ending June 30	3rd Quarter Ending Sept. 30	4th Quarter Ending Dec. 31	TOTAL	1st Quarter Ending March 31	2nd Quarter Ending June 30	3rd Quarter Ending Sept. 30	4th Quarter Ending Dec. 31	TOTAL	Unreleased Appro	Unobligated Allotments	Unpaid Obligations	
																						Due and Demandable	Not Yet Due and Demandable
1	2	3	4	5=(3+4)	6	7	8	9	10=[(6+(-)7)-8+9]	11	12	13	14	15=(11+12+13+14)	16	17	18	19	20=(16+17+18+19)	21=(5-10)	22=(10-15)	23	24
LIBRARY EXTENSION PROGRAM		724,888.30	(12,687.00)	712,301.30	724,888.30	(12,687.00)	0.00	0.00	712,301.30	0.00	40,141.26	598,613.15	2,126.95	640,881.36	0.00	1,741.26	238,506.33	2,126.95	242,374.54	0.00	71,419.94	0.00	398,506.82
Development and support to affiliated public libraries	310250100001000	14,429.02	(12,687.00)	1,742.02	14,429.02	(12,687.00)	0.00	0.00	1,742.02	0.00	1,741.26	0.00	0.00	1,741.26	0.00	1,741.26	0.00	0.00	1,741.26	0.00	0.76	0.00	0.00
MOOE		14,429.02	(12,687.00)	1,742.02	14,429.02	(12,687.00)	0.00	0.00	1,742.02	0.00	1,741.26	0.00	0.00	1,741.26	0.00	1,741.26	0.00	0.00	1,741.26	0.00	0.76	0.00	0.00
Locally-Funded Project(s)		710,559.28	0.00	710,559.28	710,559.28	0.00	0.00	0.00	710,559.28	0.00	38,400.00	596,613.15	2,126.95	638,140.10	0.00	0.00	238,506.33	2,126.95	240,633.28	0.00	71,419.18	0.00	398,506.82
Operation of Congressional Library in Tayuman, Tondo, Manila	310200200001000	416,299.34	0.00	416,299.34	416,299.34	0.00	0.00	0.00	416,299.34	0.00	0.00	387,258.00	1,148.00	388,407.00	0.00	0.00	179,137.62	1,149.00	180,286.62	0.00	27,892.34	0.00	208,120.38
MOOE		416,299.34	0.00	416,299.34	416,299.34	0.00	0.00	0.00	416,299.34	0.00	0.00	387,258.00	1,148.00	388,407.00	0.00	0.00	179,137.62	1,149.00	180,286.62	0.00	27,892.34	0.00	208,120.38
Operation of Congressional Library in Balibisan, Bohol	310200200002000	86,395.33	0.00	86,395.33	86,395.33	0.00	0.00	0.00	86,395.33	0.00	0.00	65,891.75	977.95	66,669.70	0.00	0.00	33,371.75	977.95	34,349.70	0.00	18,725.63	0.00	32,320.00
MOOE		86,395.33	0.00	86,395.33	86,395.33	0.00	0.00	0.00	86,395.33	0.00	0.00	65,891.75	977.95	66,669.70	0.00	0.00	33,371.75	977.95	34,349.70	0.00	18,725.63	0.00	32,320.00
Operation of Batanes Provincial Library in Balico, Batanes	310200200003000	207,864.61	0.00	207,864.61	207,864.61	0.00	0.00	0.00	207,864.61	0.00	36,400.00	145,863.40	0.00	184,063.40	0.00	0.00	25,898.96	0.00	25,898.96	0.00	23,801.21	0.00	158,066.44
MOOE		207,864.61	0.00	207,864.61	207,864.61	0.00	0.00	0.00	207,864.61	0.00	36,400.00	145,863.40	0.00	184,063.40	0.00	0.00	25,898.96	0.00	25,898.96	0.00	23,801.21	0.00	158,066.44
Sub-Total, Operations		4,118,591.19	(1,694,153.00)	2,424,438.19	4,118,591.19	(1,694,153.00)	0.00	0.00	2,424,438.19	410,000.00	96,182.54	1,115,315.35	377,090.95	1,958,588.84	186,000.00	241,782.54	755,208.53	228,435.54	1,411,426.61	0.00	465,849.35	0.00	547,162.23
PS		0.00	0.00	0.00	0.00	0.00	0.00	0.00	0.00	0.00	0.00	0.00	0.00	0.00	0.00	0.00	0.00	0.00	0.00	0.00	0.00	0.00	0.00
MOOE		4,118,591.19	(1,694,153.00)	2,424,438.19	4,118,591.19	(1,694,153.00)	0.00	0.00	2,424,438.19	410,000.00	96,182.54	1,115,315.35	377,090.95	1,958,588.84	186,000.00	241,782.54	755,208.53	228,435.54	1,411,426.61	0.00	465,849.35	0.00	547,162.23
FinEx (if Applicable)		0.00	0.00	0.00	0.00	0.00	0.00	0.00	0.00	0.00	0.00	0.00	0.00	0.00	0.00	0.00	0.00	0.00	0.00	0.00	0.00	0.00	0.00
CO		0.00	0.00	0.00	0.00	0.00	0.00	0.00	0.00	0.00	0.00	0.00	0.00	0.00	0.00	0.00	0.00	0.00	0.00	0.00	0.00	0.00	0.00
GRAND TOTAL		4,118,591.19	(1,694,153.00)	2,424,438.19	4,118,591.19	(1,694,153.00)	0.00	0.00	2,424,438.19	410,000.00	96,182.54	1,115,315.35	377,090.95	1,958,588.84	186,000.00	241,782.54	755,208.53	228,435.54	1,411,426.61	0.00	465,849.35	0.00	547,162.23
PS		0.00	0.00	0.00	0.00	0.00	0.00	0.00	0.00	0.00	0.00	0.00	0.00	0.00	0.00	0.00	0.00	0.00	0.00	0.00	0.00	0.00	0.00
MOOE		4,118,591.19	(1,694,153.00)	2,424,438.19	4,118,591.19	(1,694,153.00)	0.00	0.00	2,424,438.19	410,000.00	96,182.54	1,115,315.35	377,090.95	1,958,588.84	186,000.00	241,782.54	755,208.53	228,435.54	1,411,426.61	0.00	465,849.35	0.00	547,162.23
FinEx (if Applicable)		0.00	0.00	0.00	0.00	0.00	0.00	0.00	0.00	0.00	0.00	0.00	0.00	0.00	0.00	0.00	0.00	0.00	0.00	0.00	0.00	0.00	0.00
CO		0.00	0.00	0.00	0.00	0.00	0.00	0.00	0.00	0.00	0.00	0.00	0.00	0.00	0.00	0.00	0.00	0.00	0.00	0.00	0.00	0.00	0.00
GRAND TOTAL		4,118,591.19	(1,694,153.00)	2,424,438.19	4,118,591.19	(1,694,153.00)	0.00	0.00	2,424,438.19	410,000.00	96,182.54	1,115,315.35	377,090.95	1,958,588.84	186,000.00	241,782.54	755,208.53	228,435.54	1,411,426.61	0.00	465,849.35	0.00	547,162.23
PS		0.00	0.00	0.00	0.00	0.00	0.00	0.00	0.00	0.00	0.00	0.00	0.00	0.00	0.00	0.00	0.00	0.00	0.00	0.00	0.00	0.00	0.00
MOOE		4,118,591.19	(1,694,153.00)	2,424,438.19	4,118,591.19	(1,694,153.00)	0.00	0.00	2,424,438.19	410,000.00	96,182.54	1,115,315.35	377,090.95	1,958,588.84	186,000.00	241,782.54	755,208.53	228,435.54	1,411,426.61	0.00	465,849.35	0.00	547,162.23
FinEx (if Applicable)		0.00	0.00	0.00	0.00	0.00	0.00	0.00	0.00	0.00	0.00	0.00	0.00	0.00	0.00	0.00	0.00	0.00	0.00	0.00	0.00	0.00	0.00
CO		0.00	0.00	0.00	0.00	0.00	0.00	0.00	0.00	0.00	0.00	0.00	0.00	0.00	0.00	0.00	0.00	0.00	0.00	0.00	0.00	0.00	0.00
GRAND TOTAL		4,118,591.19	(1,694,153.00)	2,424,438.19	4,118,591.19	(1,694,153.00)	0.00	0.00	2,424,438.19	410,000.00	96,182.54	1,115,315.35	377,090.95	1,958,588.84	186,000.00	241,782.54	755,208.53	228,435.54	1,411,426.61	0.00	465,849.35	0.00	547,162.23
PS		0.00	0.00	0.00	0.00	0.00	0.00	0.00	0.00	0.00	0.00	0.00	0.00	0.00	0.00	0.00	0.00	0.00	0.00	0.00	0.00	0.00	0.00
MOOE		4,118,591.19	(1,694,153.00)	2,424,438.19	4,118,591.19	(1,694,153.00)	0.00	0.00	2,424,438.19	410,000.00	96,182.54	1,115,315.35	377,090.95	1,958,588.84	186,000.00	241,782.54	755,208.53	228,435.54	1,411,426.61	0.00	465,849.35	0.00	547,162.23
FinEx (if Applicable)		0.00	0.00	0.00	0.00	0.00	0.00	0.00	0.00	0.00	0.00	0.00	0.00	0.00	0.00	0.00	0.00	0.00	0.00	0.00	0.00	0.00	0.00
CO		0.00	0.00	0.00	0.00	0.00	0.00	0.00	0.00	0.00	0.00	0.00	0.00	0.00	0.00	0.00	0.00	0.00	0.00	0.00	0.00	0.00	0.00
GRAND TOTAL		4,118,591.19	(1,694,153.00)	2,424,438.19	4,118,591.19	(1,694,153.00)	0.00	0.00	2,424,438.19	410,000.00	96,182.54	1,115,315.35	377,090.95	1,958,588.84	186,000.00	241,782.54	755,208.53	228,435.54	1,411,426.61	0.00	465,849.35	0.00	547,162.23
PS		0.00	0.00	0.00	0.00	0.00	0.00	0.00	0.00	0.00	0.00	0.00	0.00	0.00	0.00	0.00	0.00	0.00	0.00	0.00	0.00	0.00	0.00
MOOE		4,118,591.19	(1,694,153.00)	2,424,438.19	4,118,591.19	(1,694,153.00)	0.00	0.00	2,424,438.19	410,000.00	96,182.54	1,115,315.35	377,090.95	1,958,588.84	186,000.00	241,782.54	755,208.53	228,435.54	1,411,426.61	0.00	465,849.35	0.00	547,162.23
FinEx (if Applicable)		0.00	0.00	0.00	0.00	0.00	0.00	0.00	0.00	0.00	0.00	0.00	0.00	0.00	0.00	0.00	0.00	0.00	0.00	0.00	0.00	0.00	0.00
CO		0.00	0.00	0.00	0.00	0.00	0.00	0.00	0.00	0.00	0.00	0.00	0.00	0.00	0.00	0.00	0.00	0.00	0.00	0.00	0.00	0.00	0.00
GRAND TOTAL		4,118,591.19	(1,694,153.00)	2,424,438.19	4,118,591.19	(1,694,153.00)	0.00	0.00	2,424,438.19	410,000.00	96,182.54	1,115,315.35	377,090.95	1,958,588.84	186,000.00	241,782.54	755,208.53	228,435.54	1,411,426.61	0.00	465,849.35	0.00	547,162.23
PS		0.00	0.00	0.00	0.00	0.00	0.00	0.00	0.00	0.00	0.00	0.00	0.00	0.00	0.00	0.00	0.00	0.00	0.00	0.00	0.00	0.00	0.00
MOOE		4,118,591.19	(1,694,153.00)	2,424,438.19	4,118,591.19	(1,694,153.00)	0.00	0.00	2,424,438.19	410,000.00	96,182.54	1,115,315.35	377,090.95	1,958,588.84	186,000.00	241,782.54	755,208.53	228,435.54	1,411,426.61	0.00	465,849.35	0.00	547,162.23
FinEx (if Applicable)		0.00																					