



In following-up, pls. cite DMS ref #

**2022-BB-0142174-E**

REPUBLIC OF THE PHILIPPINES  
**DEPARTMENT OF BUDGET AND MANAGEMENT**  
GENERAL SOLANO STREET, SAN MIGUEL, MANILA

**ACKNOWLEDGEMENT RECEIPT**

The **DEPARTMENT OF BUDGET AND MANAGEMENT** hereby acknowledges the receipt of your letter/request which has been uploaded to the DBM-Document Management System and routed to the appropriate office/s with the following information:

Sender: NLP - PERSONAL DELIVERY

Document Title: NLP-FAR 1, FAR 1A, AND FAR 5 FOR THE 3RD QUARTER OF FY 2022

Document Reference No: 2022-BB-0142174-E

Date and Time Uploaded: Monday, November 7, 2022 3:49:12 PM

Uploaded By: CRD RECEIVING GLENN

Routed To: BMB-B Godwelyn Racelis


CC:

Total no of pages received: 1 copy and 13 pages

The determination of the completeness of the documentary requirements submitted, if any, is subject to the evaluation of the technical person in charge.

This receipt is system generated and does not require signature.

Received by:



DOCUMENT  
MANAGEMENT  
SYSTEM

STATEMENT OF APPROPRIATIONS, ALLOTMENTS, OBLIGATIONS, DISBURSEMENTS AND BALANCES

As at the Quarter Ending September 30, 2022

Department : Other Executive Offices  
 Agency/Entity : National Library of the Philippines  
 Operating Unit : < not applicable >  
 Organization Code (UACS) : 26 019 0000000  
 Fund Cluster : 01 Regular Agency Fund

X	Current Year Appropriations
	Supplemental Appropriations
	Continuing Appropriations

(e.g. UACS Fund Cluster: 01-Regular Agency Fund, 02-Foreign Assisted Projects Fund, 03-Special Account-Locally Funded/Domestic Grants Fund, and 04-Special Account-Foreign Assisted/Foreign Grants Fund)

Particulars	UACS CODE	Appropriations			Allotments			Current Year Obligations					Current Year Disbursements					Balances					
		Authorized Appropriations	Adjustments(Transfer To/From, Modification s/Augmentations)	Adjusted Appropriations	Allotments Received	Adjustments(Reductions, Modifications/Augmentations)	Transfer To	Transfer From	Adjusted Total Allotments	1st Quarter Ending March 31	2nd Quarter Ending June 30	3rd Quarter Ending Sept. 30	4th Quarter Ending Dec. 31	TOTAL	1st Quarter Ending March 31	2nd Quarter Ending June 30	3rd Quarter Ending Sept. 30	4th Quarter Ending Dec. 31	TOTAL	Unreleased Appro	Unobligated Allotments	Unpaid Obligations(15-20)=(23+24)	
1	2	3	4	5=(3+4)	6	7	8	9	10=[(6+(-)7)-8+9]	11	12	13	14	15=(11+12+13+14)	16	17	18	19	20=(16+17+18+19)	21	22	23	24
I. Agency Specific Budget		208,275,000.00	0.00	208,275,000.00	208,275,000.00	0.00	0.00	0.00	208,275,000.00	43,400,890.36	75,370,224.52	40,789,987.29	0.00	159,540,702.17	20,712,901.93	38,084,645.16	46,200,713.41	0.00	104,998,260.50	0.00	48,734,297.83	0.00	54,542,441.67
General Administration and Support	1000000000000000	120,520,000.00	0.00	120,520,000.00	120,520,000.00	0.00	0.00	0.00	120,520,000.00	16,934,089.05	54,868,395.98	21,851,850.83	0.00	93,654,335.86	5,592,491.62	14,845,583.81	28,073,821.72	0.00	48,511,897.15	0.00	26,865,664.14	0.00	45,142,438.71
General Management and Supervision	100000100001000	118,363,000.00	0.00	118,363,000.00	118,363,000.00	0.00	0.00	0.00	118,363,000.00	16,897,916.99	54,662,327.42	20,042,136.81	0.00	91,602,381.22	5,556,319.56	14,639,515.25	26,264,107.70	0.00	46,456,942.51	0.00	26,760,618.78	0.00	45,142,438.71
PS		14,938,000.00	0.00	14,938,000.00	14,938,000.00	0.00	0.00	0.00	14,938,000.00	4,159,453.00	4,384,804.71	4,764,207.94	0.00	13,308,465.65	3,962,888.32	4,559,564.84	4,786,327.94	0.00	13,288,801.10	0.00	1,629,534.35	0.00	19,664.55
MOOE		53,947,000.00	0.00	53,947,000.00	53,947,000.00	0.00	0.00	0.00	53,947,000.00	12,738,463.99	7,034,100.14	11,382,928.87	0.00	31,155,493.00	1,593,431.24	10,079,930.41	12,940,496.37	0.00	24,613,858.02	0.00	22,791,507.00	0.00	6,541,634.98
CO		49,478,000.00	0.00	49,478,000.00	49,478,000.00	0.00	0.00	0.00	49,478,000.00	0.00	43,243,422.57	3,895,000.00	0.00	47,138,422.57	0.00	0.00	8,557,283.39	0.00	8,557,283.39	0.00	2,339,577.43	0.00	38,561,139.18
Administration of Personnel Benefits	100000100002000	2,157,000.00	0.00	2,157,000.00	2,157,000.00	0.00	0.00	0.00	2,157,000.00	36,172.06	206,068.56	1,809,714.02	0.00	2,051,954.64	36,172.06	206,068.56	1,809,714.02	0.00	2,051,954.64	0.00	105,045.36	0.00	0.00
PS		2,157,000.00	0.00	2,157,000.00	2,157,000.00	0.00	0.00	0.00	2,157,000.00	36,172.06	206,068.56	1,809,714.02	0.00	2,051,954.64	36,172.06	206,068.56	1,809,714.02	0.00	2,051,954.64	0.00	105,045.36	0.00	0.00
Sub-Total, General Administration and Support		120,520,000.00	0.00	120,520,000.00	120,520,000.00	0.00	0.00	0.00	120,520,000.00	16,934,089.05	54,868,395.98	21,851,850.83	0.00	93,654,335.86	5,592,491.62	14,845,583.81	28,073,821.72	0.00	48,511,897.15	0.00	26,865,664.14	0.00	45,142,438.71
PS		17,095,000.00	0.00	17,095,000.00	17,095,000.00	0.00	0.00	0.00	17,095,000.00	4,195,625.06	4,590,873.27	6,573,921.96	0.00	15,360,420.29	3,999,060.38	4,765,853.40	6,576,041.96	0.00	15,340,755.74	0.00	1,734,579.71	0.00	19,664.55
MOOE		53,947,000.00	0.00	53,947,000.00	53,947,000.00	0.00	0.00	0.00	53,947,000.00	12,738,463.99	7,034,100.14	11,382,928.87	0.00	31,155,493.00	1,593,431.24	10,079,930.41	12,940,496.37	0.00	24,613,858.02	0.00	22,791,507.00	0.00	6,541,634.98
FinEx (if Applicable)		0.00	0.00	0.00	0.00	0.00	0.00	0.00	0.00	0.00	0.00	0.00	0.00	0.00	0.00	0.00	0.00	0.00	0.00	0.00	0.00	0.00	0.00
CO		49,478,000.00	0.00	49,478,000.00	49,478,000.00	0.00	0.00	0.00	49,478,000.00	0.00	43,243,422.57	3,895,000.00	0.00	47,138,422.57	0.00	0.00	8,557,283.39	0.00	8,557,283.39	0.00	2,339,577.43	0.00	38,561,139.18
Operations	3000000000000000	87,755,000.00	0.00	87,755,000.00	87,755,000.00	0.00	0.00	0.00	87,755,000.00	26,466,801.31	20,501,828.54	18,917,736.46	0.00	65,886,366.31	15,120,410.31	23,239,061.35	18,126,891.69	0.00	56,486,363.35	0.00	21,868,633.69	0.00	9,400,002.96
OO : Collection, access, and preservation of library resources increased		87,755,000.00	0.00	87,755,000.00	87,755,000.00	0.00	0.00	0.00	87,755,000.00	26,466,801.31	20,501,828.54	18,917,736.46	0.00	65,886,366.31	15,120,410.31	23,239,061.35	18,126,891.69	0.00	56,486,363.35	0.00	21,868,633.69	0.00	9,400,002.96
NATIONAL LIBRARY PROGRAM		68,955,000.00	0.00	68,955,000.00	68,955,000.00	0.00	0.00	0.00	68,955,000.00	22,680,337.55	16,428,671.89	14,655,897.98	0.00	53,764,907.42	13,060,563.00	20,486,846.45	15,851,074.57	0.00	49,378,484.02	0.00	15,190,092.58	0.00	4,386,423.40
Acquisition, organization and access of library materials	100100100001000	30,785,000.00	0.00	30,785,000.00	30,785,000.00	0.00	0.00	0.00	30,785,000.00	11,504,032.24	6,026,497.52	4,914,781.47	0.00	22,445,311.23	4,976,398.99	8,364,484.56	6,459,027.54	0.00	19,799,911.09	0.00	8,339,688.77	0.00	2,645,400.14
PS		21,445,000.00	0.00	21,445,000.00	21,445,000.00	0.00	0.00	0.00	21,445,000.00	4,701,064.24	5,320,197.80	4,027,277.26	0.00	14,048,539.10	4,537,885.34	5,483,376.50	4,027,057.99	0.00	14,048,319.83	0.00	7,396,460.90	0.00	219.27
MOOE		9,340,000.00	0.00	9,340,000.00	9,340,000.00	0.00	0.00	0.00	9,340,000.00	6,802,968.00	706,299.92	887,504.21	0.00	8,396,772.13	438,513.65	2,881,108.06	2,431,969.55	0.00	5,751,591.28	0.00	943,227.87	0.00	2,645,180.87
Preservation and conservation of Filipiniana collections	10100100002000	15,381,000.00	0.00	15,381,000.00	15,381,000.00	0.00	0.00	0.00	15,381,000.00	5,479,981.58	3,693,408.39	4,625,856.79	0.00	13,799,246.76	3,453,462.28	4,947,216.97	4,493,668.66	0.00	12,894,347.91	0.00	1,581,753.24	0.00	904,898.85
PS		10,749,000.00	0.00	10,749,000.00	10,749,000.00	0.00	0.00	0.00	10,749,000.00	3,218,017.13	3,607,491.39	2,903,696.91	0.00	9,729,205.43	3,196,093.63	3,629,414.89	2,889,244.55	0.00	9,714,753.07	0.00	1,019,794.57	0.00	14,452.36
MOOE		4,632,000.00	0.00	4,632,000.00	4,632,000.00	0.00	0.00	0.00	4,632,000.00	2,261,964.45	85,917.00	1,722,159.88	0.00	4,070,041.33	257,368.65	1,317,802.08	1,604,424.11	0.00	3,179,594.84	0.00	561,958.67	0.00	890,446.49
Improvement and maintenance of information systems	10100100003000	12,792,000.00	0.00	12,792,000.00	12,792,000.00	0.00	0.00	0.00	12,792,000.00	3,061,540.14	3,036,691.21	2,892,700.85	0.00	8,990,932.20	2,193,468.94	3,677,629.39	2,476,340.55	0.00	8,347,438.88	0.00	3,801,067.80	0.00	643,493.32
PS		3,412,000.00	0.00	3,412,000.00	3,412,000.00	0.00	0.00	0.00	3,412,000.00	897,717.14	1,198,878.83	920,477.80	0.00	3,016,871.57	893,720.05	1,202,673.92	920,477.60	0.00	3,016,871.57	0.00	395,128.43	0.00	0.00
MOOE		9,380,000.00	0.00	9,380,000.00	9,380,000.00	0.00	0.00	0.00	9,380,000.00	2,163,823.00	1,838,014.38	1,972,223.05	0.00	5,974,060.63	1,299,748.89	2,474,955.47	1,555,862.95	0.00	5,330,567.31	0.00	3,405,939.37	0.00	643,493.32



Department : Other Executive Offices  
 Agency/Entity : National Library of the Philippines  
 Operating Unit : < not applicable >  
 Organization Code (UACS) : 26 019 0000000  
 Fund Cluster : 01 Regular Agency Fund

X	Current Year Appropriations
	Supplemental Appropriations
	Continuing Appropriations

(e.g. UACS Fund Cluster: 01-Regular Agency Fund, 02-Foreign Assisted Projects Fund, 03-Special Account-Locally Funded/Domestic Grants Fund, and 04-Special Account-Foreign Assisted/Foreign Grants Fund)

Particulars	UACS CODE	Appropriations			Allotments		Current Year Obligations					Current Year Disbursements					Balances						
		Authorized Appropriations	Adjustments(Transfer To/From,Modification s/Augmentations)	Adjusted Appropriations	Allotments Received	Adjustments(Reduci ons,Modifications/Au gmentations)	Transfer To	Transfer From	Adjusted Total Allotments	1st Quarter Ending March 31	2nd Quarter Ending June 30	3rd Quarter Ending Sept. 30	4th Quarter Ending Dec. 31	TOTAL	1st Quarter Ending March 31	2nd Quarter Ending June 30	3rd Quarter Ending Sept. 30	4th Quarter Ending Dec. 31	TOTAL	Unreleased Appro	Unobligated Allotments	Unpaid Obligations(15-20)=(23+24)	
																						Due and Demandable	Not Yet Due and Demandable
1	2	3	4	5=(3+4)	6	7	8	9	10=[(6+)-7]-8+9]	11	12	13	14	15=(11+12+13+14)	16	17	18	19	20=(16+17+18+19)	21	22	23	24
Library promotional, educational and cultural activities	310100100004000	6,062,000.00	0.00	6,062,000.00	6,062,000.00	0.00	0.00	0.00	6,062,000.00	1,440,865.24	1,706,099.31	1,745,262.15	0.00	4,892,026.70	1,324,578.14	1,721,894.49	1,662,672.63	0.00	4,709,145.26	0.00	1,169,973.30	0.00	182,881.44
PS		5,179,000.00	0.00	5,179,000.00	5,179,000.00	0.00	0.00	0.00	5,179,000.00	1,258,290.24	1,623,032.91	1,240,542.72	0.00	4,121,835.87	1,249,708.29	1,629,497.36	1,240,542.72	0.00	4,119,748.37	0.00	1,057,164.13	0.00	2,067.50
MOOE		883,000.00	0.00	883,000.00	883,000.00	0.00	0.00	0.00	883,000.00	182,405.00	83,066.40	504,719.43	0.00	770,190.83	74,869.85	92,397.13	422,129.91	0.00	589,396.89	0.00	112,809.17	0.00	180,793.94
Research and publication of library and information sources, services, methods and new practices	310100100005000	3,935,000.00	0.00	3,935,000.00	3,935,000.00	0.00	0.00	0.00	3,935,000.00	1,194,118.35	1,965,975.46	477,296.72	0.00	3,637,390.53	1,112,654.65	1,755,621.04	759,365.19	0.00	3,627,640.88	0.00	297,609.47	0.00	9,749.65
PS		3,469,000.00	0.00	3,469,000.00	3,469,000.00	0.00	0.00	0.00	3,469,000.00	1,038,443.77	1,691,022.74	445,758.90	0.00	3,175,225.41	1,032,452.61	1,574,078.17	568,694.63	0.00	3,175,225.41	0.00	293,774.59	0.00	0.00
MOOE		466,000.00	0.00	466,000.00	466,000.00	0.00	0.00	0.00	466,000.00	155,674.58	274,952.72	31,537.82	0.00	462,165.12	80,202.04	181,542.87	190,670.56	0.00	452,415.47	0.00	3,834.88	0.00	9,749.65
LIBRARY EXTENSION PROGRAM		18,800,000.00	0.00	18,800,000.00	18,800,000.00	0.00	0.00	0.00	18,800,000.00	3,786,463.76	4,073,156.65	4,261,838.48	0.00	12,121,458.89	2,059,847.31	2,772,214.90	2,275,817.12	0.00	7,107,879.33	0.00	6,878,541.11	0.00	5,013,579.56
Development and support to affiliated public libraries	310200100001000	14,975,000.00	0.00	14,975,000.00	14,975,000.00	0.00	0.00	0.00	14,975,000.00	1,888,868.81	3,981,356.09	3,963,010.65	0.00	9,833,235.55	1,610,360.72	1,972,232.67	1,731,163.50	0.00	5,313,756.89	0.00	5,141,764.45	0.00	4,519,478.66
PS		6,618,000.00	0.00	6,618,000.00	6,618,000.00	0.00	0.00	0.00	6,618,000.00	1,428,593.21	1,709,180.60	1,346,615.97	0.00	4,484,369.78	1,420,003.02	1,714,606.59	1,346,615.97	0.00	4,481,225.58	0.00	2,133,630.22	0.00	3,144.20
MOOE		8,357,000.00	0.00	8,357,000.00	8,357,000.00	0.00	0.00	0.00	8,357,000.00	460,275.60	2,272,195.49	2,616,394.68	0.00	5,348,865.77	190,357.70	257,626.08	384,547.53	0.00	832,531.31	0.00	3,008,134.23	0.00	4,516,334.46
Project(s)		3,825,000.00	0.00	3,825,000.00	3,825,000.00	0.00	0.00	0.00	3,825,000.00	1,897,594.95	91,800.56	298,827.83	0.00	2,288,223.34	449,486.59	799,982.23	544,653.62	0.00	1,794,122.44	0.00	1,536,776.66	0.00	494,100.90
Locally-Funded Project(s)		3,825,000.00	0.00	3,825,000.00	3,825,000.00	0.00	0.00	0.00	3,825,000.00	1,897,594.95	91,800.56	298,827.83	0.00	2,288,223.34	449,486.59	799,982.23	544,653.62	0.00	1,794,122.44	0.00	1,536,776.66	0.00	494,100.90
Operation of Congressional Library in Tayuman, Tondo, Manila	310200200001000	2,199,000.00	0.00	2,199,000.00	2,199,000.00	0.00	0.00	0.00	2,199,000.00	1,012,028.91	1,110.00	21,899.59	0.00	1,035,038.50	150,433.78	227,384.96	335,713.51	0.00	713,532.25	0.00	1,163,961.50	0.00	321,506.25
MOOE		2,199,000.00	0.00	2,199,000.00	2,199,000.00	0.00	0.00	0.00	2,199,000.00	1,012,028.91	1,110.00	21,899.59	0.00	1,035,038.50	150,433.78	227,384.96	335,713.51	0.00	713,532.25	0.00	1,163,961.50	0.00	321,506.25
Operation of Congressional Library in Balilihan, Bohol	310200200002000	585,000.00	0.00	585,000.00	585,000.00	0.00	0.00	0.00	585,000.00	382,967.48	83,874.93	107,991.32	0.00	574,833.73	121,024.88	277,109.87	99,869.32	0.00	498,004.07	0.00	10,166.27	0.00	76,829.66
MOOE		585,000.00	0.00	585,000.00	585,000.00	0.00	0.00	0.00	585,000.00	382,967.48	83,874.93	107,991.32	0.00	574,833.73	121,024.88	277,109.87	99,869.32	0.00	498,004.07	0.00	10,166.27	0.00	76,829.66
Operation of Batanes Provincial Library in Basco, Batanes	310200200003000	1,041,000.00	0.00	1,041,000.00	1,041,000.00	0.00	0.00	0.00	1,041,000.00	502,598.56	6,815.63	168,936.92	0.00	678,351.11	178,027.93	295,487.40	109,070.79	0.00	582,586.12	0.00	362,648.89	0.00	95,764.99
MOOE		1,041,000.00	0.00	1,041,000.00	1,041,000.00	0.00	0.00	0.00	1,041,000.00	502,598.56	6,815.63	168,936.92	0.00	678,351.11	178,027.93	295,487.40	109,070.79	0.00	582,586.12	0.00	362,648.89	0.00	95,764.99
Sub-Total, Operations		87,755,000.00	0.00	87,755,000.00	87,755,000.00	0.00	0.00	0.00	87,755,000.00	26,466,801.31	20,501,828.54	18,917,736.46	0.00	65,886,366.31	15,120,410.31	23,239,061.35	18,126,891.69	0.00	56,486,363.35	0.00	21,868,633.69	0.00	9,400,002.96
PS		50,872,000.00	0.00	50,872,000.00	50,872,000.00	0.00	0.00	0.00	50,872,000.00	12,542,095.73	15,149,582.07	10,884,369.36	0.00	38,576,047.16	12,329,862.94	15,233,647.43	10,992,633.46	0.00	38,556,143.83	0.00	12,295,952.84	0.00	19,903.33
MOOE		36,883,000.00	0.00	36,883,000.00	36,883,000.00	0.00	0.00	0.00	36,883,000.00	13,924,705.58	5,352,246.47	8,033,367.10	0.00	27,310,319.15	2,790,547.37	8,005,413.92	7,134,258.23	0.00	17,930,219.52	0.00	9,572,680.65	0.00	9,380,099.63
FinEx (if Applicable)		0.00	0.00	0.00	0.00	0.00	0.00	0.00	0.00	0.00	0.00	0.00	0.00	0.00	0.00	0.00	0.00	0.00	0.00	0.00	0.00	0.00	0.00
CO		0.00	0.00	0.00	0.00	0.00	0.00	0.00	0.00	0.00	0.00	0.00	0.00	0.00	0.00	0.00	0.00	0.00	0.00	0.00	0.00	0.00	0.00
Sub-Total, I. Agency Specific Budget		208,275,000.00	0.00	208,275,000.00	208,275,000.00	0.00	0.00	0.00	208,275,000.00	43,400,890.36	75,370,224.52	40,769,587.29	0.00	159,540,702.17	20,712,901.93	38,084,645.16	46,200,713.41	0.00	104,998,260.50	0.00	48,734,297.83	0.00	54,542,441.67
PS		67,967,000.00	0.00	67,967,000.00	67,967,000.00	0.00	0.00	0.00	67,967,000.00	16,737,720.79	19,740,455.34	17,458,291.32	0.00	53,936,467.45	16,328,923.32	19,999,300.83	17,568,675.42	0.00	53,896,899.57	0.00	14,030,532.55	0.00	39,567.88
MOOE		90,830,000.00	0.00	90,830,000.00	90,830,000.00	0.00	0.00	0.00	90,830,000.00	26,663,169.57	12,386,346.61	19,416,295.97	0.00	58,465,812.15	4,383,978.61	18,085,344.33	20,074,754.60	0.00	42,544,077.54	0.00	32,364,187.85	0.00	15,821,734.61
FinEx (if Applicable)		0.00	0.00	0.00	0.00	0.00	0.00	0.00	0.00	0.00	0.00	0.00	0.00	0.00	0.00	0.00	0.00	0.00	0.00	0.00	0.00	0.00	0.00
CO		49,478,000.00	0.00	49,478,000.00	49,478,000.00	0.00	0.00	0.00	49,478,000.00	0.00	43,243,422.57	3,895,000.00	0.00	47,138,422.57	0.00	0.00	8,557,283.39	0.00	8,557,283.39	0.00	2,339,577.43	0.00	38,581,139.18
II. Automatic Appropriations		6,039,000.00	0.00	6,039,000.00	6,039,000.00	0.00	0.00	0.00	6,039,000.00	986,383.68	1,555,589.16	2,076,022.85	0.00	4,617,995.69	986,383.68	1,555,589.16	2,076,022.85	0.00	4,617,995.69	0.00	1,421,004.31	0.00	0.00
Specific Budgets of National Government Agencies		6,039,000.00	0.00	6,039,000.00	6,039,000.00	0.00	0.00	0.00	6,039,000.00	986,383.68	1,555,589.16	2,076,022.85	0.00	4,617,995.69	986,383.68	1,555,589.16	2,076,022.85	0.00	4,617,995.69	0.00	1,421,004.31	0.00	0.00





Department : Other Executive Offices  
 Agency/Entity : National Library of the Philippines  
 Operating Unit : < not applicable >  
 Organization Code (UACS) : 26 019 0000000  
 Fund Cluster : 01 Regular Agency Fund


X	Current Year Appropriations
	Supplemental Appropriations
	Continuing Appropriations


(e.g. UACS Fund Cluster: 01-Regular Agency Fund, 02-Foreign Assisted Projects Fund, 03-Special Account-Locally Funded/Domestic Grants Fund, and 04-Special Account-Foreign Assisted/Foreign Grants Fund)

Particulars	UACS CODE	Appropriations			Allotments			Current Year Obligations					Current Year Disbursements					Balances					
		Authorized Appropriations	Adjustments(Transfer To/From, Modifications/Augmentations)	Adjusted Appropriations	Allotments Received	Adjustments(Reductions, Modifications/Augmentations)	Transfer To	Transfer From	Adjusted Total Allotments	1st Quarter Ending March 31	2nd Quarter Ending June 30	3rd Quarter Ending Sept. 30	4th Quarter Ending Dec. 31	TOTAL	1st Quarter Ending March 31	2nd Quarter Ending June 30	3rd Quarter Ending Sept. 30	4th Quarter Ending Dec. 31	TOTAL	Unreleased Appro	Unobligated Allotments	Unpaid Obligations(15-20)=(23+24)	
1	2	3	4	5=(3+4)	6	7	8	9	10=[(6+(-)7)-8+9]	11	12	13	14	15=(11+12+13+14)	16	17	18	19	20=(16+17+18+19)	21	22	23	24
Retirement and Life Insurance Premiums		6,039,000.00	0.00	6,039,000.00	6,039,000.00	0.00	0.00	0.00	6,039,000.00	986,383.68	1,555,589.16	2,076,022.85	0.00	4,617,995.69	986,383.68	1,555,589.16	2,076,022.85	0.00	4,617,995.69	0.00	1,421,004.31	0.00	0.00
PS		6,039,000.00	0.00	6,039,000.00	6,039,000.00	0.00	0.00	0.00	6,039,000.00	986,383.68	1,555,589.16	2,076,022.85	0.00	4,617,995.69	986,383.68	1,555,589.16	2,076,022.85	0.00	4,617,995.69	0.00	1,421,004.31	0.00	0.00
Sub-total II. Automatic Appropriations		6,039,000.00	0.00	6,039,000.00	6,039,000.00	0.00	0.00	0.00	6,039,000.00	986,383.68	1,555,589.16	2,076,022.85	0.00	4,617,995.69	986,383.68	1,555,589.16	2,076,022.85	0.00	4,617,995.69	0.00	1,421,004.31	0.00	0.00
PS		6,039,000.00	0.00	6,039,000.00	6,039,000.00	0.00	0.00	0.00	6,039,000.00	986,383.68	1,555,589.16	2,076,022.85	0.00	4,617,995.69	986,383.68	1,555,589.16	2,076,022.85	0.00	4,617,995.69	0.00	1,421,004.31	0.00	0.00
MOOE		0.00	0.00	0.00	0.00	0.00	0.00	0.00	0.00	0.00	0.00	0.00	0.00	0.00	0.00	0.00	0.00	0.00	0.00	0.00	0.00	0.00	0.00
FinEx		0.00	0.00	0.00	0.00	0.00	0.00	0.00	0.00	0.00	0.00	0.00	0.00	0.00	0.00	0.00	0.00	0.00	0.00	0.00	0.00	0.00	0.00
CO		0.00	0.00	0.00	0.00	0.00	0.00	0.00	0.00	0.00	0.00	0.00	0.00	0.00	0.00	0.00	0.00	0.00	0.00	0.00	0.00	0.00	0.00
III. Special Purpose Fund		0.00	1,763,423.00	1,763,423.00	0.00	1,763,423.00	0.00	0.00	1,763,423.00	0.00	0.00	1,763,422.11	0.00	1,763,422.11	0.00	0.00	1,763,422.11	0.00	1,763,422.11	0.00	0.89	0.00	0.00
Pension and Gratuity Fund		0.00	1,763,423.00	1,763,423.00	0.00	1,763,423.00	0.00	0.00	1,763,423.00	0.00	0.00	1,763,422.11	0.00	1,763,422.11	0.00	0.00	1,763,422.11	0.00	1,763,422.11	0.00	0.89	0.00	0.00
PS		0.00	1,763,423.00	1,763,423.00	0.00	1,763,423.00	0.00	0.00	1,763,423.00	0.00	0.00	1,763,422.11	0.00	1,763,422.11	0.00	0.00	1,763,422.11	0.00	1,763,422.11	0.00	0.89	0.00	0.00
Sub-Total III. Special Purpose Fund		0.00	1,763,423.00	1,763,423.00	0.00	1,763,423.00	0.00	0.00	1,763,423.00	0.00	0.00	1,763,422.11	0.00	1,763,422.11	0.00	0.00	1,763,422.11	0.00	1,763,422.11	0.00	0.89	0.00	0.00
PS		0.00	1,763,423.00	1,763,423.00	0.00	1,763,423.00	0.00	0.00	1,763,423.00	0.00	0.00	1,763,422.11	0.00	1,763,422.11	0.00	0.00	1,763,422.11	0.00	1,763,422.11	0.00	0.89	0.00	0.00
MOOE		0.00	0.00	0.00	0.00	0.00	0.00	0.00	0.00	0.00	0.00	0.00	0.00	0.00	0.00	0.00	0.00	0.00	0.00	0.00	0.00	0.00	0.00
FinEx		0.00	0.00	0.00	0.00	0.00	0.00	0.00	0.00	0.00	0.00	0.00	0.00	0.00	0.00	0.00	0.00	0.00	0.00	0.00	0.00	0.00	0.00
CO		0.00	0.00	0.00	0.00	0.00	0.00	0.00	0.00	0.00	0.00	0.00	0.00	0.00	0.00	0.00	0.00	0.00	0.00	0.00	0.00	0.00	0.00
IV. Reversion of the Unobligated Allotments charged against R.A. Nos. 11485 and 11494		0.00	0.00	0.00	0.00	0.00	0.00	0.00	0.00	0.00	0.00	0.00	0.00	0.00	0.00	0.00	0.00	0.00	0.00	0.00	0.00	0.00	0.00
GRAND TOTAL		214,314,000.00	1,763,423.00	216,077,423.00	214,314,000.00	1,763,423.00	0.00	0.00	216,077,423.00	44,387,274.04	76,925,813.88	44,609,032.25	0.00	165,922,119.97	21,699,285.61	39,640,234.32	50,040,158.37	0.00	111,379,678.30	0.00	50,155,303.03	0.00	54,542,441.67
PS		74,006,000.00	1,763,423.00	75,769,423.00	74,006,000.00	1,763,423.00	0.00	0.00	75,769,423.00	17,724,104.47	21,296,044.50	21,297,736.28	0.00	60,317,885.25	17,315,307.00	21,554,889.99	21,408,120.38	0.00	60,278,317.37	0.00	15,451,537.75	0.00	39,567.88
MOOE		90,830,000.00	0.00	90,830,000.00	90,830,000.00	0.00	0.00	0.00	90,830,000.00	26,663,169.57	12,386,346.61	19,416,295.97	0.00	58,465,812.15	4,383,976.61	18,085,344.33	20,074,754.60	0.00	42,544,077.54	0.00	32,364,187.85	0.00	15,921,734.61
CO		49,478,000.00	0.00	49,478,000.00	49,478,000.00	0.00	0.00	0.00	49,478,000.00	0.00	43,243,422.57	3,895,000.00	0.00	47,138,422.57	0.00	0.00	8,557,283.39	0.00	8,557,283.39	0.00	2,339,577.43	0.00	38,581,139.18
Recapitulation by OO:																							
I. Agency Specific Budget		87,755,000.00	0.00	87,755,000.00	87,755,000.00	0.00	0.00	0.00	87,755,000.00	26,466,801.31	20,501,828.54	18,917,736.46	0.00	65,886,366.31	15,120,410.31	23,239,061.35	18,126,891.69	0.00	66,486,363.35	0.00	21,866,633.69	0.00	9,400,002.96
LIBRARY EXTENSION PROGRAM		18,800,000.00	0.00	18,800,000.00	18,800,000.00	0.00	0.00	0.00	18,800,000.00	3,796,463.76	4,073,156.65	4,261,838.48	0.00	12,121,458.89	2,059,847.31	2,772,214.90	2,275,817.12	0.00	7,107,879.33	0.00	6,678,541.11	0.00	5,013,579.59
NATIONAL LIBRARY PROGRAM		68,955,000.00	0.00	68,955,000.00	68,955,000.00	0.00	0.00	0.00	68,955,000.00	22,680,337.55	16,428,671.89	14,655,897.98	0.00	53,764,907.42	13,060,563.00	20,466,846.45	15,851,074.57	0.00	49,378,484.02	0.00	15,190,092.58	0.00	4,386,423.40

Certified Correct:  
  
 MARVIN S. VANGUARDIA  
 Budget Officer  
 Date:

Certified Correct:  
  
 GERALDINE V. GUI SANDO  
 Accountant III  
 Date:

Recommending Approval:  
  
 FE B. BASAGRA  
 Chief Administrative Officer  
 Date:

Approved By:  
  
 CESAR GILBERT Q. ADRIANO  
 Agency Head  
 Date:



**STATEMENT OF APPROPRIATIONS, ALLOTMENTS, OBLIGATIONS, DISBURSEMENTS AND BALANCES**  
As at the Quarter Ending September 30, 2022

Department: Other Executive Offices  
 Agency: National Library of the Philippines  
 Operating Unit: < not applicable >  
 Organization Code (UACS) : 26 019 0000000  
 Fund Cluster: 01 Regular Agency Fund

	Current Year Appropriations
	Supplemental Appropriations
X	Continuing Appropriations

(e.g. UACS Fund Cluster: 01-Regular Agency Fund, 02-Foreign Assisted Projects Fund, 03-Special Account-Locally Funded/Domestic Grants Fund, and 04-Special Account-Foreign Assisted/Foreign Grants Fund)


Particulars	UACS CODE	Appropriations			Allotments			Current Year Obligations					Current Year Disbursements				Balances						
		Authorized Appropriations	Adjustments (Transfer To/From, Realignment)	Adjusted Appropriations	Allotments Received	Adjustments (Withdrawal, Realignment)	Transfer To	Transfer From	Adjusted Total Allotments	1st Quarter Ending March 31	2nd Quarter Ending June 30	3rd Quarter Ending Sept. 30	4th Quarter Ending Dec. 31	TOTAL	1st Quarter Ending March 31	2nd Quarter Ending June 30	3rd Quarter Ending Sept. 30	4th Quarter Ending Dec. 31	TOTAL	Unreleased Appro	Unobligated Allotments	Unpaid Obligations	
		3	4	5=(3+4)	6	7	8	9	10=[(6+)-7]-8+9]	11	12	13	14	15=(11+12+13+14)	16	17	18	19	20=(16+17+18+19)	21=(5-10)	22=(10-15)	23	24
I. Continuing Appropriations		47,233,736.11	0.00	47,233,736.11	47,233,736.11	0.00	0.00	0.00	47,233,736.11	10,939,072.96	6,820,705.97	16,978,014.86	0.00	34,737,793.79	134,400.00	3,596,234.50	6,109,174.37	0.00	9,839,808.87	0.00	12,495,942.32	0.00	24,897,984.92
I. Agency Specific Budget		47,233,736.11	0.00	47,233,736.11	47,233,736.11	0.00	0.00	0.00	47,233,736.11	10,939,072.96	6,820,705.97	16,978,014.86	0.00	34,737,793.79	134,400.00	3,596,234.50	6,109,174.37	0.00	9,839,808.87	0.00	12,495,942.32	0.00	24,897,984.92
General Administration and Support	1000000000000000	15,358,326.67	0.00	15,358,326.67	15,358,326.67	0.00	0.00	0.00	15,358,326.67	9,908,262.50	2,237,094.00	422,110.86	0.00	12,567,467.36	134,400.00	3,352,992.50	3,423,259.86	0.00	6,910,652.36	0.00	2,790,859.31	0.00	5,656,815.00
General Management and Supervision	100000100001000	15,358,326.67	0.00	15,358,326.67	15,358,326.67	0.00	0.00	0.00	15,358,326.67	9,908,262.50	2,237,094.00	422,110.86	0.00	12,567,467.36	134,400.00	3,352,992.50	3,423,259.86	0.00	6,910,652.36	0.00	2,790,859.31	0.00	5,656,815.00
MOOE		11,989,225.81	0.00	11,989,225.81	11,989,225.81	0.00	0.00	0.00	11,989,225.81	8,944,272.50	70,000.00	402,510.86	0.00	9,416,783.36	134,400.00	2,389,002.50	1,236,565.86	0.00	3,759,968.36	0.00	2,572,442.45	0.00	5,656,815.00
CO		3,369,100.86	0.00	3,369,100.86	3,369,100.86	0.00	0.00	0.00	3,369,100.86	963,990.00	2,167,094.00	19,600.00	0.00	3,150,684.00	0.00	963,990.00	2,186,694.00	0.00	3,150,684.00	0.00	218,416.86	0.00	0.00
Sub-Total, General Administration and Support		15,358,326.67	0.00	15,358,326.67	15,358,326.67	0.00	0.00	0.00	15,358,326.67	9,908,262.50	2,237,094.00	422,110.86	0.00	12,567,467.36	134,400.00	3,352,992.50	3,423,259.86	0.00	6,910,652.36	0.00	2,790,859.31	0.00	5,656,815.00
PS		0.00	0.00	0.00	0.00	0.00	0.00	0.00	0.00	0.00	0.00	0.00	0.00	0.00	0.00	0.00	0.00	0.00	0.00	0.00	0.00	0.00	0.00
MOOE		11,989,225.81	0.00	11,989,225.81	11,989,225.81	0.00	0.00	0.00	11,989,225.81	8,944,272.50	70,000.00	402,510.86	0.00	9,416,783.36	134,400.00	2,389,002.50	1,236,565.86	0.00	3,759,968.36	0.00	2,572,442.45	0.00	5,656,815.00
FinEx (if Applicable)		0.00	0.00	0.00	0.00	0.00	0.00	0.00	0.00	0.00	0.00	0.00	0.00	0.00	0.00	0.00	0.00	0.00	0.00	0.00	0.00	0.00	0.00
CO		3,369,100.86	0.00	3,369,100.86	3,369,100.86	0.00	0.00	0.00	3,369,100.86	963,990.00	2,167,094.00	19,600.00	0.00	3,150,684.00	0.00	963,990.00	2,186,694.00	0.00	3,150,684.00	0.00	218,416.86	0.00	0.00
Operations	3000000000000000	31,875,409.44	0.00	31,875,409.44	31,875,409.44	0.00	0.00	0.00	31,875,409.44	1,030,810.46	4,583,611.97	16,555,904.00	0.00	22,170,326.43	0.00	243,242.00	2,685,914.51	0.00	2,929,156.51	0.00	9,705,083.01	0.00	19,241,169.92
OO : Collection, access, and preservation of library resources increased		31,875,409.44	0.00	31,875,409.44	31,875,409.44	0.00	0.00	0.00	31,875,409.44	1,030,810.46	4,583,611.97	16,555,904.00	0.00	22,170,326.43	0.00	243,242.00	2,685,914.51	0.00	2,929,156.51	0.00	9,705,083.01	0.00	19,241,169.92
NATIONAL LIBRARY PROGRAM		30,652,047.15	0.00	30,652,047.15	30,652,047.15	0.00	0.00	0.00	30,652,047.15	998,842.00	4,567,230.00	16,385,214.00	0.00	21,951,086.00	0.00	241,892.00	2,570,516.53	0.00	2,812,408.53	0.00	8,700,961.15	0.00	19,138,677.47
Acquisition, organization and access of library materials	310100100001000	632,470.96	0.00	632,470.96	632,470.96	0.00	0.00	0.00	632,470.96	67,857.00	0.00	58,996.00	0.00	126,853.00	0.00	67,857.00	0.00	0.00	67,857.00	0.00	505,617.96	0.00	58,996.00
MOOE		581,470.96	0.00	581,470.96	581,470.96	0.00	0.00	0.00	581,470.96	67,857.00	0.00	58,996.00	0.00	126,853.00	0.00	67,857.00	0.00	0.00	67,857.00	0.00	454,617.96	0.00	58,996.00
CO		51,000.00	0.00	51,000.00	51,000.00	0.00	0.00	0.00	51,000.00	0.00	0.00	0.00	0.00	0.00	0.00	0.00	0.00	0.00	0.00	0.00	51,000.00	0.00	0.00
Preservation and conservation of Filipiniana collection	310100100002000	28,927,710.57	0.00	28,927,710.57	28,927,710.57	0.00	0.00	0.00	28,927,710.57	781,750.00	4,373,040.00	16,038,378.00	0.00	21,193,168.00	0.00	25,000.00	2,259,412.00	0.00	2,284,412.00	0.00	7,734,545.57	0.00	18,906,753.00
MOOE		545,710.57	0.00	545,710.57	545,710.57	0.00	0.00	0.00	545,710.57	0.00	272,500.00	29,375.00	0.00	301,875.00	0.00	25,000.00	247,500.00	0.00	272,500.00	0.00	243,835.57	0.00	29,375.00
CO		28,382,000.00	0.00	28,382,000.00	28,382,000.00	0.00	0.00	0.00	28,382,000.00	781,750.00	4,100,540.00	16,009,003.00	0.00	20,891,290.00	0.00	0.00	2,011,912.00	0.00	2,011,912.00	0.00	7,490,710.00	0.00	18,878,378.00
Improvement and maintenance of information systems	310100100003000	580,410.50	0.00	580,410.50	580,410.50	0.00	0.00	0.00	580,410.50	0.00	194,190.00	193,758.00	0.00	387,948.00	0.00	0.00	272,291.84	0.00	272,291.84	0.00	192,462.50	0.00	115,656.36
MOOE		580,410.50	0.00	580,410.50	580,410.50	0.00	0.00	0.00	580,410.50	0.00	194,190.00	193,758.00	0.00	387,948.00	0.00	0.00	272,291.84	0.00	272,291.84	0.00	192,462.50	0.00	115,656.36
Library promotional, educational and cultural activities	310100100004000	321,187.94	0.00	321,187.94	321,187.94	0.00	0.00	0.00	321,187.94	149,035.00	0.00	0.00	0.00	149,035.00	0.00	149,035.00	0.00	0.00	149,035.00	0.00	172,152.94	0.00	0.00
MOOE		51,187.94	0.00	51,187.94	51,187.94	0.00	0.00	0.00	51,187.94	0.00	0.00	0.00	0.00	0.00	0.00	0.00	0.00	0.00	0.00	0.00	51,187.94	0.00	0.00
CO		270,000.00	0.00	270,000.00	270,000.00	0.00	0.00	0.00	270,000.00	149,035.00	0.00	0.00	0.00	149,035.00	0.00	149,035.00	0.00	0.00	149,035.00	0.00	120,965.00	0.00	0.00





Department: Other Executive Offices  
 Agency: National Library of the Philippines  
 Operating Unit: < not applicable >  
 Organization Code (UACS): 26 019 0000000  
 Fund Cluster: 01 Regular Agency Fund  
 (e.g. UACS Fund Cluster: 01-Regular Agency Fund, 02-Foreign Assisted Projects Fund, 03-Special Account-Locally Funded/Domestic Grants Fund, and 04-Special Account-Foreign Assisted/Foreign Grants Fund)


	Current Year Appropriations
	Supplemental Appropriations
X	Continuing Appropriations

Particulars	UACS CODE	Appropriations			Allotments			Current Year Obligations					Current Year Disbursements					Balances					
		Authorized Appropriations	Adjustments (Transfer To/From, Realignment)	Adjusted Appropriations	Allotments Received	Adjustments (Withdrawal, Realignment)	Transfer To	Transfer From	Adjusted Total Allotments	1st Quarter Ending March 31	2nd Quarter Ending June 30	3rd Quarter Ending Sept. 30	4th Quarter Ending Dec. 31	TOTAL	1st Quarter Ending March 31	2nd Quarter Ending June 30	3rd Quarter Ending Sept. 30	4th Quarter Ending Dec. 31	TOTAL	Unreleased Appro	Unobligated Allotments	Unpaid Obligations	
		3	4	5=(3+4)	6	7	8	9	10=[(6+(-)7)-8+9]	11	12	13	14	15=(11+12+13+14)	16	17	18	19	20=(16+17+18+19)	21=(5-10)	22=(10-15)	23	24
Research and publication of library and information, sources, services, methods and practices	310100100005000	190,267.18	0.00	190,267.18	190,267.18	0.00	0.00	0.00	190,267.18	0.00	0.00	94,085.00	0.00	94,085.00	0.00	0.00	38,812.89	0.00	38,812.89	0.00	96,182.18	0.00	55,272.11
MOOE		190,267.18	0.00	190,267.18	190,267.18	0.00	0.00	0.00	190,267.18	0.00	0.00	94,085.00	0.00	94,085.00	0.00	0.00	38,812.89	0.00	38,812.89	0.00	96,182.18	0.00	55,272.11
LIBRARY EXTENSION PROGRAM		1,223,362.29	0.00	1,223,362.29	1,223,362.29	0.00	0.00	0.00	1,223,362.29	32,168.46	16,381.97	170,890.00	0.00	219,240.43	0.00	1,350.00	115,397.98	0.00	116,747.98	0.00	1,004,121.86	0.00	102,492.45
Development and support to affiliated public libraries	310200100001000	198,136.31	0.00	198,136.31	198,136.31	0.00	0.00	0.00	198,136.31	0.00	0.00	8,797.00	0.00	8,797.00	0.00	0.00	8,797.00	0.00	8,797.00	0.00	189,339.31	0.00	0.00
MOOE		198,136.31	0.00	198,136.31	198,136.31	0.00	0.00	0.00	198,136.31	0.00	0.00	8,797.00	0.00	8,797.00	0.00	0.00	8,797.00	0.00	8,797.00	0.00	189,339.31	0.00	0.00
Locally-Funded Project(s)		1,025,225.98	0.00	1,025,225.98	1,025,225.98	0.00	0.00	0.00	1,025,225.98	32,168.46	16,381.97	161,893.00	0.00	210,443.43	0.00	1,350.00	106,600.98	0.00	107,950.98	0.00	814,782.55	0.00	102,492.45
Operation of Congressional Library in Tayuman, Tondo, Manila	310200200001000	986,587.70	0.00	986,587.70	986,587.70	0.00	0.00	0.00	986,587.70	24,998.46	16,381.97	161,893.00	0.00	203,273.43	0.00	0.00	103,180.98	0.00	103,180.98	0.00	783,314.27	0.00	100,092.45
MOOE		986,587.70	0.00	986,587.70	986,587.70	0.00	0.00	0.00	986,587.70	24,998.46	16,381.97	161,893.00	0.00	203,273.43	0.00	0.00	103,180.98	0.00	103,180.98	0.00	783,314.27	0.00	100,092.45
Operation of Congressional Library in Bailiuan, Bohol	310200200002000	3,072.54	0.00	3,072.54	3,072.54	0.00	0.00	0.00	3,072.54	2,430.00	0.00	0.00	0.00	2,430.00	0.00	0.00	1,230.00	0.00	1,230.00	0.00	642.54	0.00	1,200.00
MOOE		3,072.54	0.00	3,072.54	3,072.54	0.00	0.00	0.00	3,072.54	2,430.00	0.00	0.00	0.00	2,430.00	0.00	0.00	1,230.00	0.00	1,230.00	0.00	642.54	0.00	1,200.00
Operation of Batanes Provincial Library in Basco	310200200003000	35,565.74	0.00	35,565.74	35,565.74	0.00	0.00	0.00	35,565.74	4,740.00	0.00	0.00	0.00	4,740.00	0.00	1,350.00	2,190.00	0.00	3,540.00	0.00	30,825.74	0.00	1,200.00
MOOE		35,565.74	0.00	35,565.74	35,565.74	0.00	0.00	0.00	35,565.74	4,740.00	0.00	0.00	0.00	4,740.00	0.00	1,350.00	2,190.00	0.00	3,540.00	0.00	30,825.74	0.00	1,200.00
Sub-Total, Operations		31,875,409.44	0.00	31,875,409.44	31,875,409.44	0.00	0.00	0.00	31,875,409.44	1,030,810.46	4,583,811.97	16,555,904.00	0.00	22,170,326.43	0.00	243,242.00	2,685,914.51	0.00	2,929,156.51	0.00	9,705,083.01	0.00	19,241,168.92
PS		0.00	0.00	0.00	0.00	0.00	0.00	0.00	0.00	0.00	0.00	0.00	0.00	0.00	0.00	0.00	0.00	0.00	0.00	0.00	0.00	0.00	0.00
MOOE		3,172,409.44	0.00	3,172,409.44	3,172,409.44	0.00	0.00	0.00	3,172,409.44	100,025.46	483,071.97	546,904.00	0.00	1,130,001.43	0.00	94,207.00	674,002.51	0.00	768,209.51	0.00	2,042,408.01	0.00	361,791.92
FinEx (if Applicable)		0.00	0.00	0.00	0.00	0.00	0.00	0.00	0.00	0.00	0.00	0.00	0.00	0.00	0.00	0.00	0.00	0.00	0.00	0.00	0.00	0.00	0.00
CO		28,703,000.00	0.00	28,703,000.00	28,703,000.00	0.00	0.00	0.00	28,703,000.00	930,785.00	4,100,540.00	16,009,000.00	0.00	21,040,325.00	0.00	149,035.00	2,011,912.00	0.00	2,160,947.00	0.00	7,662,675.00	0.00	18,879,378.00
GRAND TOTAL		47,233,736.11	0.00	47,233,736.11	47,233,736.11	0.00	0.00	0.00	47,233,736.11	10,938,072.96	6,820,705.97	16,978,014.86	0.00	34,737,793.79	134,400.00	3,596,234.50	6,109,174.37	0.00	9,839,808.87	0.00	12,495,942.32	0.00	24,897,984.92
PS		0.00	0.00	0.00	0.00	0.00	0.00	0.00	0.00	0.00	0.00	0.00	0.00	0.00	0.00	0.00	0.00	0.00	0.00	0.00	0.00	0.00	0.00
MOOE		15,161,635.25	0.00	15,161,635.25	15,161,635.25	0.00	0.00	0.00	15,161,635.25	9,044,297.96	553,071.97	949,414.86	0.00	10,546,784.79	134,400.00	2,463,209.50	1,910,568.37	0.00	4,528,177.87	0.00	4,614,850.46	0.00	6,018,606.92
FinEx (if Applicable)		0.00	0.00	0.00	0.00	0.00	0.00	0.00	0.00	0.00	0.00	0.00	0.00	0.00	0.00	0.00	0.00	0.00	0.00	0.00	0.00	0.00	0.00
CO		32,072,100.86	0.00	32,072,100.86	32,072,100.86	0.00	0.00	0.00	32,072,100.86	1,894,775.00	6,267,634.00	16,028,600.00	0.00	24,191,009.00	0.00	1,113,025.00	4,198,606.00	0.00	5,311,631.00	0.00	7,881,091.86	0.00	18,879,378.00

Certified Correct:  
  
 MARVIN S. VANGUARDIA  
 Budget Officer  
 Date:

Certified Correct:  
  
 GERALDINE V. GUI SANDO  
 Accountant III  
 Date:

Recommending Approval:  
  
 FE B. BASAGRE  
 Chief Administrative Officer  
 Date:

Approved By:  
  
 CESAR GILBERT Q. ADRIANO  
 Agency Head  
 Date: