



In following-up, pls. cite DMS ref #

2019-BB-0114059

REPUBLIC OF THE PHILIPPINES
DEPARTMENT OF BUDGET AND MANAGEMENT
GENERAL SOLANO STREET, SAN MIGUEL, MANILA

ACKNOWLEDGEMENT RECEIPT

The **DEPARTMENT OF BUDGET AND MANAGEMENT** hereby acknowledges the receipt of your letter/request which has been uploaded to the DBM-Document Management System and routed to the appropriate office/s with the following information:

Sender: NLP - PERSONAL DELIVERY

Document Title: NLP-SUBMISSION OF FAR 1, FAR 1-A, FAR 1-B AND BAR 1 AS OF THE QUARTER ENDING SEPTEMBER 30, 2019

Document Reference No: 2019-BB-0114059

Date and Time Uploaded: Monday, November 4, 2019 3:24:44 PM

Uploaded By: RECEIVING RACHEL ANN ISON

Routed To: BMB-B Ely Fernandez


CC:

Total no of pages received: 1 copy and 14 pages

The determination of the completeness of the documentary requirements submitted, if any, is subject to the evaluation of the technical person in charge.

This receipt is system generated and does not require signature.

Received by:



DOCUMENT
MANAGEMENT
SYSTEM



Republic of the Philippines
NATIONAL LIBRARY OF THE PHILIPPINES
Office of the Director

Oct. 31, 2019

HON. WENDEL E. AVISADO

Acting Secretary
Department of Budget and Management
Manila

Dear Secretary Avisado:

We are pleased to submit the following Financial Accountability Reports (BFAR's) for the 3rd Quarter of FY 2019 namely:

1. Statement of Appropriations, Allotments, Obligations, Disbursement and Balances (FAR 1)
 - Current and Continuing Appropriations
2. Summary of Appropriations, Allotments, Obligations and Balances by Expenditures (FAR 1-A)
 - Current and Continuing Appropriations
3. List of Allotment and Sub-Allotment (FAR 1B)
4. Quarterly Physical Report of Operation (BAR 1)

Thank you and More Power!

Very truly yours,



CESAR GILBERT Q. ADRIANO
Director IV

Department: Other Executive Offices
 Agency: National Library of the Philippines
 Operating Unit: < not applicable >
 Organization Code: 26 019 000000
 Fund Cluster: 01 Regular Agency Fund

X	Current Year Appropriations
	Supplemental Appropriations
	Continuing Appropriations


(e.g. UACS Fund Cluster: 01-Regular Agency Fund, 02-Foreign Assisted Projects Fund, 03-Special Account-Locally Funded/Domestic Grants Fund, and 04-Special Account-Foreign Assisted/Foreign Grants Fund)

Particulars	UACS CODE	Appropriations			Allotments					Current Year Obligations					Current Year Disbursements					Balances			
		Authorized Appropriations	Adjustments (Transfer To/From, Realignment)	Adjusted Appropriations	Allotments Received	Adjustments (Withdrawal, Realignment)	Transfer To	Transfer From	Adjusted Total Allotments	1st Quarter Ending March 31	2nd Quarter Ending June 30	3rd Quarter Ending Sept. 30	4th Quarter Ending Dec. 31	TOTAL	1st Quarter Ending March 31	2nd Quarter Ending June 30	3rd Quarter Ending Sept. 30	4th Quarter Ending Dec. 31	TOTAL	Unreleased Appro	Unobligated Allotments	Unpaid Obligations (15-20)=(23+24)	
		3	4	5=(3+4)	6	7	8	9	10=[(6+(-)7)-8+9]	11	12	13	14	15=(11+12+13+14)	16	17	18	19	20=(16+17+18+19)	21	22	23	24
PS		5,819,000.00	0.00	5,819,000.00	5,819,000.00	0.00	0.00	0.00	5,819,000.00	1,275,728.88	1,013,748.13	1,834,397.86	0.00	4,123,874.87	1,275,728.88	1,013,748.13	1,834,397.86	0.00	4,123,874.87	0.00	1,695,125.13	0.00	0.00
Sub-total		5,819,000.00	0.00	5,819,000.00	5,819,000.00	0.00	0.00	0.00	5,819,000.00	1,275,728.88	1,013,748.13	1,834,397.86	0.00	4,123,874.87	1,275,728.88	1,013,748.13	1,834,397.86	0.00	4,123,874.87	0.00	1,695,125.13	0.00	0.00
PS		5,819,000.00	0.00	5,819,000.00	5,819,000.00	0.00	0.00	0.00	5,819,000.00	1,275,728.88	1,013,748.13	1,834,397.86	0.00	4,123,874.87	1,275,728.88	1,013,748.13	1,834,397.86	0.00	4,123,874.87	0.00	1,695,125.13	0.00	0.00
MOOE		0.00	0.00	0.00	0.00	0.00	0.00	0.00	0.00	0.00	0.00	0.00	0.00	0.00	0.00	0.00	0.00	0.00	0.00	0.00	0.00	0.00	0.00
FinEx		0.00	0.00	0.00	0.00	0.00	0.00	0.00	0.00	0.00	0.00	0.00	0.00	0.00	0.00	0.00	0.00	0.00	0.00	0.00	0.00	0.00	0.00
CO		0.00	0.00	0.00	0.00	0.00	0.00	0.00	0.00	0.00	0.00	0.00	0.00	0.00	0.00	0.00	0.00	0.00	0.00	0.00	0.00	0.00	0.00
III. Special Purpose Fund		0.00	299,461.00	299,461.00	0.00	299,461.00	0.00	0.00	299,461.00	299,459.10	0.00	0.00	0.00	299,459.10	299,459.10	0.00	0.00	0.00	299,459.10	0.00	1.90	0.00	0.00
Pension and Gratuity Fund		0.00	299,461.00	299,461.00	0.00	299,461.00	0.00	0.00	299,461.00	299,459.10	0.00	0.00	0.00	299,459.10	299,459.10	0.00	0.00	0.00	299,459.10	0.00	1.90	0.00	0.00
PS		0.00	299,461.00	299,461.00	0.00	299,461.00	0.00	0.00	299,461.00	299,459.10	0.00	0.00	0.00	299,459.10	299,459.10	0.00	0.00	0.00	299,459.10	0.00	1.90	0.00	0.00
Sub-Total		0.00	299,461.00	299,461.00	0.00	299,461.00	0.00	0.00	299,461.00	299,459.10	0.00	0.00	0.00	299,459.10	299,459.10	0.00	0.00	0.00	299,459.10	0.00	1.90	0.00	0.00
PS		0.00	299,461.00	299,461.00	0.00	299,461.00	0.00	0.00	299,461.00	299,459.10	0.00	0.00	0.00	299,459.10	299,459.10	0.00	0.00	0.00	299,459.10	0.00	1.90	0.00	0.00
MOOE		0.00	0.00	0.00	0.00	0.00	0.00	0.00	0.00	0.00	0.00	0.00	0.00	0.00	0.00	0.00	0.00	0.00	0.00	0.00	0.00	0.00	0.00
FinEx		0.00	0.00	0.00	0.00	0.00	0.00	0.00	0.00	0.00	0.00	0.00	0.00	0.00	0.00	0.00	0.00	0.00	0.00	0.00	0.00	0.00	0.00
CO		0.00	0.00	0.00	0.00	0.00	0.00	0.00	0.00	0.00	0.00	0.00	0.00	0.00	0.00	0.00	0.00	0.00	0.00	0.00	0.00	0.00	0.00
GRAND TOTAL		204,585,000.00	299,461.00	204,884,461.00	204,433,877.00	299,461.00	0.00	0.00	204,733,338.00	21,775,123.04	38,814,116.45	30,320,933.80	0.00	90,910,173.29	19,200,577.71	26,366,999.70	29,373,985.65	0.00	74,961,563.06	151,123.00	113,623,164.71	0.00	15,948,610.23
PS		69,920,000.00	299,461.00	70,219,461.00	69,768,877.00	299,461.00	0.00	0.00	70,068,338.00	13,483,381.08	19,286,227.04	14,870,897.91	0.00	47,640,506.03	13,483,380.08	18,286,227.04	14,636,852.95	0.00	47,406,460.07	151,123.00	22,427,831.97	0.00	234,045.96
MOOE		84,665,000.00	(20,400,000.00)	64,265,000.00	84,665,000.00	(20,400,000.00)	0.00	0.00	64,265,000.00	8,291,741.96	19,527,889.41	15,450,035.89	0.00	43,269,667.26	5,717,197.63	7,100,772.66	14,737,132.70	0.00	27,555,102.99	0.00	20,995,332.74	0.00	15,714,564.27
CO		50,000,000.00	20,400,000.00	70,400,000.00	50,000,000.00	20,400,000.00	0.00	0.00	70,400,000.00	0.00	0.00	0.00	0.00	0.00	0.00	0.00	0.00	0.00	0.00	0.00	0.00	0.00	0.00
Recapitulation by OO:																							
I. Agency Specific Budget		83,804,000.00	(69,530.00)	83,734,470.00	83,804,000.00	(69,530.00)	0.00	0.00	83,734,470.00	12,740,087.69	20,499,130.94	17,577,225.73	0.00	50,816,444.36	1,661,432.79	16,786,846.85	15,825,887.34	0.00	44,002,319.97	0.00	32,918,025.64	0.00	6,814,124.39
NATIONAL LIBRARY PROGRAM		70,776,000.00	(69,530.00)	70,706,470.00	70,776,000.00	(69,530.00)	0.00	0.00	70,706,470.00	10,786,776.86	15,972,076.83	15,100,959.75	0.00	41,859,813.44	9,728,152.96	14,392,939.57	13,170,531.60	0.00	37,291,624.16	0.00	28,846,656.56	0.00	4,568,189.28
LIBRARY EXTENSION PROGRAM		13,028,000.00	0.00	13,028,000.00	13,028,000.00	0.00	0.00	0.00	13,028,000.00	1,953,310.83	4,527,054.11	2,476,265.96	0.00	8,956,630.92	1,661,432.79	2,393,907.28	2,655,355.74	0.00	6,710,695.81	0.00	4,071,369.08	0.00	2,245,935.11

Certified Correct:

 VANGUARDIA MARVIN SANCHEZ
 Budget Officer
 Date: 2019-10-30 09:04:38.0

Certified Correct:

 Date:

Recommending Approval:

 BASAGRE FE BALOSO
 Chief Administrative Officer
 Date: 2019-10-30 09:07:

Approved By:

 ADRIANO CESAR GILBERT QUIZO
 Agency Head
 Date: 2019-10-30 14:49:

STATEMENT OF APPROPRIATIONS, ALLOTMENTS, OBLIGATIONS, DISBURSEMENTS AND BALANCES

As at the Quarter Ending September 30, 2019

Department: Other Executive Offices
 Agency: National Library of the Philippines
 Operating Unit: < not applicable >
 Organization Code: 26 019 0000000
 Fund Cluster: 01 Regular Agency Fund

(e.g. UACS Fund Cluster: 01-Regular Agency Fund, 02-Foreign Assisted Projects Fund, 03-Special Account-Locally Funded/Domestic Grants Fund, and 04-Special Account-Foreign Assisted/Foreign Grants Fund)

	Current Year Appropriations
	Supplemental Appropriations
X	Continuing Appropriations

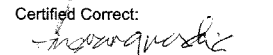
Particulars	UACS CODE	Appropriations			Allotments			Current Year Obligations							Current Year Disbursements				Balances					
		Authorized Appropriations	Adjustments (Transfer To/From, Realignment)	Adjusted Appropriations	Allotments Received	Adjustments (Withdrawal, Realignment)	Transfer To	Transfer From	Adjusted Total Allotments	1st Quarter Ending March 31	2nd Quarter Ending June 30	3rd Quarter Ending Sept. 30	4th Quarter Ending Dec. 31	TOTAL	1st Quarter Ending March 31	2nd Quarter Ending June 30	3rd Quarter Ending Sept. 30	4th Quarter Ending Dec. 31	TOTAL	Unreleased Appro	Unobligated Allotments	Unpaid Obligations (15-20)=(23+24)		
		3	4	5=(3+4)	6	7	8	9	10=[(6+(-)7)-8+9]	11	12	13	14	15=(11+12+13+14)	16	17	18	19	20=(16+17+18+19)	21=(5-10)	22=(10-15)	23	24	
I. Continuing Appropriations		12,463,746.14	0.00	12,463,746.14	12,236,354.01	227,392.43	0.00	0.00	12,463,746.44	1,356,594.11	683,187.82	470,254.00	0.00	2,510,035.93	952,824.75	765,706.75	142,055.47	0.00	1,860,586.97	(0.30)	9,953,710.51	0.00	649,448.96	
General Administration and Support	1000000000000000	6,344,513.95	0.00	6,344,513.95	6,344,514.25	0.00	0.00	0.00	6,344,514.25	407,611.99	0.00	0.00	0.00	407,611.99	407,611.99	0.00	0.00	0.00	0.00	407,611.99	(0.30)	5,936,902.26	0.00	0.00
General Management and Supervision	100000100001000	6,344,513.95	0.00	6,344,513.95	6,344,514.25	0.00	0.00	0.00	6,344,514.25	407,611.99	0.00	0.00	0.00	407,611.99	407,611.99	0.00	0.00	0.00	0.00	407,611.99	(0.30)	5,936,902.26	0.00	0.00
MOOE		1,391,489.55	0.00	1,391,489.55	1,391,489.55	0.00	0.00	0.00	1,391,489.55	407,611.99	0.00	0.00	0.00	407,611.99	407,611.99	0.00	0.00	0.00	0.00	407,611.99	0.00	983,877.56	0.00	0.00
CO		4,953,024.40	0.00	4,953,024.40	4,953,024.70	0.00	0.00	0.00	4,953,024.70	0.00	0.00	0.00	0.00	0.00	0.00	0.00	0.00	0.00	0.00	0.00	(0.30)	4,953,024.70	0.00	0.00
Sub-Total, General Administration and Support		6,344,513.95	0.00	6,344,513.95	6,344,514.25	0.00	0.00	0.00	6,344,514.25	407,611.99	0.00	0.00	0.00	407,611.99	407,611.99	0.00	0.00	0.00	0.00	407,611.99	(0.30)	5,936,902.26	0.00	0.00
PS		0.00	0.00	0.00	0.00	0.00	0.00	0.00	0.00	0.00	0.00	0.00	0.00	0.00	0.00	0.00	0.00	0.00	0.00	0.00	0.00	0.00	0.00	0.00
MOOE		1,391,489.55	0.00	1,391,489.55	1,391,489.55	0.00	0.00	0.00	1,391,489.55	407,611.99	0.00	0.00	0.00	407,611.99	407,611.99	0.00	0.00	0.00	0.00	407,611.99	0.00	983,877.56	0.00	0.00
FinEx (if Applicable)		0.00	0.00	0.00	0.00	0.00	0.00	0.00	0.00	0.00	0.00	0.00	0.00	0.00	0.00	0.00	0.00	0.00	0.00	0.00	0.00	0.00	0.00	0.00
CO		4,953,024.40	0.00	4,953,024.40	4,953,024.70	0.00	0.00	0.00	4,953,024.70	0.00	0.00	0.00	0.00	0.00	0.00	0.00	0.00	0.00	0.00	0.00	(0.30)	4,953,024.70	0.00	0.00
Operations	3000000000000000	6,119,232.19	0.00	6,119,232.19	5,891,839.76	227,392.43	0.00	0.00	6,119,232.19	948,982.12	683,187.82	470,254.00	0.00	2,102,423.94	545,212.76	765,706.75	142,055.47	0.00	1,452,974.98	0.00	4,016,808.25	0.00	649,448.96	
OO : Collection, access, and preservation of library resources increased		6,119,232.19	0.00	6,119,232.19	5,891,839.76	227,392.43	0.00	0.00	6,119,232.19	948,982.12	683,187.82	470,254.00	0.00	2,102,423.94	545,212.76	765,706.75	142,055.47	0.00	1,452,974.98	0.00	4,016,808.25	0.00	649,448.96	
NATIONAL LIBRARY PROGRAM		4,093,321.91	0.00	4,093,321.91	4,093,321.91	0.00	0.00	0.00	4,093,321.91	592,806.64	480,498.00	366,731.00	0.00	1,440,035.64	326,223.50	534,108.82	113,751.24	0.00	974,083.36	0.00	2,653,286.27	0.00	465,952.28	
Acquisition, organization and access of library materials	310100100001000	1,804,372.23	0.00	1,804,372.23	1,804,372.23	0.00	0.00	0.00	1,804,372.23	89,472.00	40,964.00	199,731.00	0.00	330,167.00	83,175.02	32,378.83	12,868.04	0.00	128,421.89	0.00	1,474,205.23	0.00	201,745.11	
MOOE		1,635,832.23	0.00	1,635,832.23	1,635,832.23	0.00	0.00	0.00	1,635,832.23	89,472.00	40,964.00	199,731.00	0.00	330,167.00	83,175.02	32,378.83	12,868.04	0.00	128,421.89	0.00	1,305,665.23	0.00	201,745.11	
CO		168,540.00	0.00	168,540.00	168,540.00	0.00	0.00	0.00	168,540.00	0.00	0.00	0.00	0.00	0.00	0.00	0.00	0.00	0.00	0.00	0.00	0.00	168,540.00	0.00	0.00
Preservation and conservation of Filipiniana collection	310100100002000	520,973.06	0.00	520,973.06	520,973.06	0.00	0.00	0.00	520,973.06	98,640.00	71,630.00	0.00	0.00	170,270.00	63,386.67	67,995.01	15,143.16	0.00	146,524.84	0.00	350,703.06	0.00	23,745.16	
MOOE		520,973.06	0.00	520,973.06	520,973.06	0.00	0.00	0.00	520,973.06	98,640.00	71,630.00	0.00	0.00	170,270.00	63,386.67	67,995.01	15,143.16	0.00	146,524.84	0.00	350,703.06	0.00	23,745.16	
Improvement and maintenance of information systems	310100100003000	1,198,487.09	0.00	1,198,487.09	1,198,487.09	0.00	0.00	0.00	1,198,487.09	402,696.64	367,904.00	167,000.00	0.00	937,600.64	177,663.81	433,734.78	85,740.04	0.00	697,138.63	0.00	260,686.45	0.00	240,462.01	
MOOE		968,495.09	0.00	968,495.09	968,495.09	0.00	0.00	0.00	968,495.09	402,696.64	338,869.00	0.00	0.00	741,565.64	177,663.81	433,734.78	85,740.04	0.00	697,138.63	0.00	226,929.45	0.00	44,427.01	
CO		229,992.00	0.00	229,992.00	229,992.00	0.00	0.00	0.00	229,992.00	0.00	29,035.00	167,000.00	0.00	196,035.00	0.00	0.00	0.00	0.00	0.00	0.00	0.00	33,957.00	0.00	196,035.00
Library promotional, educational and cultural activities	310100100004000	375,733.31	0.00	375,733.31	375,733.31	0.00	0.00	0.00	375,733.31	999.00	0.00	0.00	0.00	999.00	999.00	0.00	0.00	0.00	999.00	0.00	374,734.31	0.00	0.00	
MOOE		375,733.31	0.00	375,733.31	375,733.31	0.00	0.00	0.00	375,733.31	999.00	0.00	0.00	0.00	999.00	999.00	0.00	0.00	0.00	999.00	0.00	374,734.31	0.00	0.00	
Research and publication of library and information sources, services, methods and new practices	310100100005000	193,756.22	0.00	193,756.22	193,756.22	0.00	0.00	0.00	193,756.22	999.00	0.00	0.00	0.00	999.00	999.00	0.00	0.00	0.00	999.00	0.00	192,757.22	0.00	0.00	
MOOE		193,756.22	0.00	193,756.22	193,756.22	0.00	0.00	0.00	193,756.22	999.00	0.00	0.00	0.00	999.00	999.00	0.00	0.00	0.00	999.00	0.00	192,757.22	0.00	0.00	
LIBRARY EXTENSION PROGRAM		2,025,910.28	0.00	2,025,910.28	1,798,517.85	227,392.43	0.00	0.00	2,025,910.28	356,175.48	202,689.82	103,523.00	0.00	662,388.30	218,989.26	231,598.13	28,304.23	0.00	478,891.62	0.00	1,363,521.98	0.00	183,496.66	
Development and support to affiliated public libraries	310200100001000	1,350,748.44	0.00	1,350,748.44	1,350,748.44	0.00	0.00	0.00	1,350,748.44	72,759.99	75,530.00	0.00	0.00	148,289.99	36,066.97	30,789.31	6,612.00	0.00	73,468.28	0.00	1,202,458.45	0.00	74,821.71	

Department: Other Executive Offices
 Agency: National Library of the Philippines
 Operating Unit: < not applicable >
 Organization Code: 26 019 0000000
 Fund Cluster: 01 Regular Agency Fund

	Current Year Appropriations
	Supplemental Appropriations
X	Continuing Appropriations


(e.g. UACS Fund Cluster: 01-Regular Agency Fund, 02-Foreign Assisted Projects Fund, 03-Special Account-Locally Funded/Domestic Grants Fund, and 04-Special Account-Foreign Assisted/Foreign Grants Fund)


Particulars	UACS CODE	Appropriations			Allotments					Current Year Obligations					Current Year Disbursements				Balances					
		Authorized Appropriations	Adjustments (Transfer To/From, Realignment)	Adjusted Appropriations	Allotments Received	Adjustments (Withdrawal, Realignment)	Transfer To	Transfer From	Adjusted Total Allotments	1st Quarter Ending March 31	2nd Quarter Ending June 30	3rd Quarter Ending Sept. 30	4th Quarter Ending Dec. 31	TOTAL	1st Quarter Ending March 31	2nd Quarter Ending June 30	3rd Quarter Ending Sept. 30	4th Quarter Ending Dec. 31	TOTAL	Unreleased Appro	Unobligated Allotments	Unpaid Obligations (15-20)=(23+24)		
		3	4	5=(3+4)	6	7	8	9	10=[(6+(-)7)-8+9]	11	12	13	14	15=(11+12+13+14)	16	17	18	19	20=(16+17+18+19)	21=(5-10)	22=(10-15)	23	24	
MOOE		1,262,590.96	0.00	1,262,590.96	1,262,590.96	0.00	0.00	0.00	1,262,590.96	72,759.99	75,530.00	0.00	0.00	148,289.99	36,066.97	30,789.31	6,612.00	0.00	73,468.28	0.00	1,114,300.97	0.00	74,821.71	
CO		88,157.48	0.00	88,157.48	88,157.48	0.00	0.00	0.00	88,157.48	0.00	0.00	0.00	0.00	0.00	0.00	0.00	0.00	0.00	0.00	0.00	88,157.48	0.00	0.00	
Locally-Funded Project(s)		675,161.84	0.00	675,161.84	447,769.41	227,392.43	0.00	0.00	675,161.84	283,415.49	127,159.82	103,523.00	0.00	514,098.31	182,922.29	200,808.82	21,692.23	0.00	405,423.34	0.00	161,063.53	0.00	108,674.97	
Operation of Congressional Library in Tayuman, Tondo, Manila	310200200001000	362,000.00	0.00	362,000.00	362,000.00	0.00	0.00	0.00	362,000.00	180,789.03	124,944.00	51,911.00	0.00	357,644.03	98,145.42	182,329.06	21,692.23	0.00	302,166.71	0.00	4,355.97	0.00	55,477.32	
MOOE		362,000.00	0.00	362,000.00	362,000.00	0.00	0.00	0.00	362,000.00	180,789.03	124,944.00	51,911.00	0.00	357,644.03	98,145.42	182,329.06	21,692.23	0.00	302,166.71	0.00	4,355.97	0.00	55,477.32	
Operation of Congressional Library in Balilihan, Bohol	310200200002000	85,769.41	0.00	85,769.41	85,769.41	0.00	0.00	0.00	85,769.41	4,683.35	0.00	0.00	0.00	4,683.35	2,138.60	2,544.75	0.00	0.00	4,683.35	0.00	81,086.06	0.00	0.00	
MOOE		85,769.41	0.00	85,769.41	85,769.41	0.00	0.00	0.00	85,769.41	4,683.35	0.00	0.00	0.00	4,683.35	2,138.60	2,544.75	0.00	0.00	4,683.35	0.00	81,086.06	0.00	0.00	
CO		14,149.41	0.00	14,149.41	14,149.41	0.00	0.00	0.00	14,149.41	4,683.35	0.00	0.00	0.00	4,683.35	2,138.60	2,544.75	0.00	0.00	4,683.35	0.00	9,466.06	0.00	0.00	
Operation of Batanes Provincial Library in Basco, Batanes	310200200003000	71,620.00	0.00	71,620.00	71,620.00	0.00	0.00	0.00	71,620.00	0.00	0.00	0.00	0.00	0.00	0.00	0.00	0.00	0.00	0.00	0.00	71,620.00	0.00	0.00	
MOOE		71,620.00	0.00	71,620.00	71,620.00	0.00	0.00	0.00	71,620.00	0.00	0.00	0.00	0.00	0.00	0.00	0.00	0.00	0.00	0.00	0.00	71,620.00	0.00	0.00	
Sub-Total, Operations		227,392.43	0.00	227,392.43	0.00	227,392.43	0.00	0.00	227,392.43	97,943.11	2,215.82	51,612.00	0.00	151,770.93	82,638.27	15,935.01	0.00	0.00	98,573.28	0.00	75,621.50	0.00	53,197.65	
MOOE		227,392.43	0.00	227,392.43	0.00	227,392.43	0.00	0.00	227,392.43	97,943.11	2,215.82	51,612.00	0.00	151,770.93	82,638.27	15,935.01	0.00	0.00	98,573.28	0.00	75,621.50	0.00	53,197.65	
PS		6,119,232.19	0.00	6,119,232.19	5,891,839.76	227,392.43	0.00	0.00	6,119,232.19	948,982.12	683,187.82	470,254.00	0.00	2,102,423.94	545,212.76	765,706.75	142,055.47	0.00	1,452,974.98	0.00	4,016,808.25	0.00	649,448.96	
MOOE		0.00	0.00	0.00	0.00	0.00	0.00	0.00	0.00	0.00	0.00	0.00	0.00	0.00	0.00	0.00	0.00	0.00	0.00	0.00	0.00	0.00	0.00	
FinEx (if Applicable)		5,560,922.71	0.00	5,560,922.71	5,333,530.28	227,392.43	0.00	0.00	5,560,922.71	948,982.12	654,152.82	303,254.00	0.00	1,906,388.94	545,212.76	765,706.75	142,055.47	0.00	1,452,974.98	0.00	3,654,533.77	0.00	453,413.96	
CO		0.00	0.00	0.00	0.00	0.00	0.00	0.00	0.00	0.00	0.00	0.00	0.00	0.00	0.00	0.00	0.00	0.00	0.00	0.00	0.00	0.00	0.00	
GRAND TOTAL		558,309.48	0.00	558,309.48	558,309.48	0.00	0.00	0.00	558,309.48	0.00	29,035.00	167,000.00	0.00	196,035.00	0.00	0.00	0.00	0.00	0.00	0.00	362,274.48	0.00	196,035.00	
PS		12,463,746.14	0.00	12,463,746.14	12,236,354.01	227,392.43	0.00	0.00	12,463,746.44	1,356,594.11	683,187.82	470,254.00	0.00	2,510,035.93	952,824.75	765,706.75	142,055.47	0.00	1,860,586.97	(0.30)	9,953,710.51	0.00	649,448.96	
MOOE		0.00	0.00	0.00	0.00	0.00	0.00	0.00	0.00	0.00	0.00	0.00	0.00	0.00	0.00	0.00	0.00	0.00	0.00	0.00	0.00	0.00	0.00	
FinEx (if Applicable)		6,952,412.26	0.00	6,952,412.26	6,725,019.83	227,392.43	0.00	0.00	6,952,412.26	1,356,594.11	654,152.82	303,254.00	0.00	2,314,000.93	952,824.75	765,706.75	142,055.47	0.00	1,860,586.97	0.00	4,638,411.33	0.00	453,413.96	
CO		0.00	0.00	0.00	0.00	0.00	0.00	0.00	0.00	0.00	0.00	0.00	0.00	0.00	0.00	0.00	0.00	0.00	0.00	0.00	0.00	0.00	0.00	
GRAND TOTAL		5,511,333.88	0.00	5,511,333.88	5,511,334.18	0.00	0.00	0.00	5,511,334.18	0.00	29,035.00	167,000.00	0.00	196,035.00	0.00	0.00	0.00	0.00	0.00	0.00	(0.30)	5,315,299.18	0.00	196,035.00

Certified Correct:

 VANGUARDIA MARVIN SANCHEZ
 Budget Officer
 Date: 2019-10-30 09:04:38.0

Certified Correct:

 Date: _____

Recommending Approval:

 BASAGRE FE BALOSO
 Chief Administrative Officer
 Date: 2019-10-30 09:07: _____

Approved By:

 ADRIANO CESAR GILBERT QUIZO
 Agency Head
 Date: 2019-10-30 14:49:04.0