



Republic of the Philippines
NATIONAL LIBRARY OF THE PHILIPPINES
Office of the Director

August 01, 2022

HON. AMENAH F. PANGANDAMAN
Secretary
Department of Budget and Management
Manila

Thru: **Jane V. Abella**
OIC-Director, BMB-B

Dear Madam:

We are pleased to submit the following Budget and Financial Accountability Reports (BFAR's) for the 2nd Quarter of FY 2022:

1. Statement of Appropriations, Allotments, Obligations, Disbursement and Balances (FAR 1) - Current and Continuing Appropriations
2. Summary of Appropriations, Allotments, Obligations and Balances by Expenditures (FAR 1A) - Current and Continuing Appropriations
3. List of Allotment and Sub-Allotment (FAR 1B) - Revised

Thank you!

Very truly yours,


CESAR GILBERT Q. ADRIANO
Director IV



STATEMENT OF APPROPRIATIONS, ALLOTMENTS, OBLIGATIONS, DISBURSEMENTS AND BALANCES
As at the Quarter Ending June 30, 2022

Department : Other Executive Offices
 Agency/Entity : National Library of the Philippines
 Operating Unit : < not applicable >
 Organization Code (UACS) : 26 019 0000000
 Fund Cluster : 01 Regular Agency Fund

X	Current Year Appropriations
	Supplemental Appropriations
	Continuing Appropriations

(e.g. UACS Fund Cluster: 01-Regular Agency Fund, 02-Foreign Assisted Projects Fund, 03-Special Account-Locally Funded/Domestic Grants Fund, and 04-Special Account-Foreign Assisted/Foreign Grants Fund)

Particulars	UACS CODE	Appropriations			Allotments			Current Year Obligations					Current Year Disbursements				Balances						
		Authorized Appropriations	Adjustments(Transfer To/From,Modification s/Augmentations)	Adjusted Appropriations	Allotments Received	Adjustments(Reducti ons,Modifications/Au gmentations)	Transfer To	Transfer From	Adjusted Total Allotments	1st Quarter Ending March 31	2nd Quarter Ending June 30	3rd Quarter Ending Sept. 30	4th Quarter Ending Dec. 31	TOTAL	1st Quarter Ending March 31	2nd Quarter Ending June 30	3rd Quarter Ending Sept. 30	4th Quarter Ending Dec. 31	TOTAL	Unreleased Appro	Unobligated Allotments	Unpaid Obligations(15-20)=(23+24)	
		3	4	5=(3+4)	6	7	8	9	10=[(6+(-)7)-8+9]	11	12	13	14	15=(11+12+13+14)	16	17	18	19	20=(16+17+18+19)	21	22	23	24
I. Agency Specific Budget		206,275,000.00	0.00	206,275,000.00	204,375,000.00	0.00	0.00	0.00	204,375,000.00	43,400,890.36	75,370,224.52	0.00	0.00	116,771,114.88	20,712,901.93	38,084,645.16	0.00	0.00	58,797,547.09	3,900,000.00	85,603,885.12	0.00	59,973,567.79
General Administration and Support	1000000000000000	120,520,000.00	0.00	120,520,000.00	116,620,000.00	0.00	0.00	0.00	116,620,000.00	16,934,089.05	54,868,395.98	0.00	0.00	71,802,485.03	5,592,491.62	14,845,583.81	0.00	0.00	20,438,075.43	3,900,000.00	44,817,514.97	0.00	51,364,409.60
General Management and Supervision	100000100001000	118,363,000.00	0.00	118,363,000.00	114,463,000.00	0.00	0.00	0.00	114,463,000.00	16,897,816.99	54,662,327.42	0.00	0.00	71,560,244.41	5,556,319.56	14,639,515.25	0.00	0.00	20,195,834.81	3,900,000.00	42,902,755.59	0.00	51,364,409.60
PS		14,938,000.00	0.00	14,938,000.00	14,938,000.00	0.00	0.00	0.00	14,938,000.00	4,159,453.00	4,384,804.71	0.00	0.00	8,544,257.71	3,962,888.32	4,599,584.84	0.00	0.00	8,522,473.16	0.00	6,393,742.29	0.00	21,784.55
MOOE		53,947,000.00	0.00	53,947,000.00	53,947,000.00	0.00	0.00	0.00	53,947,000.00	12,738,463.99	7,034,100.14	0.00	0.00	19,772,564.13	1,593,431.24	10,079,930.41	0.00	0.00	11,673,361.65	0.00	34,174,435.87	0.00	8,099,202.48
CO		49,478,000.00	0.00	49,478,000.00	45,578,000.00	0.00	0.00	0.00	45,578,000.00	0.00	43,243,422.57	0.00	0.00	43,243,422.57	0.00	0.00	0.00	0.00	0.00	3,900,000.00	2,334,577.43	0.00	43,243,422.57
Administration of Personnel Benefits	100000100002000	2,157,000.00	0.00	2,157,000.00	2,157,000.00	0.00	0.00	0.00	2,157,000.00	36,172.06	206,068.56	0.00	0.00	242,240.62	36,172.06	206,068.56	0.00	0.00	242,240.62	0.00	1,914,759.38	0.00	0.00
PS		2,157,000.00	0.00	2,157,000.00	2,157,000.00	0.00	0.00	0.00	2,157,000.00	36,172.06	206,068.56	0.00	0.00	242,240.62	36,172.06	206,068.56	0.00	0.00	242,240.62	0.00	1,914,759.38	0.00	0.00
Sub-Total, General Administration and Support		120,520,000.00	0.00	120,520,000.00	116,620,000.00	0.00	0.00	0.00	116,620,000.00	16,934,089.05	54,868,395.98	0.00	0.00	71,802,485.03	5,592,491.62	14,845,583.81	0.00	0.00	20,438,075.43	3,900,000.00	44,817,514.97	0.00	51,364,409.60
PS		17,095,000.00	0.00	17,095,000.00	17,095,000.00	0.00	0.00	0.00	17,095,000.00	4,195,625.06	4,590,873.27	0.00	0.00	8,786,498.33	3,999,060.38	4,765,653.40	0.00	0.00	8,764,713.78	0.00	8,308,501.67	0.00	21,784.55
MOOE		53,947,000.00	0.00	53,947,000.00	53,947,000.00	0.00	0.00	0.00	53,947,000.00	12,738,463.99	7,034,100.14	0.00	0.00	19,772,564.13	1,593,431.24	10,079,930.41	0.00	0.00	11,673,361.65	0.00	34,174,435.87	0.00	8,099,202.48
FinEx (if Applicable)		0.00	0.00	0.00	0.00	0.00	0.00	0.00	0.00	0.00	0.00	0.00	0.00	0.00	0.00	0.00	0.00	0.00	0.00	0.00	0.00	0.00	0.00
CO		49,478,000.00	0.00	49,478,000.00	45,578,000.00	0.00	0.00	0.00	45,578,000.00	0.00	43,243,422.57	0.00	0.00	43,243,422.57	0.00	0.00	0.00	0.00	0.00	3,900,000.00	2,334,577.43	0.00	43,243,422.57
Operations	3000000000000000	87,755,000.00	0.00	87,755,000.00	87,755,000.00	0.00	0.00	0.00	87,755,000.00	26,466,801.31	20,501,828.54	0.00	0.00	46,968,629.85	15,120,410.31	23,239,061.35	0.00	0.00	38,399,471.66	0.00	40,786,370.15	0.00	8,609,158.19
OO : Collection, access, and preservation of library resources increased		87,755,000.00	0.00	87,755,000.00	87,755,000.00	0.00	0.00	0.00	87,755,000.00	26,466,801.31	20,501,828.54	0.00	0.00	46,968,629.85	15,120,410.31	23,239,061.35	0.00	0.00	38,399,471.66	0.00	40,786,370.15	0.00	8,609,158.19
NATIONAL LIBRARY PROGRAM		68,955,000.00	0.00	68,955,000.00	68,955,000.00	0.00	0.00	0.00	68,955,000.00	22,680,337.55	16,428,671.89	0.00	0.00	39,109,009.44	13,060,563.00	20,466,846.45	0.00	0.00	33,527,409.45	0.00	29,845,990.56	0.00	5,581,599.99
Acquisition, organization and access of library materials	100100100001000	30,785,000.00	0.00	30,785,000.00	30,785,000.00	0.00	0.00	0.00	30,785,000.00	11,504,032.24	6,026,497.52	0.00	0.00	17,530,529.76	4,976,398.99	8,364,484.56	0.00	0.00	13,340,683.55	0.00	13,254,470.24	0.00	4,189,646.21
PS		21,445,000.00	0.00	21,445,000.00	21,445,000.00	0.00	0.00	0.00	21,445,000.00	4,701,064.24	5,320,197.60	0.00	0.00	10,021,261.84	4,537,885.34	5,483,376.50	0.00	0.00	10,021,261.84	0.00	11,423,738.16	0.00	0.00
MOOE		9,340,000.00	0.00	9,340,000.00	9,340,000.00	0.00	0.00	0.00	9,340,000.00	6,802,968.00	706,299.92	0.00	0.00	7,509,267.92	438,513.65	2,881,108.06	0.00	0.00	3,319,621.71	0.00	1,830,732.08	0.00	4,189,646.21
Preservation and conservation of Filipiana collections	10100100002000	15,381,000.00	0.00	15,381,000.00	15,381,000.00	0.00	0.00	0.00	15,381,000.00	5,479,981.58	3,693,408.39	0.00	0.00	9,173,389.97	3,453,462.28	4,947,216.97	0.00	0.00	8,400,679.25	0.00	6,207,610.03	0.00	772,710.72
PS		10,749,000.00	0.00	10,749,000.00	10,749,000.00	0.00	0.00	0.00	10,749,000.00	3,218,017.13	3,607,491.39	0.00	0.00	6,825,508.52	3,196,093.63	3,629,414.89	0.00	0.00	6,825,508.52	0.00	3,923,491.48	0.00	0.00
MOOE		4,632,000.00	0.00	4,632,000.00	4,632,000.00	0.00	0.00	0.00	4,632,000.00	2,261,964.45	85,917.00	0.00	0.00	2,347,881.45	257,368.65	1,317,802.08	0.00	0.00	1,575,170.73	0.00	2,284,118.55	0.00	772,710.72
Improvement and maintenance of information systems	10100100003000	12,792,000.00	0.00	12,792,000.00	12,792,000.00	0.00	0.00	0.00	12,792,000.00	3,061,540.14	3,036,691.21	0.00	0.00	6,098,231.35	2,193,468.94	3,677,629.39	0.00	0.00	5,871,098.33	0.00	6,693,768.65	0.00	227,133.02
PS		3,412,000.00	0.00	3,412,000.00	3,412,000.00	0.00	0.00	0.00	3,412,000.00	897,717.14	1,198,676.83	0.00	0.00	2,096,393.97	863,720.05	1,202,673.92	0.00	0.00	2,096,393.97	0.00	1,315,606.03	0.00	0.00
MOOE		9,380,000.00	0.00	9,380,000.00	9,380,000.00	0.00	0.00	0.00	9,380,000.00	2,163,823.00	1,838,014.38	0.00	0.00	4,001,837.38	1,299,748.89	2,474,955.47	0.00	0.00	3,774,704.36	0.00	5,378,162.62	0.00	227,133.02

Department : Other Executive Offices
 Agency/Entity : National Library of the Philippines
 Operating Unit : < not applicable >
 Organization Code (UACS) : 26 019 0000000
 Fund Cluster : 01 Regular Agency Fund

X	Current Year Appropriations
	Supplemental Appropriations
	Continuing Appropriations

(e.g. UACS Fund Cluster: 01-Regular Agency Fund, 02-Foreign Assisted Projects Fund, 03-Special Account-Locally Funded/Domestic Grants Fund, and 04-Special Account-Foreign Assisted/Foreign Grants Fund)

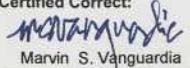
Particulars	UACS CODE	Appropriations				Allotments				Current Year Obligations					Current Year Disbursements					Balances				
		Authorized Appropriations	Adjustments(Transfer To/From,Modifications/Augmentations)	Adjusted Appropriations	Allotments Received	Adjustments(Reductions,Modifications/Augmentations)	Transfer To	Transfer From	Adjusted Total Allotments	1st Quarter Ending March 31	2nd Quarter Ending June 30	3rd Quarter Ending Sept. 30	4th Quarter Ending Dec. 31	TOTAL	1st Quarter Ending March 31	2nd Quarter Ending June 30	3rd Quarter Ending Sept. 30	4th Quarter Ending Dec. 31	TOTAL	Unreleased Appro	Unobligated Allotments	Unpaid Obligations(15-20)=(23+24)		
		3	4	5=(3+4)	6	7	8	9	10=[(6+(-)7)-8+9]	11	12	13	14	15=(11+12+13+14)	16	17	18	19	20=(16+17+18+19)	21	22	Due and Demandable	Not Yet Due and Demandable	23
Library promotional, educational and cultural activities	10100100004000	6,062,000.00	0.00	6,062,000.00	6,062,000.00	0.00	0.00	0.00	6,062,000.00	1,440,665.24	1,706,099.31	0.00	0.00	3,146,764.55	1,324,578.14	1,721,894.49	0.00	0.00	3,046,472.63	0.00	2,915,235.45	0.00	0.00	100,291.92
PS		5,179,000.00	0.00	5,179,000.00	5,179,000.00	0.00	0.00	0.00	5,179,000.00	1,258,260.24	1,623,032.91	0.00	0.00	2,881,293.15	1,249,708.29	1,629,497.36	0.00	0.00	2,879,205.65	0.00	2,297,706.85	0.00	0.00	2,067.50
MOOE		883,000.00	0.00	883,000.00	883,000.00	0.00	0.00	0.00	883,000.00	182,405.00	83,066.40	0.00	0.00	265,471.40	74,869.85	92,397.13	0.00	0.00	167,266.98	0.00	617,528.60	0.00	0.00	98,204.42
Research and publication of library and information sources, services, methods and new practices	310100100005000	3,935,000.00	0.00	3,935,000.00	3,935,000.00	0.00	0.00	0.00	3,935,000.00	1,194,118.39	1,965,975.46	0.00	0.00	3,160,093.81	1,112,654.65	1,755,621.04	0.00	0.00	2,868,275.69	0.00	774,906.19	0.00	0.00	291,818.12
PS		3,469,000.00	0.00	3,469,000.00	3,469,000.00	0.00	0.00	0.00	3,469,000.00	1,036,443.77	1,691,022.74	0.00	0.00	2,729,466.51	1,032,452.61	1,574,078.17	0.00	0.00	2,606,530.78	0.00	739,533.49	0.00	0.00	122,935.73
MOOE		466,000.00	0.00	466,000.00	466,000.00	0.00	0.00	0.00	466,000.00	155,674.58	274,952.72	0.00	0.00	430,627.30	80,202.04	181,542.87	0.00	0.00	261,744.91	0.00	35,372.70	0.00	0.00	168,882.39
LIBRARY EXTENSION PROGRAM		18,800,000.00	0.00	18,800,000.00	18,800,000.00	0.00	0.00	0.00	18,800,000.00	3,786,463.76	4,073,156.65	0.00	0.00	7,859,620.41	2,059,847.31	2,772,214.90	0.00	0.00	4,832,062.21	0.00	10,940,379.59	0.00	0.00	3,027,558.20
Development and support to affiliated public libraries	310200100001000	14,975,000.00	0.00	14,975,000.00	14,975,000.00	0.00	0.00	0.00	14,975,000.00	1,888,868.81	3,981,356.09	0.00	0.00	5,870,224.90	1,610,360.72	1,972,232.67	0.00	0.00	3,582,593.39	0.00	9,104,775.10	0.00	0.00	2,287,631.51
PS		6,618,000.00	0.00	6,618,000.00	6,618,000.00	0.00	0.00	0.00	6,618,000.00	1,426,593.21	1,709,160.60	0.00	0.00	3,137,753.81	1,420,003.02	1,714,606.59	0.00	0.00	3,134,609.61	0.00	3,480,246.19	0.00	0.00	3,144.20
MOOE		8,357,000.00	0.00	8,357,000.00	8,357,000.00	0.00	0.00	0.00	8,357,000.00	460,275.60	2,272,195.49	0.00	0.00	2,732,471.09	190,357.70	257,626.08	0.00	0.00	447,983.78	0.00	5,624,528.91	0.00	0.00	2,284,487.31
Project(s)		3,825,000.00	0.00	3,825,000.00	3,825,000.00	0.00	0.00	0.00	3,825,000.00	1,897,594.95	91,800.56	0.00	0.00	1,989,395.51	449,486.59	799,982.23	0.00	0.00	1,249,468.82	0.00	1,835,604.49	0.00	0.00	739,926.69
Locally-Funded Project(s)		3,825,000.00	0.00	3,825,000.00	3,825,000.00	0.00	0.00	0.00	3,825,000.00	1,897,594.95	91,800.56	0.00	0.00	1,989,395.51	449,486.59	799,982.23	0.00	0.00	1,249,468.82	0.00	1,835,604.49	0.00	0.00	739,926.69
Operation of Congressional Library in Tayuman, Tondo, Manila	310200200001000	2,199,000.00	0.00	2,199,000.00	2,199,000.00	0.00	0.00	0.00	2,199,000.00	1,012,028.91	1,110.00	0.00	0.00	1,013,138.91	150,433.78	227,384.96	0.00	0.00	377,818.74	0.00	1,185,861.09	0.00	0.00	635,320.17
MOOE		2,199,000.00	0.00	2,199,000.00	2,199,000.00	0.00	0.00	0.00	2,199,000.00	1,012,028.91	1,110.00	0.00	0.00	1,013,138.91	150,433.78	227,384.96	0.00	0.00	377,818.74	0.00	1,185,861.09	0.00	0.00	635,320.17
Operation of Congressional Library in Balilihan, Bohol	310200200002000	585,000.00	0.00	585,000.00	585,000.00	0.00	0.00	0.00	585,000.00	382,967.48	83,874.93	0.00	0.00	466,842.41	121,024.88	277,109.87	0.00	0.00	398,134.75	0.00	118,157.59	0.00	0.00	68,707.66
MOOE		585,000.00	0.00	585,000.00	585,000.00	0.00	0.00	0.00	585,000.00	382,967.48	83,874.93	0.00	0.00	466,842.41	121,024.88	277,109.87	0.00	0.00	398,134.75	0.00	118,157.59	0.00	0.00	68,707.66
Operation of Batanes Provincial Library in Basco, Batanes	310200200003000	1,041,000.00	0.00	1,041,000.00	1,041,000.00	0.00	0.00	0.00	1,041,000.00	502,598.56	6,815.63	0.00	0.00	509,414.19	178,027.93	295,487.40	0.00	0.00	473,515.33	0.00	531,585.81	0.00	0.00	35,898.86
MOOE		1,041,000.00	0.00	1,041,000.00	1,041,000.00	0.00	0.00	0.00	1,041,000.00	502,598.56	6,815.63	0.00	0.00	509,414.19	178,027.93	295,487.40	0.00	0.00	473,515.33	0.00	531,585.81	0.00	0.00	35,898.86
Sub-Total, Operations		87,755,000.00	0.00	87,755,000.00	87,755,000.00	0.00	0.00	0.00	87,755,000.00	26,466,801.31	20,501,828.54	0.00	0.00	46,968,629.85	15,120,410.31	23,239,061.35	0.00	0.00	38,359,471.66	0.00	40,786,370.15	0.00	0.00	8,609,158.19
PS		50,872,000.00	0.00	50,872,000.00	50,872,000.00	0.00	0.00	0.00	50,872,000.00	12,542,095.73	15,149,582.07	0.00	0.00	27,691,677.80	12,329,862.94	15,233,647.43	0.00	0.00	27,563,510.37	0.00	23,180,322.20	0.00	0.00	128,167.43
MOOE		36,883,000.00	0.00	36,883,000.00	36,883,000.00	0.00	0.00	0.00	36,883,000.00	13,924,705.58	5,352,246.47	0.00	0.00	19,276,952.05	2,790,547.37	8,005,413.92	0.00	0.00	10,795,961.29	0.00	17,606,047.95	0.00	0.00	8,480,990.76
FinEx (if Applicable)		0.00	0.00	0.00	0.00	0.00	0.00	0.00	0.00	0.00	0.00	0.00	0.00	0.00	0.00	0.00	0.00	0.00	0.00	0.00	0.00	0.00	0.00	0.00
CO		0.00	0.00	0.00	0.00	0.00	0.00	0.00	0.00	0.00	0.00	0.00	0.00	0.00	0.00	0.00	0.00	0.00	0.00	0.00	0.00	0.00	0.00	0.00
Sub-Total, I. Agency Specific Budget		208,275,000.00	0.00	208,275,000.00	204,375,000.00	0.00	0.00	0.00	204,375,000.00	43,400,890.36	75,370,224.52	0.00	0.00	118,771,114.88	20,712,901.93	38,084,645.16	0.00	0.00	58,797,547.09	3,900,000.00	85,603,865.12	0.00	0.00	59,973,567.79
PS		67,967,000.00	0.00	67,967,000.00	67,967,000.00	0.00	0.00	0.00	67,967,000.00	16,737,720.79	19,740,455.34	0.00	0.00	36,478,176.13	16,328,923.32	19,999,300.83	0.00	0.00	36,328,224.15	0.00	31,488,823.87	0.00	0.00	149,951.96
MOOE		90,830,000.00	0.00	90,830,000.00	90,830,000.00	0.00	0.00	0.00	90,830,000.00	26,663,169.57	12,386,346.61	0.00	0.00	39,049,516.18	4,383,978.61	18,085,344.33	0.00	0.00	22,469,322.94	0.00	51,780,483.82	0.00	0.00	16,580,193.24
FinEx (if Applicable)		0.00	0.00	0.00	0.00	0.00	0.00	0.00	0.00	0.00	0.00	0.00	0.00	0.00	0.00	0.00	0.00	0.00	0.00	0.00	0.00	0.00	0.00	0.00
CO		49,478,000.00	0.00	49,478,000.00	45,578,000.00	0.00	0.00	0.00	45,578,000.00	0.00	43,243,422.57	0.00	0.00	43,243,422.57	0.00	0.00	0.00	0.00	0.00	3,900,000.00	2,334,577.43	0.00	0.00	43,243,422.57
II. Automatic Appropriations		6,039,000.00	0.00	6,039,000.00	6,039,000.00	0.00	0.00	0.00	6,039,000.00	986,383.68	1,555,589.16	0.00	0.00	2,541,972.84	986,383.68	1,555,589.16	0.00	0.00	2,541,972.84	0.00	3,497,027.16	0.00	0.00	0.00
Specific Budgets of National Government Agencies		6,039,000.00	0.00	6,039,000.00	6,039,000.00	0.00	0.00	0.00	6,039,000.00	986,383.68	1,555,589.16	0.00	0.00	2,541,972.84	986,383.68	1,555,589.16	0.00	0.00	2,541,972.84	0.00	3,497,027.16	0.00	0.00	0.00


Department : Other Executive Offices
 Agency/Entity : National Library of the Philippines
 Operating Unit : < not applicable >
 Organization Code (UACS) : 26 019 0000000
 Fund Cluster : 01 Regular Agency Fund


X	Current Year Appropriations
	Supplemental Appropriations
	Continuing Appropriations


(e.g. UACS Fund Cluster: 01-Regular Agency Fund, 02-Foreign Assisted Projects Fund, 03-Special Account-Locally Funded/Domestic Grants Fund, and 04-Special Account-Foreign Assisted/Foreign Grants Fund)

Particulars	UACS CODE	Appropriations			Allotments			Current Year Obligations					Current Year Disbursements					Balances						
		Authorized Appropriations	Adjustments(Transfer To/From, Modifications/Augmentations)	Adjusted Appropriations	Allotments Received	Adjustments(Reductions, Modifications/Augmentations)	Transfer To	Transfer From	Adjusted Total Allotments	1st Quarter Ending March 31	2nd Quarter Ending June 30	3rd Quarter Ending Sept. 30	4th Quarter Ending Dec. 31	TOTAL	1st Quarter Ending March 31	2nd Quarter Ending June 30	3rd Quarter Ending Sept. 30	4th Quarter Ending Dec. 31	TOTAL	Unreleased Appro	Unobligated Allotments	Unpaid Obligations(15-20)=(23+24)		
		3	4	5=(3+4)	6	7	8	9	10=[(6+(-)7)-8+9]	11	12	13	14	15=(11+12+13+14)	16	17	18	19	20=(16+17+18+19)	21	22	23	24	
Retirement and Life Insurance Premiums		6,039,000.00	0.00	6,039,000.00	6,039,000.00	0.00	0.00	0.00	6,039,000.00	986,383.68	1,555,589.16	0.00	0.00	2,541,972.84	986,383.68	1,555,589.16	0.00	0.00	2,541,972.84	0.00	3,497,027.16	0.00	0.00	
PS		6,039,000.00	0.00	6,039,000.00	6,039,000.00	0.00	0.00	0.00	6,039,000.00	986,383.68	1,555,589.16	0.00	0.00	2,541,972.84	986,383.68	1,555,589.16	0.00	0.00	2,541,972.84	0.00	3,497,027.16	0.00	0.00	
Sub-total II. Automatic Appropriations		6,039,000.00	0.00	6,039,000.00	6,039,000.00	0.00	0.00	0.00	6,039,000.00	986,383.68	1,555,589.16	0.00	0.00	2,541,972.84	986,383.68	1,555,589.16	0.00	0.00	2,541,972.84	0.00	3,497,027.16	0.00	0.00	
PS		6,039,000.00	0.00	6,039,000.00	6,039,000.00	0.00	0.00	0.00	6,039,000.00	986,383.68	1,555,589.16	0.00	0.00	2,541,972.84	986,383.68	1,555,589.16	0.00	0.00	2,541,972.84	0.00	3,497,027.16	0.00	0.00	
MOOE		0.00	0.00	0.00	0.00	0.00	0.00	0.00	0.00	0.00	0.00	0.00	0.00	0.00	0.00	0.00	0.00	0.00	0.00	0.00	0.00	0.00	0.00	
FinEx		0.00	0.00	0.00	0.00	0.00	0.00	0.00	0.00	0.00	0.00	0.00	0.00	0.00	0.00	0.00	0.00	0.00	0.00	0.00	0.00	0.00	0.00	
CO		0.00	0.00	0.00	0.00	0.00	0.00	0.00	0.00	0.00	0.00	0.00	0.00	0.00	0.00	0.00	0.00	0.00	0.00	0.00	0.00	0.00	0.00	
IV. Reversion of the Unobligated Allotments charged against R.A. Nos. 11485 and 11494		0.00	0.00	0.00	0.00	0.00	0.00	0.00	0.00	0.00	0.00	0.00	0.00	0.00	0.00	0.00	0.00	0.00	0.00	0.00	0.00	0.00	0.00	
GRAND TOTAL		214,314,000.00	0.00	214,314,000.00	210,414,000.00	0.00	0.00	0.00	210,414,000.00	44,387,274.04	76,925,813.68	0.00	0.00	121,313,087.72	21,699,285.61	39,940,234.32	0.00	0.00	61,339,519.93	3,900,000.00	89,100,912.28	0.00	59,973,567.79	
PS		74,006,000.00	0.00	74,006,000.00	74,006,000.00	0.00	0.00	0.00	74,006,000.00	17,724,104.47	21,296,044.50	0.00	0.00	39,020,148.97	17,315,307.00	21,554,889.99	0.00	0.00	38,870,196.99	0.00	34,985,851.03	0.00	149,951.98	
MOOE		90,830,000.00	0.00	90,830,000.00	90,830,000.00	0.00	0.00	0.00	90,830,000.00	26,663,169.57	12,386,346.61	0.00	0.00	39,049,516.18	4,363,978.61	18,065,344.33	0.00	0.00	22,469,322.94	0.00	51,780,483.82	0.00	16,580,193.24	
CO		49,478,000.00	0.00	49,478,000.00	45,578,000.00	0.00	0.00	0.00	45,578,000.00	0.00	43,243,422.57	0.00	0.00	43,243,422.57	0.00	0.00	0.00	0.00	0.00	3,900,000.00	2,334,577.43	0.00	43,243,422.57	
Recapitulation by OO:																								
I. Agency Specific Budget		87,755,000.00	0.00	87,755,000.00	87,755,000.00	0.00	0.00	0.00	87,755,000.00	26,466,801.31	20,501,828.54	0.00	0.00	46,968,629.85	15,120,410.31	23,239,061.35	0.00	0.00	38,359,471.66	0.00	40,786,370.15	0.00	8,609,158.19	
NATIONAL LIBRARY PROGRAM		68,955,000.00	0.00	68,955,000.00	68,955,000.00	0.00	0.00	0.00	68,955,000.00	22,680,337.55	16,428,671.89	0.00	0.00	39,109,009.44	13,060,563.00	20,466,846.45	0.00	0.00	33,527,409.45	0.00	29,845,990.56	0.00	5,581,599.99	
LIBRARY EXTENSION PROGRAM		18,800,000.00	0.00	18,800,000.00	18,800,000.00	0.00	0.00	0.00	18,800,000.00	3,786,463.76	4,073,156.65	0.00	0.00	7,859,620.41	2,059,847.31	2,772,214.90	0.00	0.00	4,832,062.21	0.00	10,940,379.59	0.00	3,027,558.20	

Certified Correct:

 Marvin S. Vanguardia
 Administrative Officer V
 Date:

Certified Correct:

 Geraldine V. Guisando
 Accountant III
 Date:

Recommending Approval:

 Fe B. Basaga
 Chief Administrative Officer
 Date:

Approved By:

 Cesar Gilbert Q. Adriano
 Agency Head
 Date:

STATEMENT OF APPROPRIATIONS, ALLOTMENTS, OBLIGATIONS, DISBURSEMENTS AND BALANCES
As at the Quarter Ending June 30, 2022

Department: Other Executive Offices
 Agency: National Library of the Philippines
 Operating Unit: < not applicable >
 Organization Code (UACS) : 26 019 0000000
 Fund Cluster: 01 Regular Agency Fund
 (e.g. UACS Fund Cluster: 01-Regular Agency Fund, 02-Foreign Assisted Projects Fund, 03-Special Account-Locally Funded/Domestic Grants Fund, and 04-Special Account-Foreign Assisted/Foreign Grants Fund)

	Current Year Appropriations
	Supplemental Appropriations
X	Continuing Appropriations


Particulars	UACS CODE	Appropriations			Allotments			Current Year Obligations					Current Year Disbursements					Balances					
		Authorized Appropriations	Adjustments (Transfer To/From, Realignment)	Adjusted Appropriations	Allotments Received	Adjustments (Withdrawal, Realignment)	Transfer To	Transfer From	Adjusted Total Allotments	1st Quarter Ending March 31	2nd Quarter Ending June 30	3rd Quarter Ending Sept. 30	4th Quarter Ending Dec. 31	TOTAL	1st Quarter Ending March 31	2nd Quarter Ending June 30	3rd Quarter Ending Sept. 30	4th Quarter Ending Dec. 31	TOTAL	Unreleased Appro	Unobligated Allotments	Unpaid Obligations	
		3	4	5=(3+4)	6	7	8	9	10=[(6+)-7]-8+9]	11	12	13	14	15=(11+12+13+14)	16	17	18	19	20=(16+17+18+19)	21=(5-10)	22=(10-15)	23-	24
I. Continuing Appropriations		47,233,736.11	0.00	47,233,736.11	47,233,736.11	0.00	0.00	0.00	47,233,736.11	10,939,072.96	6,820,705.97	0.00	0.00	17,759,778.93	134,400.00	3,596,234.50	0.00	0.00	3,730,634.50	0.00	29,473,957.18	0.00	14,029,144.43
I. Agency Specific Budget		47,233,736.11	0.00	47,233,736.11	47,233,736.11	0.00	0.00	0.00	47,233,736.11	10,939,072.96	6,820,705.97	0.00	0.00	17,759,778.93	134,400.00	3,596,234.50	0.00	0.00	3,730,634.50	0.00	29,473,957.18	0.00	14,029,144.43
General Administration and Support	1000000000000000	15,358,326.67	0.00	15,358,326.67	15,358,326.67	0.00	0.00	0.00	15,358,326.67	9,908,262.50	2,237,094.00	0.00	0.00	12,145,356.50	134,400.00	3,352,992.50	0.00	0.00	3,487,392.50	0.00	3,212,970.17	0.00	8,657,964.00
General Management and Supervision	100000100001000	15,358,326.67	0.00	15,358,326.67	15,358,326.67	0.00	0.00	0.00	15,358,326.67	9,908,262.50	2,237,094.00	0.00	0.00	12,145,356.50	134,400.00	3,352,992.50	0.00	0.00	3,487,392.50	0.00	3,212,970.17	0.00	8,657,964.00
MOOE		11,989,225.81	0.00	11,989,225.81	11,989,225.81	0.00	0.00	0.00	11,989,225.81	8,544,272.50	70,000.00	0.00	0.00	9,014,272.50	134,400.00	2,389,002.50	0.00	0.00	2,523,402.50	0.00	2,974,953.31	0.00	6,490,870.00
CO		3,369,100.86	0.00	3,369,100.86	3,369,100.86	0.00	0.00	0.00	3,369,100.86	963,990.00	2,167,094.00	0.00	0.00	3,131,084.00	0.00	963,990.00	0.00	0.00	963,990.00	0.00	238,016.86	0.00	2,167,094.00
Sub-Total, General Administration and Support		15,358,326.67	0.00	15,358,326.67	15,358,326.67	0.00	0.00	0.00	15,358,326.67	9,908,262.50	2,237,094.00	0.00	0.00	12,145,356.50	134,400.00	3,352,992.50	0.00	0.00	3,487,392.50	0.00	3,212,970.17	0.00	8,657,964.00
PS		0.00	0.00	0.00	0.00	0.00	0.00	0.00	0.00	0.00	0.00	0.00	0.00	0.00	0.00	0.00	0.00	0.00	0.00	0.00	0.00	0.00	0.00
MOOE		11,989,225.81	0.00	11,989,225.81	11,989,225.81	0.00	0.00	0.00	11,989,225.81	8,544,272.50	70,000.00	0.00	0.00	9,014,272.50	134,400.00	2,389,002.50	0.00	0.00	2,523,402.50	0.00	2,974,953.31	0.00	6,490,870.00
FinEx (if Applicable)		0.00	0.00	0.00	0.00	0.00	0.00	0.00	0.00	0.00	0.00	0.00	0.00	0.00	0.00	0.00	0.00	0.00	0.00	0.00	0.00	0.00	0.00
CO		3,369,100.86	0.00	3,369,100.86	3,369,100.86	0.00	0.00	0.00	3,369,100.86	963,990.00	2,167,094.00	0.00	0.00	3,131,084.00	0.00	963,990.00	0.00	0.00	963,990.00	0.00	238,016.86	0.00	2,167,094.00
Operations	3000000000000000	31,875,409.44	0.00	31,875,409.44	31,875,409.44	0.00	0.00	0.00	31,875,409.44	1,030,810.46	4,583,611.97	0.00	0.00	5,614,422.43	0.00	243,242.00	0.00	0.00	243,242.00	0.00	26,260,987.01	0.00	5,371,180.43
OO : Collection, access, and preservation of library resources increased		31,875,409.44	0.00	31,875,409.44	31,875,409.44	0.00	0.00	0.00	31,875,409.44	1,030,810.46	4,583,611.97	0.00	0.00	5,614,422.43	0.00	243,242.00	0.00	0.00	243,242.00	0.00	26,260,987.01	0.00	5,371,180.43
NATIONAL LIBRARY PROGRAM		30,652,047.15	0.00	30,652,047.15	30,652,047.15	0.00	0.00	0.00	30,652,047.15	988,642.00	4,567,230.00	0.00	0.00	5,565,872.00	0.00	241,892.00	0.00	0.00	241,892.00	0.00	25,086,175.15	0.00	5,323,980.00
Acquisition, organization and access of library materials	310100100001000	632,470.96	0.00	632,470.96	632,470.96	0.00	0.00	0.00	632,470.96	67,857.00	0.00	0.00	0.00	67,857.00	0.00	67,857.00	0.00	0.00	67,857.00	0.00	564,613.96	0.00	0.00
MOOE		581,470.96	0.00	581,470.96	581,470.96	0.00	0.00	0.00	581,470.96	67,857.00	0.00	0.00	0.00	67,857.00	0.00	67,857.00	0.00	0.00	67,857.00	0.00	513,613.96	0.00	0.00
CO		51,000.00	0.00	51,000.00	51,000.00	0.00	0.00	0.00	51,000.00	0.00	0.00	0.00	0.00	0.00	0.00	0.00	0.00	0.00	0.00	51,000.00	0.00	0.00	
Preservation and conservation of Filipiniana collection	310100100002000	28,927,710.57	0.00	28,927,710.57	28,927,710.57	0.00	0.00	0.00	28,927,710.57	781,750.00	4,373,040.00	0.00	0.00	5,154,790.00	0.00	25,000.00	0.00	0.00	25,000.00	0.00	23,772,920.57	0.00	5,129,790.00
MOOE		545,710.57	0.00	545,710.57	545,710.57	0.00	0.00	0.00	545,710.57	0.00	272,500.00	0.00	0.00	272,500.00	0.00	25,000.00	0.00	0.00	25,000.00	0.00	273,210.57	0.00	247,500.00
CO		28,382,000.00	0.00	28,382,000.00	28,382,000.00	0.00	0.00	0.00	28,382,000.00	781,750.00	4,100,540.00	0.00	0.00	4,882,290.00	0.00	0.00	0.00	0.00	0.00	0.00	23,499,710.00	0.00	4,882,290.00
Improvement and maintenance of information systems	310100100003000	580,410.50	0.00	580,410.50	580,410.50	0.00	0.00	0.00	580,410.50	0.00	194,190.00	0.00	0.00	194,190.00	0.00	0.00	0.00	0.00	0.00	0.00	386,220.50	0.00	194,190.00
MOOE		580,410.50	0.00	580,410.50	580,410.50	0.00	0.00	0.00	580,410.50	0.00	194,190.00	0.00	0.00	194,190.00	0.00	0.00	0.00	0.00	0.00	0.00	386,220.50	0.00	194,190.00
Library promotional, educational and cultural activities	310100100004000	321,187.94	0.00	321,187.94	321,187.94	0.00	0.00	0.00	321,187.94	149,035.00	0.00	0.00	0.00	149,035.00	0.00	149,035.00	0.00	0.00	149,035.00	0.00	172,152.94	0.00	0.00
MOOE		51,187.94	0.00	51,187.94	51,187.94	0.00	0.00	0.00	51,187.94	0.00	0.00	0.00	0.00	0.00	0.00	0.00	0.00	0.00	0.00	0.00	51,187.94	0.00	0.00
CO		270,000.00	0.00	270,000.00	270,000.00	0.00	0.00	0.00	270,000.00	149,035.00	0.00	0.00	0.00	149,035.00	0.00	149,035.00	0.00	0.00	149,035.00	0.00	120,965.00	0.00	0.00


Department: Other Executive Offices
 Agency: National Library of the Philippines
 Operating Unit: < not applicable >
 Organization Code (UACS) : 26 019 0000000
 Fund Cluster: 01 Regular Agency Fund


	Current Year Appropriations
	Supplemental Appropriations
X	Continuing Appropriations


(e.g. UACS Fund Cluster: 01-Regular Agency Fund, 02-Foreign Assisted Projects Fund, 03-Special Account-Locally Funded/Domestic Grants Fund, and 04-Special Account-Foreign Assisted/Foreign Grants Fund)

Particulars	UACS CODE	Appropriations			Allotments			Current Year Obligations					Current Year Disbursements					Balances						
		Authorized Appropriations	Adjustments (Transfer To/From, Realignment)	Adjusted Appropriations	Allotments Received	Adjustments (Withdrawal, Realignment)	Transfer To	Transfer From	Adjusted Total Allotments	1st Quarter Ending March 31	2nd Quarter Ending June 30	3rd Quarter Ending Sept. 30	4th Quarter Ending Dec. 31	TOTAL	1st Quarter Ending March 31	2nd Quarter Ending June 30	3rd Quarter Ending Sept. 30	4th Quarter Ending Dec. 31	TOTAL	Unreleased Appro	Unobligated Allotments	Unpaid Obligations		
																						Due and Demandable	Not Yet Due and Demandable	
1	2	3	4	5=(3+4)	6	7	8	9	10=[(6+)-(7)-8+9]	11	12	13	14	15=(11+12+13+14)	16	17	18	19	20=(16+17+18+19)	21=(5-10)	22=(10-15)	23	24	
Research and publication of library and information, sources, services, methods and practices	3101001000000000	190,267.18	0.00	190,267.18	190,267.18	0.00	0.00	0.00	190,267.18	0.00	0.00	0.00	0.00	0.00	0.00	0.00	0.00	0.00	0.00	0.00	0.00	190,267.18	0.00	0.00
MOOE		190,267.18	0.00	190,267.18	190,267.18	0.00	0.00	0.00	190,267.18	0.00	0.00	0.00	0.00	0.00	0.00	0.00	0.00	0.00	0.00	0.00	0.00	190,267.18	0.00	0.00
LIBRARY EXTENSION PROGRAM		1,223,362.29	0.00	1,223,362.29	1,223,362.29	0.00	0.00	0.00	1,223,362.29	32,168.46	16,381.97	0.00	0.00	48,550.43	0.00	1,350.00	0.00	0.00	1,350.00	0.00	0.00	1,174,811.86	0.00	47,200.43
Development and support to affiliated public libraries	3102001000010000	198,136.31	0.00	198,136.31	198,136.31	0.00	0.00	0.00	198,136.31	0.00	0.00	0.00	0.00	0.00	0.00	0.00	0.00	0.00	0.00	0.00	0.00	198,136.31	0.00	0.00
MOOE		198,136.31	0.00	198,136.31	198,136.31	0.00	0.00	0.00	198,136.31	0.00	0.00	0.00	0.00	0.00	0.00	0.00	0.00	0.00	0.00	0.00	0.00	198,136.31	0.00	0.00
Locally-Funded Project(s)		1,025,225.98	0.00	1,025,225.98	1,025,225.98	0.00	0.00	0.00	1,025,225.98	32,168.46	16,381.97	0.00	0.00	48,550.43	0.00	1,350.00	0.00	0.00	1,350.00	0.00	0.00	976,675.55	0.00	47,200.43
Operation of Congressional Library in Tayuman, Tondo, Manila	3102002000010000	986,587.70	0.00	986,587.70	986,587.70	0.00	0.00	0.00	986,587.70	24,998.46	16,381.97	0.00	0.00	41,380.43	0.00	0.00	0.00	0.00	0.00	0.00	0.00	945,207.27	0.00	41,380.43
MOOE		986,587.70	0.00	986,587.70	986,587.70	0.00	0.00	0.00	986,587.70	24,998.46	16,381.97	0.00	0.00	41,380.43	0.00	0.00	0.00	0.00	0.00	0.00	0.00	945,207.27	0.00	41,380.43
Operation of Congressional Library in Balibisan, Bohol	3102002000020000	3,072.54	0.00	3,072.54	3,072.54	0.00	0.00	0.00	3,072.54	2,430.00	0.00	0.00	0.00	2,430.00	0.00	0.00	0.00	0.00	0.00	0.00	0.00	642.54	0.00	2,430.00
MOOE		3,072.54	0.00	3,072.54	3,072.54	0.00	0.00	0.00	3,072.54	2,430.00	0.00	0.00	0.00	2,430.00	0.00	0.00	0.00	0.00	0.00	0.00	0.00	642.54	0.00	2,430.00
Operation of Batanes Provincial Library in Basco, Batanes	3102002000030000	35,565.74	0.00	35,565.74	35,565.74	0.00	0.00	0.00	35,565.74	4,740.00	0.00	0.00	0.00	4,740.00	0.00	1,350.00	0.00	0.00	1,350.00	0.00	0.00	30,825.74	0.00	3,390.00
MOOE		35,565.74	0.00	35,565.74	35,565.74	0.00	0.00	0.00	35,565.74	4,740.00	0.00	0.00	0.00	4,740.00	0.00	1,350.00	0.00	0.00	1,350.00	0.00	0.00	30,825.74	0.00	3,390.00
Sub-Total, Operations		31,875,409.44	0.00	31,875,409.44	31,875,409.44	0.00	0.00	0.00	31,875,409.44	1,030,810.46	4,583,611.97	0.00	0.00	5,614,422.43	0.00	243,242.00	0.00	0.00	243,242.00	0.00	0.00	26,260,987.01	0.00	5,371,180.43
PS		0.00	0.00	0.00	0.00	0.00	0.00	0.00	0.00	0.00	0.00	0.00	0.00	0.00	0.00	0.00	0.00	0.00	0.00	0.00	0.00	0.00	0.00	0.00
MOOE		3,172,409.44	0.00	3,172,409.44	3,172,409.44	0.00	0.00	0.00	3,172,409.44	100,025.46	483,071.97	0.00	0.00	583,097.43	0.00	94,207.00	0.00	0.00	94,207.00	0.00	0.00	2,589,312.01	0.00	488,890.43
FinEx (if Applicable)		0.00	0.00	0.00	0.00	0.00	0.00	0.00	0.00	0.00	0.00	0.00	0.00	0.00	0.00	0.00	0.00	0.00	0.00	0.00	0.00	0.00	0.00	0.00
CO		28,703,000.00	0.00	28,703,000.00	28,703,000.00	0.00	0.00	0.00	28,703,000.00	930,785.00	4,100,540.00	0.00	0.00	5,031,325.00	0.00	149,035.00	0.00	0.00	149,035.00	0.00	0.00	23,871,875.00	0.00	4,882,290.00
GRAND TOTAL		47,233,736.11	0.00	47,233,736.11	47,233,736.11	0.00	0.00	0.00	47,233,736.11	10,939,072.96	6,820,705.97	0.00	0.00	17,759,778.93	134,400.00	3,996,234.50	0.00	0.00	3,730,634.50	0.00	0.00	29,473,957.18	0.00	14,029,144.43
PS		0.00	0.00	0.00	0.00	0.00	0.00	0.00	0.00	0.00	0.00	0.00	0.00	0.00	0.00	0.00	0.00	0.00	0.00	0.00	0.00	0.00	0.00	0.00
MOOE		15,161,635.25	0.00	15,161,635.25	15,161,635.25	0.00	0.00	0.00	15,161,635.25	9,044,297.96	553,071.97	0.00	0.00	9,597,369.93	134,400.00	2,483,209.50	0.00	0.00	2,617,609.50	0.00	0.00	5,564,265.32	0.00	6,979,760.43
FinEx (if Applicable)		0.00	0.00	0.00	0.00	0.00	0.00	0.00	0.00	0.00	0.00	0.00	0.00	0.00	0.00	0.00	0.00	0.00	0.00	0.00	0.00	0.00	0.00	0.00
CO		32,072,100.86	0.00	32,072,100.86	32,072,100.86	0.00	0.00	0.00	32,072,100.86	1,894,775.00	6,267,634.00	0.00	0.00	8,162,409.00	0.00	1,113,025.00	0.00	0.00	1,113,025.00	0.00	0.00	23,909,691.86	0.00	7,049,384.00

Certified Correct:

 Marvin S. Vanguardia
 Administrative Officer V
 Date:

Certified Correct:

 Geraldine V. Guisando
 Accountant III
 Date:

Recommending Approval:

 Fe B. Basagra
 Chief Administrative Officer
 Date:

Approved By:

 Cesar Gilbert Q. Adriano
 Agency Head
 Date: