



In following-up, pls. cite DMS ref #
2020-BB-0099123

REPUBLIC OF THE PHILIPPINES
DEPARTMENT OF BUDGET AND MANAGEMENT
GENERAL SOLANO STREET, SAN MIGUEL, MANILA

ACKNOWLEDGEMENT RECEIPT

The **DEPARTMENT OF BUDGET AND MANAGEMENT** hereby acknowledges the receipt of your letter/request which has been uploaded to the DBM-Document Management System and routed to the appropriate office/s with the following information:

Sender: NLP - CONGRESS - PERSONAL DELIVERY

Document Title: NLP-SUBMISSION OF BFARs FOR THE 2ND QUARTER AND 3RD QUARTER OF FY 2020

Document Reference No: 2020-BB-0099123

Date and Time Uploaded: Tuesday, November 3, 2020 11:09:26 AM

Uploaded By: RECEIVING EDUARD

Routed To: BMB-B Ely Fernandez


CC:

Total no of pages received: 1 copy and 14 pages

The determination of the completeness of the documentary requirements submitted, if any, is subject to the evaluation of the technical person in charge.

This receipt is system generated and does not require signature.

Received by:



DOCUMENT
MANAGEMENT
SYSTEM



Republic of the Philippines
NATIONAL LIBRARY OF THE PHILIPPINES
Office of the Director

October 23, 2020

HON. WENDEL E. AVISADO

Acting Secretary
Department of Budget and Management
Manila

Dear Secretary Avisado:

We are pleased to submit the following Financial Accountability Reports (BFAR's) for the 2nd Quarter and 3rd Quarter of FY 2020 namely:

1. Statement of Appropriations, Allotments, Obligations, Disbursement and Balances (FAR 1)
 - Current and Continuing Appropriations (2nd Quarter)
2. Summary of Appropriations, Allotments, Obligations and Balances by Expenditures (FAR 1-A)
 - Current and Continuing Appropriations (2nd Quarter)
3. Quarterly Physical Report of Operation BAR 1 (2nd Quarter)
4. List of Allotment and Sub-Allotment FAR 1B (3rd Quarter)

Thank you and More Power!

Very truly yours,


CESAR GILBERT Q. ADRIANO
Director IV



FILE COPY
BUDGET SECTION

Republic of the Philippines
NATIONAL LIBRARY OF THE PHILIPPINES
Office of the Director

October 23, 2020

RAQUEL P. LAUDE

Director III

Legislative Budget Research and Monitoring Office (LBRMO)
Senate of the Philippines

Dear Director Laude:

We are pleased to submit the following Financial Accountability Reports (BFAR's) for the 2nd Quarter and 3rd Quarter of FY 2020 namely:


1. Statement of Appropriations, Allotments, Obligations, Disbursement and Balances (FAR 1)
 - Current and Continuing Appropriations (2nd Quarter)
2. Summary of Appropriations, Allotments, Obligations and Balances by Expenditures (FAR 1-A)
 - Current and Continuing Appropriations (2nd Quarter)
3. Quarterly Physical Report of Operation BAR 1 (2nd Quarter)
4. List of Allotment and Sub-Allotment FAR 1B (3rd Quarter)

Thank you and More Power!

Very truly yours,



CESAR GILBERT Q. ADRIANO
Director IV


Eric Mangaliman
11-03-2020
10:01 am

STATEMENT OF APPROPRIATIONS, ALLOTMENTS, OBLIGATIONS, DISBURSEMENTS AND BALANCES

As at the Quarter Ending June 30, 2020

Department : Other Executive Offices
 Agency/Entity : National Library of the Philippines
 Operating Unit : < not applicable >
 Organization Code : 26 019 0000000
 Fund Cluster : 01 Regular Agency Fund

X	Current Year Appropriations
	Supplemental
	Continuing Appropriations

(e.g. UACS Fund Cluster: 01-Regular Agency Fund, 02-Foreign Assisted Projects Fund, 03-Special Account-Locally Funded/Domestic Grants Fund, and 04-Special Account-Foreign Assisted/Foreign Grants Fund)

Particulars	UACS CODE	Appropriations			Allotments			Current Year Obligations					Current Year Disbursements					Balances					
		Authorized Appropriations	Adjustments (Transfer To/From, Modifications/)	Adjusted Appropriations	Allotments Received	Adjustments (Reductions, Modifications/ Augmentations)	Transfer To	Transfer From	Adjusted Total Allotments	1st Quarter Ending March 31	2nd Quarter Ending June 30	3rd Quarter Ending Sept. 30	4th Quarter Ending Dec. 31	TOTAL	1st Quarter Ending March 31	2nd Quarter Ending June 30	3rd Quarter Ending Sept. 30	4th Quarter Ending Dec. 31	TOTAL	Unreleased Appro	Unobligated Allotments	Unpaid Obligations (15-20)=(23+24)	
		3	4	5=(3+4)	6	7	8	9	10=[(6+(-)7)-8+9]	11	12	13	14	15=(11+12+13+14)	16	17	18	19	20=(16+17+18+19)	21	22	23	24
I. Agency Specific Budget		222,794,000.00	(50,642,000.00)	172,152,000.00	172,152,000.00	0.00	0.00	0.00	172,152,000.00	29,693,696.36	54,478,068.73	0.00	0.00	84,171,765.09	24,620,189.56	21,537,446.91	0.00	0.00	46,157,636.47	0.00	87,980,234.91	0.00	38,014,128.62
General Administration and Support	10000000000000	139,929,000.00	(50,642,000.00)	89,287,000.00	89,287,000.00	0.00	0.00	0.00	89,287,000.00	9,682,648.09	43,144,068.72	0.00	0.00	52,826,716.81	7,466,193.75	10,121,604.26	0.00	0.00	17,587,798.01	0.00	36,460,283.19	0.00	35,238,918.80
General Management and Supervision	100000100001000	137,529,000.00	(50,642,000.00)	86,887,000.00	86,887,000.00	0.00	0.00	0.00	86,887,000.00	9,682,648.09	43,144,068.72	0.00	0.00	52,826,716.81	7,466,193.75	10,121,604.26	0.00	0.00	17,587,798.01	0.00	34,060,283.19	0.00	35,238,918.80
PS		12,691,000.00	0.00	12,691,000.00	12,691,000.00	0.00	0.00	0.00	12,691,000.00	4,027,878.06	3,126,998.61	0.00	0.00	7,154,876.67	4,027,878.06	2,691,803.71	0.00	0.00	6,719,681.77	0.00	5,536,123.33	0.00	435,194.90
MOOE		50,638,000.00	(15,642,000.00)	34,996,000.00	34,996,000.00	0.00	0.00	0.00	34,996,000.00	5,654,770.03	5,030,070.11	0.00	0.00	10,684,840.14	3,438,315.69	2,195,250.55	0.00	0.00	5,633,566.24	0.00	24,311,159.86	0.00	5,051,273.90
CO		74,200,000.00	(35,000,000.00)	39,200,000.00	39,200,000.00	0.00	0.00	0.00	39,200,000.00	0.00	34,987,000.00	0.00	0.00	34,987,000.00	0.00	5,234,550.00	0.00	0.00	5,234,550.00	0.00	4,213,000.00	0.00	29,752,450.00
Administration of Personnel Benefits	100000100002000	2,400,000.00	0.00	2,400,000.00	2,400,000.00	0.00	0.00	0.00	2,400,000.00	0.00	0.00	0.00	0.00	0.00	0.00	0.00	0.00	0.00	0.00	0.00	2,400,000.00	0.00	0.00
PS		2,400,000.00	0.00	2,400,000.00	2,400,000.00	0.00	0.00	0.00	2,400,000.00	0.00	0.00	0.00	0.00	0.00	0.00	0.00	0.00	0.00	0.00	0.00	2,400,000.00	0.00	0.00
Sub-Total, General Administration and Support		139,929,000.00	(50,642,000.00)	89,287,000.00	89,287,000.00	0.00	0.00	0.00	89,287,000.00	9,682,648.09	43,144,068.72	0.00	0.00	52,826,716.81	7,466,193.75	10,121,604.26	0.00	0.00	17,587,798.01	0.00	36,460,283.19	0.00	35,238,918.80
PS		15,091,000.00	0.00	15,091,000.00	15,091,000.00	0.00	0.00	0.00	15,091,000.00	4,027,878.06	3,126,998.61	0.00	0.00	7,154,876.67	4,027,878.06	2,691,803.71	0.00	0.00	6,719,681.77	0.00	7,936,123.33	0.00	435,194.90
MOOE		50,638,000.00	(15,642,000.00)	34,996,000.00	34,996,000.00	0.00	0.00	0.00	34,996,000.00	5,654,770.03	5,030,070.11	0.00	0.00	10,684,840.14	3,438,315.69	2,195,250.55	0.00	0.00	5,633,566.24	0.00	24,311,159.86	0.00	5,051,273.90
FinEx (if Applicable)		0.00	0.00	0.00	0.00	0.00	0.00	0.00	0.00	0.00	0.00	0.00	0.00	0.00	0.00	0.00	0.00	0.00	0.00	0.00	0.00	0.00	0.00
CO		74,200,000.00	(35,000,000.00)	39,200,000.00	39,200,000.00	0.00	0.00	0.00	39,200,000.00	0.00	34,987,000.00	0.00	0.00	34,987,000.00	0.00	5,234,550.00	0.00	0.00	5,234,550.00	0.00	4,213,000.00	0.00	29,752,450.00
Operations	30000000000000	82,865,000.00	0.00	82,865,000.00	82,865,000.00	0.00	0.00	0.00	82,865,000.00	20,011,048.27	11,334,000.01	0.00	0.00	31,345,048.28	17,153,995.81	11,415,842.65	0.00	0.00	28,569,838.46	0.00	51,519,951.72	0.00	2,775,209.82
OO: Collection, access, and preservation of library resources increased		82,865,000.00	0.00	82,865,000.00	82,865,000.00	0.00	0.00	0.00	82,865,000.00	20,011,048.27	11,334,000.01	0.00	0.00	31,345,048.28	17,153,995.81	11,415,842.65	0.00	0.00	28,569,838.46	0.00	51,519,951.72	0.00	2,775,209.82
NATIONAL LIBRARY PROGRAM		70,054,000.00	0.00	70,054,000.00	70,054,000.00	0.00	0.00	0.00	70,054,000.00	17,124,983.50	9,217,323.45	0.00	0.00	26,342,306.95	14,863,109.10	9,707,962.45	0.00	0.00	24,571,071.55	0.00	43,711,693.05	0.00	1,771,235.40
Acquisition, organization and access of library materials	310100100001000	29,221,000.00	0.00	29,221,000.00	29,221,000.00	0.00	0.00	0.00	29,221,000.00	7,047,617.04	3,984,050.84	0.00	0.00	11,031,667.88	5,907,637.26	4,248,479.84	0.00	0.00	10,156,117.10	0.00	18,189,332.12	0.00	875,550.78
PS		20,046,000.00	0.00	20,046,000.00	20,046,000.00	0.00	0.00	0.00	20,046,000.00	5,357,206.64	3,981,026.84	0.00	0.00	9,338,233.48	5,357,206.64	3,915,026.84	0.00	0.00	9,272,233.48	0.00	10,707,766.52	0.00	66,000.00
MOOE		9,175,000.00	0.00	9,175,000.00	9,175,000.00	0.00	0.00	0.00	9,175,000.00	1,690,410.40	3,024.00	0.00	0.00	1,693,434.40	550,430.62	333,453.00	0.00	0.00	883,883.62	0.00	7,481,565.60	0.00	809,550.78
Preservation and conservation of Filipiana collection	310100100002000	16,490,000.00	0.00	16,490,000.00	16,490,000.00	0.00	0.00	0.00	16,490,000.00	5,025,028.80	2,515,518.60	0.00	0.00	7,540,547.40	4,660,917.12	2,696,527.60	0.00	0.00	7,357,444.72	0.00	8,949,452.60	0.00	183,102.68
PS		11,940,000.00	0.00	11,940,000.00	11,940,000.00	0.00	0.00	0.00	11,940,000.00	3,446,638.38	2,508,630.60	0.00	0.00	5,955,268.98	3,446,638.38	2,490,224.60	0.00	0.00	5,936,862.98	0.00	5,984,731.02	0.00	18,406.00
MOOE		4,550,000.00	0.00	4,550,000.00	4,550,000.00	0.00	0.00	0.00	4,550,000.00	1,578,390.42	6,888.00	0.00	0.00	1,585,278.42	1,214,278.74	206,303.00	0.00	0.00	1,420,581.74	0.00	2,964,721.58	0.00	164,686.68
Improvement and maintenance of information systems	310100100003000	13,826,000.00	0.00	13,826,000.00	13,826,000.00	0.00	0.00	0.00	13,826,000.00	2,112,167.52	1,178,792.56	0.00	0.00	3,290,960.08	1,699,460.88	941,131.56	0.00	0.00	2,640,592.44	0.00	10,535,039.92	0.00	650,367.64
PS		4,612,000.00	0.00	4,612,000.00	4,612,000.00	0.00	0.00	0.00	4,612,000.00	878,703.02	682,149.56	0.00	0.00	1,560,852.58	878,703.02	636,555.96	0.00	0.00	1,515,258.58	0.00	3,051,147.42	0.00	45,594.00
MOOE		9,214,000.00	0.00	9,214,000.00	9,214,000.00	0.00	0.00	0.00	9,214,000.00	1,233,464.50	496,643.00	0.00	0.00	1,730,107.50	820,757.86	304,576.00	0.00	0.00	1,125,333.86	0.00	7,483,892.50	0.00	604,773.64
Library promotional, educational and cultural activities	310100100004000	6,654,000.00	0.00	6,654,000.00	6,654,000.00	0.00	0.00	0.00	6,654,000.00	1,797,303.58	933,605.00	0.00	0.00	2,730,908.58	1,459,226.28	1,228,492.00	0.00	0.00	2,687,718.28	0.00	3,923,091.42	0.00	43,190.30

Department : Other Executive Offices
 Agency/Entity : National Library of the Philippines
 Operating Unit : < not applicable >
 Organization Code : 26 019 0000000
 Fund Cluster : 01 Regular Agency Fund

X	Current Year Appropriations
	Supplemental
	Continuing Appropriations

(e.g. UACS Fund Cluster: 01-Regular Agency Fund, 02-Foreign Assisted Projects Fund, 03-Special Account-Locally Funded/Domestic Grants Fund, and 04-Special Account-Foreign Assisted/Foreign Grants Fund)

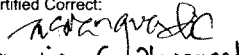
Particulars	UACS CODE	Appropriations					Allotments				Current Year Obligations					Current Year Disbursements					Balances			
		Authorized Appropriations	Adjustments (Transfer To/From, Modifications/)	Adjusted Appropriations	Allotments Received	Adjustments (Reductions, Modifications/ Augmentations/)	Transfer To	Transfer From	Adjusted Total Allotments	1st Quarter Ending March 31	2nd Quarter Ending June 30	3rd Quarter Ending Sept. 30	4th Quarter Ending Dec. 31	TOTAL	1st Quarter Ending March 31	2nd Quarter Ending June 30	3rd Quarter Ending Sept. 30	4th Quarter Ending Dec. 31	TOTAL	Unreleased Appro	Unobligated Allotments	Unpaid Obligations (15-20)=(23+24)		
																						Due and Demandable	Not Yet Due and Demandable	
1	2	3	4	5=(3+4)	6	7	8	9	10=[(6+(-)-7)-8+9]	11	12	13	14	15=(11+12+13+14)	16	17	18	19	20=(16+17+18+19)	21	22	23	24	
PS		5,787,000.00	0.00	5,787,000.00	5,787,000.00	0.00	0.00	0.00	5,787,000.00	1,361,197.58	930,581.00	0.00	0.00	2,291,778.58	1,361,197.58	914,581.00	0.00	0.00	2,275,778.58	0.00	3,495,221.42	0.00	16,000.00	
MOOE		867,000.00	0.00	867,000.00	867,000.00	0.00	0.00	0.00	867,000.00	436,106.00	3,024.00	0.00	0.00	439,130.00	98,028.70	313,911.00	0.00	0.00	411,939.70	0.00	427,870.00	0.00	27,190.30	
Research and publication of library and information, sources, services, methods and new practices	310100100005000	3,863,000.00	0.00	3,863,000.00	3,863,000.00	0.00	0.00	0.00	3,863,000.00	1,142,866.56	605,356.45	0.00	0.00	1,748,223.01	1,135,867.56	593,331.45	0.00	0.00	1,729,199.01	0.00	2,114,776.99	0.00	19,024.00	
PS		3,405,000.00	0.00	3,405,000.00	3,405,000.00	0.00	0.00	0.00	3,405,000.00	1,027,852.56	602,332.45	0.00	0.00	1,630,185.01	1,021,852.56	592,332.45	0.00	0.00	1,614,185.01	0.00	1,774,814.99	0.00	16,000.00	
MOOE		458,000.00	0.00	458,000.00	458,000.00	0.00	0.00	0.00	458,000.00	115,014.00	3,024.00	0.00	0.00	118,038.00	114,015.00	999.00	0.00	0.00	115,014.00	0.00	339,962.00	0.00	3,024.00	
LIBRARY EXTENSION PROGRAM		12,811,000.00	0.00	12,811,000.00	12,811,000.00	0.00	0.00	0.00	12,811,000.00	2,886,064.77	2,116,676.56	0.00	0.00	5,002,741.33	2,290,886.71	1,707,880.20	0.00	0.00	3,998,766.91	0.00	7,808,258.67	0.00	1,003,974.42	
Development and support to affiliated public libraries	310200100001000	9,053,000.00	0.00	9,053,000.00	9,053,000.00	0.00	0.00	0.00	9,053,000.00	1,892,100.63	1,135,016.32	0.00	0.00	3,027,116.95	1,764,994.95	1,226,485.32	0.00	0.00	2,991,480.27	0.00	6,025,883.05	0.00	35,636.68	
PS		5,490,000.00	0.00	5,490,000.00	5,490,000.00	0.00	0.00	0.00	5,490,000.00	1,551,678.63	1,129,232.32	0.00	0.00	2,680,910.95	1,551,678.63	1,109,232.32	0.00	0.00	2,660,910.95	0.00	2,809,089.05	0.00	20,000.00	
MOOE		3,563,000.00	0.00	3,563,000.00	3,563,000.00	0.00	0.00	0.00	3,563,000.00	340,422.00	5,784.00	0.00	0.00	346,206.00	213,316.32	117,253.00	0.00	0.00	330,569.32	0.00	3,216,794.00	0.00	15,636.68	
Project(s)		3,758,000.00	0.00	3,758,000.00	3,758,000.00	0.00	0.00	0.00	3,758,000.00	993,964.14	981,660.24	0.00	0.00	1,975,624.38	525,891.76	481,394.88	0.00	0.00	1,007,286.64	0.00	1,782,375.62	0.00	968,337.74	
Locally-Funded Project(s)		3,758,000.00	0.00	3,758,000.00	3,758,000.00	0.00	0.00	0.00	3,758,000.00	993,964.14	981,660.24	0.00	0.00	1,975,624.38	525,891.76	481,394.88	0.00	0.00	1,007,286.64	0.00	1,782,375.62	0.00	968,337.74	
Operation of Congressional Library in Tayuman, Tondo, Manila	310200200001000	2,160,000.00	0.00	2,160,000.00	2,160,000.00	0.00	0.00	0.00	2,160,000.00	365,245.66	981,660.24	0.00	0.00	1,346,905.90	175,005.68	269,266.88	0.00	0.00	444,272.56	0.00	813,094.10	0.00	902,633.34	
MOOE		2,160,000.00	0.00	2,160,000.00	2,160,000.00	0.00	0.00	0.00	2,160,000.00	365,245.66	981,660.24	0.00	0.00	1,346,905.90	175,005.68	269,266.88	0.00	0.00	444,272.56	0.00	813,094.10	0.00	902,633.34	
Operation of Congressional Library in Balilihan, Bohol	310200200002000	575,000.00	0.00	575,000.00	575,000.00	0.00	0.00	0.00	575,000.00	209,796.85	0.00	0.00	0.00	209,796.85	114,077.50	67,980.00	0.00	0.00	182,057.50	0.00	365,203.15	0.00	27,739.35	
MOOE		575,000.00	0.00	575,000.00	575,000.00	0.00	0.00	0.00	575,000.00	209,796.85	0.00	0.00	0.00	209,796.85	114,077.50	67,980.00	0.00	0.00	182,057.50	0.00	365,203.15	0.00	27,739.35	
Operation of Batanes Provincial Library in Basco, Batanes	310200200003000	1,023,000.00	0.00	1,023,000.00	1,023,000.00	0.00	0.00	0.00	1,023,000.00	418,921.63	0.00	0.00	0.00	418,921.63	236,808.58	144,148.00	0.00	0.00	380,956.58	0.00	604,078.37	0.00	37,965.05	
MOOE		1,023,000.00	0.00	1,023,000.00	1,023,000.00	0.00	0.00	0.00	1,023,000.00	418,921.63	0.00	0.00	0.00	418,921.63	236,808.58	144,148.00	0.00	0.00	380,956.58	0.00	604,078.37	0.00	37,965.05	
Sub-Total, Operations		82,865,000.00	0.00	82,865,000.00	82,865,000.00	0.00	0.00	0.00	82,865,000.00	20,011,048.27	11,334,000.01	0.00	0.00	31,345,048.28	17,153,995.81	11,415,842.65	0.00	0.00	28,569,838.46	0.00	51,519,951.72	0.00	2,775,209.82	
PS		51,280,000.00	0.00	51,280,000.00	51,280,000.00	0.00	0.00	0.00	51,280,000.00	13,623,276.81	9,833,952.77	0.00	0.00	23,457,229.58	13,617,276.81	9,657,952.77	0.00	0.00	23,275,229.58	0.00	27,822,770.42	0.00	182,000.00	
MOOE		31,585,000.00	0.00	31,585,000.00	31,585,000.00	0.00	0.00	0.00	31,585,000.00	6,387,771.46	1,500,047.24	0.00	0.00	7,887,818.70	3,536,719.00	1,757,889.88	0.00	0.00	5,294,608.88	0.00	23,697,181.30	0.00	2,593,209.82	
FinEx (if Applicable)		0.00	0.00	0.00	0.00	0.00	0.00	0.00	0.00	0.00	0.00	0.00	0.00	0.00	0.00	0.00	0.00	0.00	0.00	0.00	0.00	0.00	0.00	
CO		0.00	0.00	0.00	0.00	0.00	0.00	0.00	0.00	0.00	0.00	0.00	0.00	0.00	0.00	0.00	0.00	0.00	0.00	0.00	0.00	0.00	0.00	
Sub-Total, I. Agency Specific Budget		222,794,000.00	(50,642,000.00)	172,152,000.00	172,152,000.00	0.00	0.00	0.00	172,152,000.00	29,693,696.36	54,478,068.73	0.00	0.00	84,171,765.09	24,620,189.56	21,537,446.91	0.00	0.00	46,157,636.47	0.00	87,980,234.91	0.00	38,014,128.62	
PS		66,371,000.00	0.00	66,371,000.00	66,371,000.00	0.00	0.00	0.00	66,371,000.00	17,651,154.87	12,960,951.38	0.00	0.00	30,612,106.25	17,645,154.87	12,349,756.48	0.00	0.00	29,994,911.35	0.00	35,758,893.75	0.00	617,194.90	
MOOE		82,223,000.00	(15,642,000.00)	66,581,000.00	66,581,000.00	0.00	0.00	0.00	66,581,000.00	12,042,541.49	6,530,117.35	0.00	0.00	18,572,658.84	6,975,034.69	3,953,140.43	0.00	0.00	10,928,175.12	0.00	48,008,341.16	0.00	7,644,483.72	
FinEx (if Applicable)		0.00	0.00	0.00	0.00	0.00	0.00	0.00	0.00	0.00	0.00	0.00	0.00	0.00	0.00	0.00	0.00	0.00	0.00	0.00	0.00	0.00	0.00	
CO		74,200,000.00	(35,000,000.00)	39,200,000.00	39,200,000.00	0.00	0.00	0.00	39,200,000.00	0.00	34,987,000.00	0.00	0.00	34,987,000.00	0.00	5,234,550.00	0.00	0.00	5,234,550.00	0.00	4,213,000.00	0.00	29,752,450.00	
II. Automatic Appropriations		5,819,000.00	(4,307,750.00)	1,511,250.00	5,875,500.00	(4,364,250.00)	0.00	0.00	1,511,250.00	910,517.23	459,339.24	0.00	0.00	1,369,856.47	910,517.23	459,339.24	0.00	0.00	1,369,856.47	0.00	141,393.53	0.00	0.00	
Specific Budgets of National Government Agencies		5,819,000.00	(4,307,750.00)	1,511,250.00	5,875,500.00	(4,364,250.00)	0.00	0.00	1,511,250.00	910,517.23	459,339.24	0.00	0.00	1,369,856.47	910,517.23	459,339.24	0.00	0.00	1,369,856.47	0.00	141,393.53	0.00	0.00	
Retirement and Life Insurance Premiums		5,819,000.00	(4,307,750.00)	1,511,250.00	5,875,500.00	(4,364,250.00)	0.00	0.00	1,511,250.00	910,517.23	459,339.24	0.00	0.00	1,369,856.47	910,517.23	459,339.24	0.00	0.00	1,369,856.47	0.00	141,393.53	0.00	0.00	

Department : Other Executive Offices
 Agency/Entity : National Library of the Philippines
 Operating Unit : < not applicable >
 Organization Code : 26 019 000000
 Fund Cluster : 01 Regular Agency Fund

X	Current Year Appropriations
	Supplemental
	Continuing Appropriations


(e.g. UACS Fund Cluster: 01-Regular Agency Fund, 02-Foreign Assisted Projects Fund, 03-Special Account-Locally Funded/Domestic Grants Fund, and 04-Special Account-Foreign Assisted/Foreign Grants Fund)

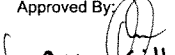
Particulars	UACS CODE	Appropriations			Allotments			Current Year Obligations					Current Year Disbursements					Balances					
		Authorized Appropriations	Adjustments (Transfer To/From, Modifications/)	Adjusted Appropriations	Allotments Received	Adjustments (Reductions, Modifications/ Augmentations)	Transfer To	Transfer From	Adjusted Total Allotments	1st Quarter Ending March 31	2nd Quarter Ending June 30	3rd Quarter Ending Sept. 30	4th Quarter Ending Dec. 31	TOTAL	1st Quarter Ending March 31	2nd Quarter Ending June 30	3rd Quarter Ending Sept. 30	4th Quarter Ending Dec. 31	TOTAL	Unreleased Appro	Unobligated Allotments	Unpaid Obligations (15-20)=(23+24)	
		3	4	5=(3+4)	6	7	8	9	10=[(6+(-)7)-8+9]	11	12	13	14	15=(11+12+13+14)	16	17	18	19	20=(16+17+18+19)	21	22	23	24
PS		5,819,000.00	(4,307,750.00)	1,511,250.00	5,875,500.00	(4,364,250.00)	0.00	0.00	1,511,250.00	910,517.23	459,339.24	0.00	0.00	1,369,856.47	910,517.23	459,339.24	0.00	0.00	1,369,856.47	0.00	141,393.53	0.00	0.00
Sub-Total II. Automatic Appropriations		5,819,000.00	(4,307,750.00)	1,511,250.00	5,875,500.00	(4,364,250.00)	0.00	0.00	1,511,250.00	910,517.23	459,339.24	0.00	0.00	1,369,856.47	910,517.23	459,339.24	0.00	0.00	1,369,856.47	0.00	141,393.53	0.00	0.00
PS		5,819,000.00	(4,307,750.00)	1,511,250.00	5,875,500.00	(4,364,250.00)	0.00	0.00	1,511,250.00	910,517.23	459,339.24	0.00	0.00	1,369,856.47	910,517.23	459,339.24	0.00	0.00	1,369,856.47	0.00	141,393.53	0.00	0.00
MOOE		0.00	0.00	0.00	0.00	0.00	0.00	0.00	0.00	0.00	0.00	0.00	0.00	0.00	0.00	0.00	0.00	0.00	0.00	0.00	0.00	0.00	0.00
FinEx		0.00	0.00	0.00	0.00	0.00	0.00	0.00	0.00	0.00	0.00	0.00	0.00	0.00	0.00	0.00	0.00	0.00	0.00	0.00	0.00	0.00	0.00
CO		0.00	0.00	0.00	0.00	0.00	0.00	0.00	0.00	0.00	0.00	0.00	0.00	0.00	0.00	0.00	0.00	0.00	0.00	0.00	0.00	0.00	0.00
III. Special Purpose Fund		0.00	4,430,000.00	4,430,000.00	0.00	4,430,000.00	0.00	0.00	4,430,000.00	0.00	0.00	0.00	0.00	0.00	0.00	0.00	0.00	0.00	0.00	0.00	4,430,000.00	0.00	0.00
Miscellaneous Personnel Benefits Fund		0.00	4,430,000.00	4,430,000.00	0.00	4,430,000.00	0.00	0.00	4,430,000.00	0.00	0.00	0.00	0.00	0.00	0.00	0.00	0.00	0.00	0.00	0.00	4,430,000.00	0.00	0.00
PS		0.00	4,430,000.00	4,430,000.00	0.00	4,430,000.00	0.00	0.00	4,430,000.00	0.00	0.00	0.00	0.00	0.00	0.00	0.00	0.00	0.00	0.00	0.00	4,430,000.00	0.00	0.00
Sub-Total III. Special Purpose Fund		0.00	4,430,000.00	4,430,000.00	0.00	4,430,000.00	0.00	0.00	4,430,000.00	0.00	0.00	0.00	0.00	0.00	0.00	0.00	0.00	0.00	0.00	0.00	4,430,000.00	0.00	0.00
PS		0.00	4,430,000.00	4,430,000.00	0.00	4,430,000.00	0.00	0.00	4,430,000.00	0.00	0.00	0.00	0.00	0.00	0.00	0.00	0.00	0.00	0.00	0.00	4,430,000.00	0.00	0.00
MOOE		0.00	0.00	0.00	0.00	0.00	0.00	0.00	0.00	0.00	0.00	0.00	0.00	0.00	0.00	0.00	0.00	0.00	0.00	0.00	0.00	0.00	0.00
FinEx		0.00	0.00	0.00	0.00	0.00	0.00	0.00	0.00	0.00	0.00	0.00	0.00	0.00	0.00	0.00	0.00	0.00	0.00	0.00	0.00	0.00	0.00
CO		0.00	0.00	0.00	0.00	0.00	0.00	0.00	0.00	0.00	0.00	0.00	0.00	0.00	0.00	0.00	0.00	0.00	0.00	0.00	0.00	0.00	0.00
GRAND TOTAL		228,613,000.00	(50,519,750.00)	178,093,250.00	178,027,500.00	65,750.00	0.00	0.00	178,093,250.00	30,604,213.59	54,937,407.97	0.00	0.00	85,541,621.56	25,530,706.79	21,996,786.15	0.00	0.00	47,527,492.94	0.00	92,551,628.44	0.00	38,014,128.62
PS		72,190,000.00	122,250.00	72,312,250.00	72,246,500.00	65,750.00	0.00	0.00	72,312,250.00	18,561,672.10	13,420,290.62	0.00	0.00	31,981,962.72	18,555,672.10	12,809,095.72	0.00	0.00	31,364,767.82	0.00	40,330,287.28	0.00	617,194.90
MOOE		82,223,000.00	(15,642,000.00)	66,581,000.00	66,581,000.00	0.00	0.00	0.00	66,581,000.00	12,042,541.49	6,530,117.35	0.00	0.00	18,572,658.84	6,975,034.69	3,953,140.43	0.00	0.00	10,926,175.12	0.00	48,008,341.16	0.00	7,644,483.72
CO		74,200,000.00	(35,000,000.00)	39,200,000.00	39,200,000.00	0.00	0.00	0.00	39,200,000.00	0.00	34,987,000.00	0.00	0.00	34,987,000.00	0.00	5,234,550.00	0.00	0.00	5,234,550.00	0.00	4,213,000.00	0.00	29,752,450.00
Recapitulation by OO:																							
I. Agency Specific Budget		82,865,000.00	0.00	82,865,000.00	82,865,000.00	0.00	0.00	0.00	82,865,000.00	20,011,048.27	11,334,000.01	0.00	0.00	31,345,048.28	17,153,995.81	11,415,842.65	0.00	0.00	28,569,838.46	0.00	51,519,951.72	0.00	2,775,209.82
NATIONAL LIBRARY PROGRAM		70,054,000.00	0.00	70,054,000.00	70,054,000.00	0.00	0.00	0.00	70,054,000.00	17,124,983.50	9,217,323.45	0.00	0.00	26,342,306.95	14,863,109.10	9,707,962.45	0.00	0.00	24,571,071.55	0.00	43,711,693.05	0.00	1,771,235.40
LIBRARY EXTENSION PROGRAM		12,811,000.00	0.00	12,811,000.00	12,811,000.00	0.00	0.00	0.00	12,811,000.00	2,886,064.77	2,116,676.56	0.00	0.00	5,002,741.33	2,290,886.71	1,707,880.20	0.00	0.00	3,998,766.91	0.00	7,808,258.67	0.00	1,003,974.42

Certified Correct:

 Marvin S. Yanguardia
 Administrative Officer V-Budget
 Date:

Certified Correct:

 Date:

Recommending Approval:

 Fe B. Balsagre
 Chief Administrative Officer
 Date:

Approved By:

 Cesar Gilbert Q. Adriano
 Agency Head
 Date:

STATEMENT OF APPROPRIATIONS, ALLOTMENTS, OBLIGATIONS, DISBURSEMENTS AND BALANCES
As at the Quarter Ending June 30, 2020

Department: Other Executive Offices
Agency: National Library of the Philippines
Operating Unit: < not applicable >
Organization Code: 26 019 0000000
Fund Cluster: 01 Regular Agency Fund

	Current Year
	Supplemental
X	Continuing Appropriations

(e.g. UACS Fund Cluster: 01-Regular Agency Fund, 02-Foreign Assisted Projects Fund, 03-Special Account-Locally Funded/Domestic Grants Fund, and 04-Special Account-Foreign Assisted/Foreign Grants Fund)

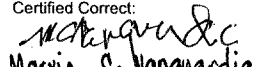
Particulars	UACS CODE	Appropriations					Allotments				Current Year Obligations					Current Year Disbursements					Balances			
		Authorized Appropriations	Adjustments (Transfer To/From, Realignment)	Adjusted Appropriations	Allotments Received	Adjustments (Withdrawal, Realignment)	Transfer To	Transfer From	Adjusted Total Allotments	1st Quarter Ending March 31	2nd Quarter Ending June 30	3rd Quarter Ending Sept. 30	4th Quarter Ending Dec. 31	TOTAL	1st Quarter Ending March 31	2nd Quarter Ending June 30	3rd Quarter Ending Sept. 30	4th Quarter Ending Dec. 31	TOTAL	Unreleased Appro	Unobligated Allotments	Unpaid Obligations (15-20)=(23+24)		
																						Due and Demandable	Not Yet Due and Demandable	
1	2	3	4	5=(3+4)	6	7	8	9	10=[(6+(-)7)-8+9]	11	12	13	14	15=(11+12+13+14)	16	17	18	19	20=(16+17+18+19)	21=(5-10)	22=(10-15)	23	24	
I. Continuing Appropriations		6,822,865.68	0.00	6,822,865.68	6,822,865.68	0.00	0.00	0.00	6,822,865.68	340,714.07	0.00	0.00	0.00	340,714.07	222,000.00	0.00	0.00	0.00	222,000.00	0.00	6,482,151.51	0.00	118,714.07	
I. Agency Specific Budget		6,822,865.68	0.00	6,822,865.68	6,822,865.68	0.00	0.00	0.00	6,822,865.68	340,714.07	0.00	0.00	0.00	340,714.07	222,000.00	0.00	0.00	0.00	222,000.00	0.00	6,482,151.51	0.00	118,714.07	
General Administration and Support	1000000000000000	3,969,753.25	0.00	3,969,753.25	3,969,753.25	0.00	0.00	0.00	3,969,753.25	63,000.00	0.00	0.00	0.00	63,000.00	63,000.00	0.00	0.00	0.00	63,000.00	0.00	3,906,753.25	0.00	0.00	
General Management and Supervision	100000100001000	3,969,753.25	0.00	3,969,753.25	3,969,753.25	0.00	0.00	0.00	3,969,753.25	63,000.00	0.00	0.00	0.00	63,000.00	63,000.00	0.00	0.00	0.00	63,000.00	0.00	3,906,753.25	0.00	0.00	
MOOE		1,938,939.25	0.00	1,938,939.25	1,938,939.25	0.00	0.00	0.00	1,938,939.25	63,000.00	0.00	0.00	0.00	63,000.00	63,000.00	0.00	0.00	0.00	63,000.00	0.00	1,875,939.25	0.00	0.00	
CO		2,030,814.00	0.00	2,030,814.00	2,030,814.00	0.00	0.00	0.00	2,030,814.00	0.00	0.00	0.00	0.00	0.00	0.00	0.00	0.00	0.00	0.00	0.00	2,030,814.00	0.00	0.00	
Sub-Total, General Administration and Support		3,969,753.25	0.00	3,969,753.25	3,969,753.25	0.00	0.00	0.00	3,969,753.25	63,000.00	0.00	0.00	0.00	63,000.00	63,000.00	0.00	0.00	0.00	63,000.00	0.00	3,906,753.25	0.00	0.00	
PS		0.00	0.00	0.00	0.00	0.00	0.00	0.00	0.00	0.00	0.00	0.00	0.00	0.00	0.00	0.00	0.00	0.00	0.00	0.00	0.00	0.00	0.00	
MOOE		1,938,939.25	0.00	1,938,939.25	1,938,939.25	0.00	0.00	0.00	1,938,939.25	63,000.00	0.00	0.00	0.00	63,000.00	63,000.00	0.00	0.00	0.00	63,000.00	0.00	1,875,939.25	0.00	0.00	
FinEx (if Applicable)		0.00	0.00	0.00	0.00	0.00	0.00	0.00	0.00	0.00	0.00	0.00	0.00	0.00	0.00	0.00	0.00	0.00	0.00	0.00	0.00	0.00	0.00	
CO		2,030,814.00	0.00	2,030,814.00	2,030,814.00	0.00	0.00	0.00	2,030,814.00	0.00	0.00	0.00	0.00	0.00	0.00	0.00	0.00	0.00	0.00	0.00	2,030,814.00	0.00	0.00	
Operations	3000000000000000	2,853,112.43	0.00	2,853,112.43	2,853,112.43	0.00	0.00	0.00	2,853,112.43	277,714.07	0.00	0.00	0.00	277,714.07	159,000.00	0.00	0.00	0.00	159,000.00	0.00	2,575,398.36	0.00	118,714.07	
OO - Collection, access, and preservation of library resources increased		2,853,112.43	0.00	2,853,112.43	2,853,112.43	0.00	0.00	0.00	2,853,112.43	277,714.07	0.00	0.00	0.00	277,714.07	159,000.00	0.00	0.00	0.00	159,000.00	0.00	2,575,398.36	0.00	118,714.07	
NATIONAL LIBRARY PROGRAM		1,893,065.97	0.00	1,893,065.97	1,893,065.97	0.00	0.00	0.00	1,893,065.97	114,000.00	0.00	0.00	0.00	114,000.00	114,000.00	0.00	0.00	0.00	114,000.00	0.00	1,779,065.97	0.00	0.00	
Acquisition, organization and access of library materials	310100100001000	1,063,277.28	0.00	1,063,277.28	1,063,277.28	0.00	0.00	0.00	1,063,277.28	45,000.00	0.00	0.00	0.00	45,000.00	45,000.00	0.00	0.00	0.00	45,000.00	0.00	1,018,277.28	0.00	0.00	
MOOE		1,063,277.28	0.00	1,063,277.28	1,063,277.28	0.00	0.00	0.00	1,063,277.28	45,000.00	0.00	0.00	0.00	45,000.00	45,000.00	0.00	0.00	0.00	45,000.00	0.00	1,018,277.28	0.00	0.00	
Preservation and conservation of Filipiana collection	310100100002000	68,934.43	0.00	68,934.43	68,934.43	0.00	0.00	0.00	68,934.43	27,000.00	0.00	0.00	0.00	27,000.00	27,000.00	0.00	0.00	0.00	27,000.00	0.00	41,934.43	0.00	0.00	
MOOE		68,934.43	0.00	68,934.43	68,934.43	0.00	0.00	0.00	68,934.43	27,000.00	0.00	0.00	0.00	27,000.00	27,000.00	0.00	0.00	0.00	27,000.00	0.00	41,934.43	0.00	0.00	
Improvement and maintenance of information systems	310100100003000	515,667.85	0.00	515,667.85	515,667.85	0.00	0.00	0.00	515,667.85	36,000.00	0.00	0.00	0.00	36,000.00	36,000.00	0.00	0.00	0.00	36,000.00	0.00	479,667.85	0.00	0.00	
MOOE		515,667.85	0.00	515,667.85	515,667.85	0.00	0.00	0.00	515,667.85	36,000.00	0.00	0.00	0.00	36,000.00	36,000.00	0.00	0.00	0.00	36,000.00	0.00	479,667.85	0.00	0.00	
Library promotional, educational and cultural activities	310100100004000	59,547.07	0.00	59,547.07	59,547.07	0.00	0.00	0.00	59,547.07	6,000.00	0.00	0.00	0.00	6,000.00	6,000.00	0.00	0.00	0.00	6,000.00	0.00	53,547.07	0.00	0.00	
MOOE		59,547.07	0.00	59,547.07	59,547.07	0.00	0.00	0.00	59,547.07	6,000.00	0.00	0.00	0.00	6,000.00	6,000.00	0.00	0.00	0.00	6,000.00	0.00	53,547.07	0.00	0.00	
Research and publication of library and information, source, services, methods and new practices	310100100005000	185,639.34	0.00	185,639.34	185,639.34	0.00	0.00	0.00	185,639.34	0.00	0.00	0.00	0.00	0.00	0.00	0.00	0.00	0.00	0.00	0.00	185,639.34	0.00	0.00	
MOOE		185,639.34	0.00	185,639.34	185,639.34	0.00	0.00	0.00	185,639.34	0.00	0.00	0.00	0.00	0.00	0.00	0.00	0.00	0.00	0.00	0.00	185,639.34	0.00	0.00	
LIBRARY EXTENSION PROGRAM		960,046.46	0.00	960,046.46	960,046.46	0.00	0.00	0.00	960,046.46	163,714.07	0.00	0.00	0.00	163,714.07	45,000.00	0.00	0.00	0.00	45,000.00	0.00	796,332.39	0.00	118,714.07	
Development and support to affiliated public libraries	310200100001000	255,090.33	0.00	255,090.33	255,090.33	0.00	0.00	0.00	255,090.33	136,714.07	0.00	0.00	0.00	136,714.07	18,000.00	0.00	0.00	0.00	18,000.00	0.00	118,376.26	0.00	118,714.07	
MOOE		255,090.33	0.00	255,090.33	255,090.33	0.00	0.00	0.00	255,090.33	136,714.07	0.00	0.00	0.00	136,714.07	18,000.00	0.00	0.00	0.00	18,000.00	0.00	118,376.26	0.00	118,714.07	

Department: Other Executive Offices
 Agency: National Library of the Philippines
 Operating Unit: < not applicable >
 Organization Code: 26 019 0000000
 Fund Cluster: 01 Regular Agency Fund

	Current Year
	Supplemental
X	Continuing Appropriations


(e.g. UACS Fund Cluster: 01-Regular Agency Fund, 02-Foreign Assisted Projects Fund, 03-Special Account-Locally Funded/Domestic Grants Fund, and 04-Special Account-Foreign Assisted/Foreign Grants Fund)


Particulars	UACS CODE	Appropriations			Allotments					Current Year Obligations					Current Year Disbursements					Balances			
		Authorized Appropriations	Adjustments (Transfer To/From, Realignment)	Adjusted Appropriations	Allotments Received	Adjustments (Withdrawal, Realignment)	Transfer To	Transfer From	Adjusted Total Allotments	1st Quarter Ending March 31	2nd Quarter Ending June 30	3rd Quarter Ending Sept. 30	4th Quarter Ending Dec. 31	TOTAL	1st Quarter Ending March 31	2nd Quarter Ending June 30	3rd Quarter Ending Sept. 30	4th Quarter Ending Dec. 31	TOTAL	Unreleased Appro	Unobligated Allotments	Unpaid Obligations (15-20)=(23+24)	
		3	4	5=(3+4)	6	7	8	9	10=[(6+(-)7)-8+9]	11	12	13	14	15=(11+12+13+14)	16	17	18	19	20=(16+17+18+19)	21=(5-10)	22=(10-15)	23	24
Locally-Funded Project(s)		704,956.13	0.00	704,956.13	704,956.13	0.00	0.00	0.00	704,956.13	27,000.00	0.00	0.00	0.00	27,000.00	27,000.00	0.00	0.00	0.00	27,000.00	0.00	677,956.13	0.00	0.00
Operation of Congressional Library in Tayuman, Tondo, Manila	310200200001000	336,696.02	0.00	336,696.02	336,696.02	0.00	0.00	0.00	336,696.02	15,000.00	0.00	0.00	0.00	15,000.00	15,000.00	0.00	0.00	0.00	15,000.00	0.00	321,696.02	0.00	0.00
MOOE		336,696.02	0.00	336,696.02	336,696.02	0.00	0.00	0.00	336,696.02	15,000.00	0.00	0.00	0.00	15,000.00	15,000.00	0.00	0.00	0.00	15,000.00	0.00	321,696.02	0.00	0.00
Operation of Congressional Library in Balilihan, Bohol	310200200002000	2,577.36	0.00	2,577.36	2,577.36	0.00	0.00	0.00	2,577.36	0.00	0.00	0.00	0.00	0.00	0.00	0.00	0.00	0.00	0.00	0.00	2,577.36	0.00	0.00
MOOE		2,577.36	0.00	2,577.36	2,577.36	0.00	0.00	0.00	2,577.36	0.00	0.00	0.00	0.00	0.00	0.00	0.00	0.00	0.00	0.00	0.00	2,577.36	0.00	0.00
Operation of Batanes Provincial Library in Basco, Batanes	310200200003000	365,682.75	0.00	365,682.75	365,682.75	0.00	0.00	0.00	365,682.75	12,000.00	0.00	0.00	0.00	12,000.00	12,000.00	0.00	0.00	0.00	12,000.00	0.00	353,682.75	0.00	0.00
MOOE		365,682.75	0.00	365,682.75	365,682.75	0.00	0.00	0.00	365,682.75	12,000.00	0.00	0.00	0.00	12,000.00	12,000.00	0.00	0.00	0.00	12,000.00	0.00	353,682.75	0.00	0.00
Sub-Total, Operations		2,853,112.43	0.00	2,853,112.43	2,853,112.43	0.00	0.00	0.00	2,853,112.43	277,714.07	0.00	0.00	0.00	277,714.07	159,000.00	0.00	0.00	0.00	159,000.00	0.00	2,575,398.36	0.00	118,714.07
PS		0.00	0.00	0.00	0.00	0.00	0.00	0.00	0.00	0.00	0.00	0.00	0.00	0.00	0.00	0.00	0.00	0.00	0.00	0.00	0.00	0.00	0.00
MOOE		2,853,112.43	0.00	2,853,112.43	2,853,112.43	0.00	0.00	0.00	2,853,112.43	277,714.07	0.00	0.00	0.00	277,714.07	159,000.00	0.00	0.00	0.00	159,000.00	0.00	2,575,398.36	0.00	118,714.07
FinEx (if Applicable)		0.00	0.00	0.00	0.00	0.00	0.00	0.00	0.00	0.00	0.00	0.00	0.00	0.00	0.00	0.00	0.00	0.00	0.00	0.00	0.00	0.00	0.00
CO		0.00	0.00	0.00	0.00	0.00	0.00	0.00	0.00	0.00	0.00	0.00	0.00	0.00	0.00	0.00	0.00	0.00	0.00	0.00	0.00	0.00	0.00
GRAND TOTAL		6,822,865.68	0.00	6,822,865.68	6,822,865.68	0.00	0.00	0.00	6,822,865.68	340,714.07	0.00	0.00	0.00	340,714.07	222,000.00	0.00	0.00	0.00	222,000.00	0.00	6,482,151.61	0.00	118,714.07
PS		0.00	0.00	0.00	0.00	0.00	0.00	0.00	0.00	0.00	0.00	0.00	0.00	0.00	0.00	0.00	0.00	0.00	0.00	0.00	0.00	0.00	0.00
MOOE		4,792,051.68	0.00	4,792,051.68	4,792,051.68	0.00	0.00	0.00	4,792,051.68	340,714.07	0.00	0.00	0.00	340,714.07	222,000.00	0.00	0.00	0.00	222,000.00	0.00	4,451,337.61	0.00	118,714.07
FinEx (if Applicable)		0.00	0.00	0.00	0.00	0.00	0.00	0.00	0.00	0.00	0.00	0.00	0.00	0.00	0.00	0.00	0.00	0.00	0.00	0.00	0.00	0.00	0.00
CO		2,030,814.00	0.00	2,030,814.00	2,030,814.00	0.00	0.00	0.00	2,030,814.00	0.00	0.00	0.00	0.00	0.00	0.00	0.00	0.00	0.00	0.00	0.00	2,030,814.00	0.00	0.00

Certified Correct:

 Marvin S. Vanguardia
 Administrative Officer V- Budget
 Date:

Certified Correct:

 Date:

Recommending Approval:

 Fe B. Basadre
 Chief Administrative Officer
 Date:

Approved By:

 Cesar Gilbert G. Adriano
 Agency Head
 Date: