



In following-up, pls. cite DMS ref #  
**2021-BB-0049849**

REPUBLIC OF THE PHILIPPINES  
**DEPARTMENT OF BUDGET AND MANAGEMENT**  
GENERAL SOLANO STREET, SAN MIGUEL, MANILA

**ACKNOWLEDGEMENT RECEIPT**

The **DEPARTMENT OF BUDGET AND MANAGEMENT** hereby acknowledges the receipt of your letter/request which has been uploaded to the DBM-Document Management System and routed to the appropriate office/s with the following information:

Sender: NLP - PERSONAL DELIVERY

Document Title: NLP-SUBMISSION OF BFARs FOR THE 1st QUARTER OF FY 2021

Document Reference No: 2021-BB-0049849

Date and Time Uploaded: Wednesday, May 12, 2021 11:15:47 AM

Uploaded By: CRD RECEIVING RACHEL ANN

Routed To: BMB-B Ely Fernandez


CC:

Total no of pages received: 1 copy and 1 page

The determination of the completeness of the documentary requirements submitted, if any, is subject to the evaluation of the technical person in charge.

This receipt is system generated and does not require signature.

Received by:



DOCUMENT  
MANAGEMENT  
SYSTEM



FILE COPY

Republic of the Philippines  
**NATIONAL LIBRARY OF THE PHILIPPINES**  
*Office of the Director*

---

**May 05, 2021**

**HON. WENDEL E. AVISADO**

Acting Secretary  
Department of Budget and Management  
Manila


**Dear Secretary Avisado:**

We are pleased to submit the following Financial Accountability Reports (BFAR's) for the 1<sup>st</sup> Quarter of FY 2021:

1. Statement of Appropriations, Allotments, Obligations, Disbursement and Balances Current and Continuing Appropriations (FAR 1) (March 31, 2021)
2. Summary of Appropriations, Allotments, Obligations and Balances by Expenditures Current and Continuing Appropriations (FAR 1A) (March 31, 2021)
3. Monthly Report of Disbursements FAR 4 (January, February, March 31, 2021)
4. Quarterly Physical Report of Operation BAR 1 (March 31, 2021)
5. List of Allotment and Sub-Allotment FAR 1B (March 31, 2021)

Thank you!

Very truly yours,

  
**CESAR GILBERT Q. ADRIANO**  
Director IV



STATEMENT OF APPROPRIATIONS, ALLOTMENTS, OBLIGATIONS, DISBURSEMENTS AND BALANCES

As at the Quarter Ending March 31, 2021

Department : Other Executive Offices  
 Agency/Entity : National Library of the Philippines  
 Operating Unit : < not applicable >  
 Organization Code (UACS) : 26 019 0000000  
 Fund Cluster : 01 Regular Agency Fund

X	Current Year Appropriations
	Supplemental Appropriations
	Continuing Appropriations

(e.g. UACS Fund Cluster: 01-Regular Agency Fund, 02-Foreign Assisted Projects Fund, 03-Special Account-Locally Funded/Domestic Grants Fund, and 04-Special Account-Foreign Assisted/Foreign Grants Fund)

Particulars	UACS CODE	Appropriations			Allotments			Current Year Obligations							Current Year Disbursements				Balances				
		Authorized Appropriations	Adjustments (Transfer To/From, Modifications/)	Adjusted Appropriations	Allotments Received	Adjustments (Reductions, Modifications/)	Transfer To	Transfer From	Adjusted Total Allotments	1st Quarter Ending March 31	2nd Quarter Ending June 30	3rd Quarter Ending Sept. 30	4th Quarter Ending Dec. 31	TOTAL	1st Quarter Ending March 31	2nd Quarter Ending June 30	3rd Quarter Ending Sept. 30	4th Quarter Ending Dec. 31	TOTAL	Unreleased Appro	Unobligated Allotments	Unpaid Obligations	
																						Due and Demandable	Not Yet Due and Demandable
1	2	3	4	5=(3+4)	6	7	8	9	10=[(6+(-)7)-8+9]	11	12	13	14	15=(11+12+13+14)	16	17	18	19	20=(16+17+18+19)	21	22	23	24
Agency Specific Budget		183,030,000.00	0.00	183,030,000.00	183,030,000.00	0.00	0.00	0.00	183,030,000.00	29,577,785.95	0.00	0.00	0.00	29,577,785.95	18,426,565.95	0.00	0.00	0.00	18,426,565.95	0.00	153,452,214.05	0.00	11,151,220.00
General Administration and Support	1000000000000000	71,506,000.00	0.00	71,506,000.00	71,506,000.00	0.00	0.00	0.00	71,506,000.00	7,736,645.68	0.00	0.00	0.00	7,736,645.68	4,735,887.11	0.00	0.00	0.00	4,735,887.11	0.00	63,769,354.32	0.00	3,000,758.57
General Management and Supervision	100000100001000	69,841,000.00	0.00	69,841,000.00	69,841,000.00	0.00	0.00	0.00	69,841,000.00	6,909,714.56	0.00	0.00	0.00	6,909,714.56	4,735,887.11	0.00	0.00	0.00	4,735,887.11	0.00	62,931,285.44	0.00	2,173,827.45
PS		13,917,000.00	0.00	13,917,000.00	13,917,000.00	0.00	0.00	0.00	13,917,000.00	3,600,441.44	0.00	0.00	0.00	3,600,441.44	3,600,441.44	0.00	0.00	0.00	3,600,441.44	0.00	10,316,558.56	0.00	0.00
MOOE		53,947,000.00	0.00	53,947,000.00	53,947,000.00	0.00	0.00	0.00	53,947,000.00	3,309,273.12	0.00	0.00	0.00	3,309,273.12	1,135,445.67	0.00	0.00	0.00	1,135,445.67	0.00	50,637,726.88	0.00	2,173,827.45
CO		1,977,000.00	0.00	1,977,000.00	1,977,000.00	0.00	0.00	0.00	1,977,000.00	0.00	0.00	0.00	0.00	0.00	0.00	0.00	0.00	0.00	0.00	0.00	1,977,000.00	0.00	0.00
Administration of Personnel Benefits	100000100002000	1,665,000.00	0.00	1,665,000.00	1,665,000.00	0.00	0.00	0.00	1,665,000.00	826,931.12	0.00	0.00	0.00	826,931.12	0.00	0.00	0.00	0.00	0.00	0.00	858,068.88	0.00	826,931.12
PS		1,665,000.00	0.00	1,665,000.00	1,665,000.00	0.00	0.00	0.00	1,665,000.00	826,931.12	0.00	0.00	0.00	826,931.12	0.00	0.00	0.00	0.00	0.00	0.00	858,068.88	0.00	826,931.12
Sub-Total, General Administration and Support		71,506,000.00	0.00	71,506,000.00	71,506,000.00	0.00	0.00	0.00	71,506,000.00	7,736,645.68	0.00	0.00	0.00	7,736,645.68	4,735,887.11	0.00	0.00	0.00	4,735,887.11	0.00	63,769,354.32	0.00	3,000,758.57
PS		15,582,000.00	0.00	15,582,000.00	15,582,000.00	0.00	0.00	0.00	15,582,000.00	4,427,372.56	0.00	0.00	0.00	4,427,372.56	3,600,441.44	0.00	0.00	0.00	3,600,441.44	0.00	11,154,627.44	0.00	826,931.12
MOOE		53,947,000.00	0.00	53,947,000.00	53,947,000.00	0.00	0.00	0.00	53,947,000.00	3,309,273.12	0.00	0.00	0.00	3,309,273.12	1,135,445.67	0.00	0.00	0.00	1,135,445.67	0.00	50,637,726.88	0.00	2,173,827.45
FinEx (if Applicable)		0.00	0.00	0.00	0.00	0.00	0.00	0.00	0.00	0.00	0.00	0.00	0.00	0.00	0.00	0.00	0.00	0.00	0.00	0.00	0.00	0.00	0.00
CO		1,977,000.00	0.00	1,977,000.00	1,977,000.00	0.00	0.00	0.00	1,977,000.00	0.00	0.00	0.00	0.00	0.00	0.00	0.00	0.00	0.00	0.00	0.00	1,977,000.00	0.00	0.00
Operations	3000000000000000	111,524,000.00	0.00	111,524,000.00	111,524,000.00	0.00	0.00	0.00	111,524,000.00	21,841,140.27	0.00	0.00	0.00	21,841,140.27	13,690,678.84	0.00	0.00	0.00	13,690,678.84	0.00	89,882,859.73	0.00	8,150,461.43
OO : Collection, access, and preservation of library resources increased		111,524,000.00	0.00	111,524,000.00	111,524,000.00	0.00	0.00	0.00	111,524,000.00	21,841,140.27	0.00	0.00	0.00	21,841,140.27	13,690,678.84	0.00	0.00	0.00	13,690,678.84	0.00	89,882,859.73	0.00	8,150,461.43
NATIONAL LIBRARY PROGRAM		98,529,000.00	0.00	98,529,000.00	98,529,000.00	0.00	0.00	0.00	98,529,000.00	18,562,764.52	0.00	0.00	0.00	18,562,764.52	11,762,676.48	0.00	0.00	0.00	11,762,676.48	0.00	79,966,235.48	0.00	6,800,088.04
Acquisition, organization and access of library materials	1010100100001000	31,193,000.00	0.00	31,193,000.00	31,193,000.00	0.00	0.00	0.00	31,193,000.00	10,064,959.70	0.00	0.00	0.00	10,064,959.70	4,834,767.25	0.00	0.00	0.00	4,834,767.25	0.00	21,128,040.30	0.00	5,230,192.45
PS		19,453,000.00	0.00	19,453,000.00	19,453,000.00	0.00	0.00	0.00	19,453,000.00	4,565,838.30	0.00	0.00	0.00	4,565,838.30	4,565,838.30	0.00	0.00	0.00	4,565,838.30	0.00	14,887,161.70	0.00	0.00
MOOE		9,340,000.00	0.00	9,340,000.00	9,340,000.00	0.00	0.00	0.00	9,340,000.00	5,499,121.40	0.00	0.00	0.00	5,499,121.40	268,928.95	0.00	0.00	0.00	268,928.95	0.00	3,840,878.60	0.00	5,230,192.45
CO		2,400,000.00	0.00	2,400,000.00	2,400,000.00	0.00	0.00	0.00	2,400,000.00	0.00	0.00	0.00	0.00	0.00	0.00	0.00	0.00	0.00	0.00	0.00	2,400,000.00	0.00	0.00
Preservation and conservation of Filipiniana collections	1010100100002000	45,204,000.00	0.00	45,204,000.00	45,204,000.00	0.00	0.00	0.00	45,204,000.00	4,282,780.54	0.00	0.00	0.00	4,282,780.54	3,544,183.22	0.00	0.00	0.00	3,544,183.22	0.00	40,821,219.46	0.00	738,597.32
PS		12,972,000.00	0.00	12,972,000.00	12,972,000.00	0.00	0.00	0.00	12,972,000.00	2,444,747.09	0.00	0.00	0.00	2,444,747.09	2,444,747.09	0.00	0.00	0.00	2,444,747.09	0.00	10,527,252.91	0.00	0.00
MOOE		4,632,000.00	0.00	4,632,000.00	4,632,000.00	0.00	0.00	0.00	4,632,000.00	1,838,033.45	0.00	0.00	0.00	1,838,033.45	1,099,436.13	0.00	0.00	0.00	1,099,436.13	0.00	2,793,966.55	0.00	738,597.32
CO		27,600,000.00	0.00	27,600,000.00	27,600,000.00	0.00	0.00	0.00	27,600,000.00	0.00	0.00	0.00	0.00	0.00	0.00	0.00	0.00	0.00	0.00	0.00	27,600,000.00	0.00	0.00
Improvement and maintenance of information systems	1010100100003000	12,522,000.00	0.00	12,522,000.00	12,522,000.00	0.00	0.00	0.00	12,522,000.00	2,049,470.58	0.00	0.00	0.00	2,049,470.58	1,467,160.75	0.00	0.00	0.00	1,467,160.75	0.00	10,472,529.42	0.00	582,309.83
PS		3,142,000.00	0.00	3,142,000.00	3,142,000.00	0.00	0.00	0.00	3,142,000.00	723,589.58	0.00	0.00	0.00	723,589.58	723,589.58	0.00	0.00	0.00	723,589.58	0.00	2,418,410.42	0.00	0.00



Department : Other Executive Offices  
 Agency/Entity : National Library of the Philippines  
 Operating Unit : < not applicable >  
 Organization Code (UACS) : 26 019 0000000  
 Fund Cluster : 01 Regular Agency Fund  
 (e.g. UACS Fund Cluster: 01-Regular Agency Fund, 02-Foreign Assisted Projects Fund, 03-Special Account-Locally Funded/Domestic Grants Fund, and 04-Special Account-Foreign Assisted/Foreign Grants Fund)

X	Current Year Appropriations
	Supplemental Appropriations
	Continuing Appropriations

Particulars	UACS CODE	Appropriations			Allotments			Current Year Obligations							Current Year Disbursements				Balances				
		Authorized Appropriations	Adjustments (Transfer To/From, Modifications/)	Adjusted Appropriations	Allotments Received	Adjustments (Reductions, Modifications/)	Transfer To	Transfer From	Adjusted Total Allotments	1st Quarter Ending March 31	2nd Quarter Ending June 30	3rd Quarter Ending Sept. 30	4th Quarter Ending Dec. 31	TOTAL	1st Quarter Ending March 31	2nd Quarter Ending June 30	3rd Quarter Ending Sept. 30	4th Quarter Ending Dec. 31	TOTAL	Unreleased Appro	Unobligated Allotments	Unpaid Obligations	
																						Due and Demandable	Not Yet Due and Demandable
1	2	3	4	5=(3+4)	6	7	8	9	10=[(6+(-)7)-8+9]	11	12	13	14	15=(11+12+13+14)	16	17	18	19	20=(16+17+18+19)	21	22	23	24
MOOE		9,380,000.00	0.00	9,380,000.00	9,380,000.00	0.00	0.00	0.00	9,380,000.00	1,325,881.00	0.00	0.00	0.00	1,325,881.00	743,571.17	0.00	0.00	0.00	743,571.17	0.00	8,054,119.00	0.00	582,309.83
Library promotional, educational and cultural activities	10100100004000	5,441,000.00	0.00	5,441,000.00	5,441,000.00	0.00	0.00	0.00	5,441,000.00	1,262,706.66	0.00	0.00	0.00	1,262,706.66	1,046,718.22	0.00	0.00	0.00	1,046,718.22	0.00	4,178,293.34	0.00	215,988.44
PS		4,558,000.00	0.00	4,558,000.00	4,558,000.00	0.00	0.00	0.00	4,558,000.00	985,794.66	0.00	0.00	0.00	985,794.66	985,794.66	0.00	0.00	0.00	985,794.66	0.00	3,572,205.34	0.00	0.00
MOOE		883,000.00	0.00	883,000.00	883,000.00	0.00	0.00	0.00	883,000.00	276,912.00	0.00	0.00	0.00	276,912.00	60,923.56	0.00	0.00	0.00	60,923.56	0.00	606,088.00	0.00	215,988.44
Research and publication of library and information sources, services, methods and new practices	310100100005000	4,169,000.00	0.00	4,169,000.00	4,169,000.00	0.00	0.00	0.00	4,169,000.00	902,847.04	0.00	0.00	0.00	902,847.04	869,847.04	0.00	0.00	0.00	869,847.04	0.00	3,266,152.96	0.00	33,000.00
PS		3,703,000.00	0.00	3,703,000.00	3,703,000.00	0.00	0.00	0.00	3,703,000.00	733,849.04	0.00	0.00	0.00	733,849.04	733,849.04	0.00	0.00	0.00	733,849.04	0.00	2,969,150.96	0.00	0.00
MOOE		466,000.00	0.00	466,000.00	466,000.00	0.00	0.00	0.00	466,000.00	168,998.00	0.00	0.00	0.00	168,998.00	135,998.00	0.00	0.00	0.00	135,998.00	0.00	297,002.00	0.00	33,000.00
LIBRARY EXTENSION PROGRAM		12,995,000.00	0.00	12,995,000.00	12,995,000.00	0.00	0.00	0.00	12,995,000.00	3,278,375.75	0.00	0.00	0.00	3,278,375.75	1,928,002.36	0.00	0.00	0.00	1,928,002.36	0.00	9,716,624.25	0.00	1,350,373.39
Development and support to affiliated public libraries	10200100001000	9,170,000.00	0.00	9,170,000.00	9,170,000.00	0.00	0.00	0.00	9,170,000.00	1,679,052.48	0.00	0.00	0.00	1,679,052.48	1,473,740.23	0.00	0.00	0.00	1,473,740.23	0.00	7,490,947.52	0.00	205,312.25
PS		5,543,000.00	0.00	5,543,000.00	5,543,000.00	0.00	0.00	0.00	5,543,000.00	1,355,646.49	0.00	0.00	0.00	1,355,646.49	1,355,646.49	0.00	0.00	0.00	1,355,646.49	0.00	4,187,353.51	0.00	0.00
MOOE		3,627,000.00	0.00	3,627,000.00	3,627,000.00	0.00	0.00	0.00	3,627,000.00	323,405.99	0.00	0.00	0.00	323,405.99	118,093.74	0.00	0.00	0.00	118,093.74	0.00	3,303,594.01	0.00	205,312.25
Project(s)		3,825,000.00	0.00	3,825,000.00	3,825,000.00	0.00	0.00	0.00	3,825,000.00	1,599,323.27	0.00	0.00	0.00	1,599,323.27	454,262.13	0.00	0.00	0.00	454,262.13	0.00	2,225,676.73	0.00	1,145,061.14
Locally-Funded Project(s)		3,825,000.00	0.00	3,825,000.00	3,825,000.00	0.00	0.00	0.00	3,825,000.00	1,599,323.27	0.00	0.00	0.00	1,599,323.27	454,262.13	0.00	0.00	0.00	454,262.13	0.00	2,225,676.73	0.00	1,145,061.14
Operation of Congressional Library in Tayuman, Tondo, Manila	310200200001000	2,199,000.00	0.00	2,199,000.00	2,199,000.00	0.00	0.00	0.00	2,199,000.00	536,895.50	0.00	0.00	0.00	536,895.50	188,707.86	0.00	0.00	0.00	188,707.86	0.00	1,662,104.50	0.00	348,187.64
MOOE		2,199,000.00	0.00	2,199,000.00	2,199,000.00	0.00	0.00	0.00	2,199,000.00	536,895.50	0.00	0.00	0.00	536,895.50	188,707.86	0.00	0.00	0.00	188,707.86	0.00	1,662,104.50	0.00	348,187.64
Operation of Congressional Library in Balilihan, Bohol	10200200002000	585,000.00	0.00	585,000.00	585,000.00	0.00	0.00	0.00	585,000.00	364,790.10	0.00	0.00	0.00	364,790.10	99,945.00	0.00	0.00	0.00	99,945.00	0.00	220,209.90	0.00	264,845.10
MOOE		585,000.00	0.00	585,000.00	585,000.00	0.00	0.00	0.00	585,000.00	364,790.10	0.00	0.00	0.00	364,790.10	99,945.00	0.00	0.00	0.00	99,945.00	0.00	220,209.90	0.00	264,845.10
Operation of Batanes Provincial Library in Basco, Batanes	310200200003000	1,041,000.00	0.00	1,041,000.00	1,041,000.00	0.00	0.00	0.00	1,041,000.00	697,637.67	0.00	0.00	0.00	697,637.67	165,609.27	0.00	0.00	0.00	165,609.27	0.00	343,362.33	0.00	532,028.40
MOOE		1,041,000.00	0.00	1,041,000.00	1,041,000.00	0.00	0.00	0.00	1,041,000.00	697,637.67	0.00	0.00	0.00	697,637.67	165,609.27	0.00	0.00	0.00	165,609.27	0.00	343,362.33	0.00	532,028.40
Sub-Total, Operations		111,524,000.00	0.00	111,524,000.00	111,524,000.00	0.00	0.00	0.00	111,524,000.00	21,841,140.27	0.00	0.00	0.00	21,841,140.27	13,690,678.84	0.00	0.00	0.00	13,690,678.84	0.00	89,682,859.73	0.00	8,150,461.43
PS		49,371,000.00	0.00	49,371,000.00	49,371,000.00	0.00	0.00	0.00	49,371,000.00	10,809,465.16	0.00	0.00	0.00	10,809,465.16	10,809,465.16	0.00	0.00	0.00	10,809,465.16	0.00	38,561,534.84	0.00	0.00
MOOE		32,153,000.00	0.00	32,153,000.00	32,153,000.00	0.00	0.00	0.00	32,153,000.00	11,031,675.11	0.00	0.00	0.00	11,031,675.11	2,881,213.68	0.00	0.00	0.00	2,881,213.68	0.00	21,121,324.89	0.00	8,150,461.43
FinEx (if Applicable)		0.00	0.00	0.00	0.00	0.00	0.00	0.00	0.00	0.00	0.00	0.00	0.00	0.00	0.00	0.00	0.00	0.00	0.00	0.00	0.00	0.00	0.00
CO		30,000,000.00	0.00	30,000,000.00	30,000,000.00	0.00	0.00	0.00	30,000,000.00	0.00	0.00	0.00	0.00	0.00	0.00	0.00	0.00	0.00	0.00	0.00	30,000,000.00	0.00	0.00
Sub-Total, I. Agency Specific Budget		183,030,000.00	0.00	183,030,000.00	183,030,000.00	0.00	0.00	0.00	183,030,000.00	29,577,785.95	0.00	0.00	0.00	29,577,785.95	18,426,565.95	0.00	0.00	0.00	18,426,565.95	0.00	153,452,214.05	0.00	11,151,220.00
PS		64,953,000.00	0.00	64,953,000.00	64,953,000.00	0.00	0.00	0.00	64,953,000.00	15,236,837.72	0.00	0.00	0.00	15,236,837.72	14,409,906.60	0.00	0.00	0.00	14,409,906.60	0.00	49,716,162.28	0.00	826,931.12
MOOE		86,100,000.00	0.00	86,100,000.00	86,100,000.00	0.00	0.00	0.00	86,100,000.00	14,340,948.23	0.00	0.00	0.00	14,340,948.23	4,016,659.35	0.00	0.00	0.00	4,016,659.35	0.00	71,759,051.77	0.00	10,324,288.88
FinEx (if Applicable)		0.00	0.00	0.00	0.00	0.00	0.00	0.00	0.00	0.00	0.00	0.00	0.00	0.00	0.00	0.00	0.00	0.00	0.00	0.00	0.00	0.00	0.00
CO		31,977,000.00	0.00	31,977,000.00	31,977,000.00	0.00	0.00	0.00	31,977,000.00	0.00	0.00	0.00	0.00	0.00	0.00	0.00	0.00	0.00	0.00	0.00	31,977,000.00	0.00	0.00
II. Automatic Appropriations		5,819,000.00	0.00	5,819,000.00	5,819,000.00	0.00	0.00	0.00	5,819,000.00	943,239.12	0.00	0.00	0.00	943,239.12	943,239.12	0.00	0.00	0.00	943,239.12	0.00	4,875,760.88	0.00	0.00

This report was generated using the Unified Reporting System on 04/05/2021 07:29 version.FAR1.2.5 ; Status : SUBMITTED




Department : Other Executive Offices  
 Agency/Entity : National Library of the Philippines  
 Operating Unit : < not applicable >  
 Organization Code (UACS) : 26 019 0000000  
 Fund Cluster : 01 Regular Agency Fund


X	Current Year Appropriations
	Supplemental Appropriations
	Continuing Appropriations

(e.g. UACS Fund Cluster: 01-Regular Agency Fund, 02-Foreign Assisted Projects Fund, 03-Special Account-Locally Funded/Domestic Grants Fund, and 04-Special Account-Foreign Assisted/Foreign Grants Fund)

Particulars	UACS CODE	Appropriations			Allotments			Current Year Obligations					Current Year Disbursements					Balances					
		Authorized Appropriations	Adjustments (Transfer To/From, Modifications/)	Adjusted Appropriations	Allotments Received	Adjustments (Reductions, Modifications/)	Transfer To	Transfer From	Adjusted Total Allotments	1st Quarter Ending March 31	2nd Quarter Ending June 30	3rd Quarter Ending Sept. 30	4th Quarter Ending Dec. 31	TOTAL	1st Quarter Ending March 31	2nd Quarter Ending June 30	3rd Quarter Ending Sept. 30	4th Quarter Ending Dec. 31	TOTAL	Unreleased Appro	Unobligated Allotments	Unpaid Obligations	
																						Due and Demandable	Not Yet Due and Demandable
1	2	3	4	5=(3+4)	6	7	8	9	10=[(6+(-)7)-8+9]	11	12	13	14	15=(11+12+13+14)	16	17	18	19	20=(16+17+18+19)	21	22	23	24
Specific Budgets of National Government Agencies		5,819,000.00	0.00	5,819,000.00	5,819,000.00	0.00	0.00	0.00	5,819,000.00	943,239.12	0.00	0.00	0.00	943,239.12	943,239.12	0.00	0.00	0.00	943,239.12	0.00	4,875,760.88	0.00	0.00
Retirement and Life Insurance Premiums		5,819,000.00	0.00	5,819,000.00	5,819,000.00	0.00	0.00	0.00	5,819,000.00	943,239.12	0.00	0.00	0.00	943,239.12	943,239.12	0.00	0.00	0.00	943,239.12	0.00	4,875,760.88	0.00	0.00
PS		5,819,000.00	0.00	5,819,000.00	5,819,000.00	0.00	0.00	0.00	5,819,000.00	943,239.12	0.00	0.00	0.00	943,239.12	943,239.12	0.00	0.00	0.00	943,239.12	0.00	4,875,760.88	0.00	0.00
Sub-total II. Automatic Appropriations		5,819,000.00	0.00	5,819,000.00	5,819,000.00	0.00	0.00	0.00	5,819,000.00	943,239.12	0.00	0.00	0.00	943,239.12	943,239.12	0.00	0.00	0.00	943,239.12	0.00	4,875,760.88	0.00	0.00
PS		5,819,000.00	0.00	5,819,000.00	5,819,000.00	0.00	0.00	0.00	5,819,000.00	943,239.12	0.00	0.00	0.00	943,239.12	943,239.12	0.00	0.00	0.00	943,239.12	0.00	4,875,760.88	0.00	0.00
MOOE		0.00	0.00	0.00	0.00	0.00	0.00	0.00	0.00	0.00	0.00	0.00	0.00	0.00	0.00	0.00	0.00	0.00	0.00	0.00	0.00	0.00	0.00
FinEx		0.00	0.00	0.00	0.00	0.00	0.00	0.00	0.00	0.00	0.00	0.00	0.00	0.00	0.00	0.00	0.00	0.00	0.00	0.00	0.00	0.00	0.00
CO		0.00	0.00	0.00	0.00	0.00	0.00	0.00	0.00	0.00	0.00	0.00	0.00	0.00	0.00	0.00	0.00	0.00	0.00	0.00	0.00	0.00	0.00
IV. Reversion of the Unobligated Allotments charged against R.A. Nos. 11485 and 11494		0.00	0.00	0.00	0.00	0.00	0.00	0.00	0.00	0.00	0.00	0.00	0.00	0.00	0.00	0.00	0.00	0.00	0.00	0.00	0.00	0.00	0.00
<b>GRAND TOTAL</b>		<b>188,849,000.00</b>	<b>0.00</b>	<b>188,849,000.00</b>	<b>188,849,000.00</b>	<b>0.00</b>	<b>0.00</b>	<b>0.00</b>	<b>188,849,000.00</b>	<b>30,521,025.07</b>	<b>0.00</b>	<b>0.00</b>	<b>0.00</b>	<b>30,521,025.07</b>	<b>19,369,805.07</b>	<b>0.00</b>	<b>0.00</b>	<b>0.00</b>	<b>19,369,805.07</b>	<b>0.00</b>	<b>158,327,974.93</b>	<b>0.00</b>	<b>11,151,220.00</b>
PS		70,772,000.00	0.00	70,772,000.00	70,772,000.00	0.00	0.00	0.00	70,772,000.00	16,180,076.84	0.00	0.00	0.00	16,180,076.84	15,353,145.72	0.00	0.00	0.00	15,353,145.72	0.00	54,591,923.16	0.00	826,931.12
MOOE		86,100,000.00	0.00	86,100,000.00	86,100,000.00	0.00	0.00	0.00	86,100,000.00	14,340,948.23	0.00	0.00	0.00	14,340,948.23	4,016,659.35	0.00	0.00	0.00	4,016,659.35	0.00	71,759,051.77	0.00	10,324,288.88
CO		31,977,000.00	0.00	31,977,000.00	31,977,000.00	0.00	0.00	0.00	31,977,000.00	0.00	0.00	0.00	0.00	0.00	0.00	0.00	0.00	0.00	0.00	0.00	31,977,000.00	0.00	0.00
Recapitulation by OO:																							
I. Agency Specific Budget		111,524,000.00	0.00	111,524,000.00	111,524,000.00	0.00	0.00	0.00	111,524,000.00	21,841,140.27	0.00	0.00	0.00	21,841,140.27	13,690,678.84	0.00	0.00	0.00	13,690,678.84	0.00	89,682,859.73	0.00	8,150,461.43
NATIONAL LIBRARY PROGRAM		98,529,000.00	0.00	98,529,000.00	98,529,000.00	0.00	0.00	0.00	98,529,000.00	18,562,764.52	0.00	0.00	0.00	18,562,764.52	11,762,676.48	0.00	0.00	0.00	11,762,676.48	0.00	79,966,235.48	0.00	6,800,088.04
LIBRARY EXTENSION PROGRAM		12,995,000.00	0.00	12,995,000.00	12,995,000.00	0.00	0.00	0.00	12,995,000.00	3,278,375.75	0.00	0.00	0.00	3,278,375.75	1,928,002.36	0.00	0.00	0.00	1,928,002.36	0.00	9,716,624.25	0.00	1,350,373.39

  
 MARVIN S. VANGUARDIA  
 Budget Officer  
 Date:

  
 JOSE T. APACIBLE JR.  
 Accountant III  
 Date:

  
 FE B. BASAGRA  
 Chief Administrative Officer  
 Date:

  
 CESAR GILBERT Q. ADRIANO  
 Agency Head  
 Date:



STATEMENT OF APPROPRIATIONS, ALLOTMENTS, OBLIGATIONS, DISBURSEMENTS AND BALANCES  
As at the Quarter Ending March 31, 2021

Department: Other Executive Offices  
Agency: National Library of the Philippines  
Operating Unit: < not applicable >  
Organization Code (UACS): 26 019 0000000  
Fund Cluster: 01 Regular Agency Fund  
(e.g. UACS Fund Cluster: 01-Regular Agency Fund, 02-Foreign Assisted Projects Fund, 03-Special Account-Locally Funded/Domestic Grants Fund, and 04-Special Account-Foreign Assisted/Foreign Grants Fund)

	Current Year Appropriations
	Supplemental Appropriations
X	Continuing Appropriations

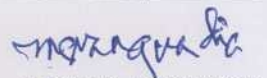
Particulars	UACS CODE	Appropriations			Allotments					Current Year Obligations					Current Year Disbursements					Balances			
		Authorized Appropriations	Adjustments (Transfer To/From, Realignment)	Adjusted Appropriations	Allotments Received	Adjustments (Withdrawal, Realignment)	Transfer To	Transfer From	Adjusted Total Allotments	1st Quarter Ending March 31	2nd Quarter Ending June 30	3rd Quarter Ending Sept. 30	4th Quarter Ending Dec. 31	TOTAL	1st Quarter Ending March 31	2nd Quarter Ending June 30	3rd Quarter Ending Sept. 30	4th Quarter Ending Dec. 31	TOTAL	Unreleased Appro	Unobligated Allotments	Unpaid Obligations	
		3	4	5=(3+4)	6	7	8	9	10=[(6+(-)7)-8+9]	11	12	13	14	15=(11+12+13+14)	16	17	18	19	20=(16+17+18+19)	21=(5-10)	22=(10-15)	23	24
I. Continuing Appropriations		14,087,120.59	0.00	14,087,120.59	14,087,120.59	0.00	0.00	0.00	14,087,120.59	3,907,412.58	0.00	0.00	0.00	3,907,412.58	186,000.00	0.00	0.00	0.00	186,000.00	0.00	10,179,708.01	0.00	3,721,412.58
L. Agency Specific Budget		14,087,120.59	0.00	14,087,120.59	14,087,120.59	0.00	0.00	0.00	14,087,120.59	3,907,412.58	0.00	0.00	0.00	3,907,412.58	186,000.00	0.00	0.00	0.00	186,000.00	0.00	10,179,708.01	0.00	3,721,412.58
General Administration and Support	1000000000000000	9,968,529.40	0.00	9,968,529.40	9,968,529.40	0.00	0.00	0.00	9,968,529.40	3,497,412.58	0.00	0.00	0.00	3,497,412.58	0.00	0.00	0.00	0.00	0.00	0.00	6,471,116.82	0.00	3,497,412.58
General Management and Supervision	100000100001000	9,968,529.40	0.00	9,968,529.40	9,968,529.40	0.00	0.00	0.00	9,968,529.40	3,497,412.58	0.00	0.00	0.00	3,497,412.58	0.00	0.00	0.00	0.00	0.00	0.00	6,471,116.82	0.00	3,497,412.58
MOOE		5,908,969.40	0.00	5,908,969.40	5,908,969.40	0.00	0.00	0.00	5,908,969.40	1,974,453.04	0.00	0.00	0.00	1,974,453.04	0.00	0.00	0.00	0.00	0.00	0.00	3,934,516.36	0.00	1,974,453.04
CO		4,059,560.00	0.00	4,059,560.00	4,059,560.00	0.00	0.00	0.00	4,059,560.00	1,522,959.54	0.00	0.00	0.00	1,522,959.54	0.00	0.00	0.00	0.00	0.00	0.00	2,536,600.46	0.00	1,522,959.54
Sub-Total, General Administration and Support		9,968,529.40	0.00	9,968,529.40	9,968,529.40	0.00	0.00	0.00	9,968,529.40	3,497,412.58	0.00	0.00	0.00	3,497,412.58	0.00	0.00	0.00	0.00	0.00	0.00	6,471,116.82	0.00	3,497,412.58
PS		0.00	0.00	0.00	0.00	0.00	0.00	0.00	0.00	0.00	0.00	0.00	0.00	0.00	0.00	0.00	0.00	0.00	0.00	0.00	0.00	0.00	0.00
MOOE		5,908,969.40	0.00	5,908,969.40	5,908,969.40	0.00	0.00	0.00	5,908,969.40	1,974,453.04	0.00	0.00	0.00	1,974,453.04	0.00	0.00	0.00	0.00	0.00	0.00	3,934,516.36	0.00	1,974,453.04
FinEx (if Applicable)		0.00	0.00	0.00	0.00	0.00	0.00	0.00	0.00	0.00	0.00	0.00	0.00	0.00	0.00	0.00	0.00	0.00	0.00	0.00	0.00	0.00	0.00
CO		4,059,560.00	0.00	4,059,560.00	4,059,560.00	0.00	0.00	0.00	4,059,560.00	1,522,959.54	0.00	0.00	0.00	1,522,959.54	0.00	0.00	0.00	0.00	0.00	0.00	2,536,600.46	0.00	1,522,959.54
Operations	3000000000000000	4,118,591.19	0.00	4,118,591.19	4,118,591.19	0.00	0.00	0.00	4,118,591.19	410,000.00	0.00	0.00	0.00	410,000.00	186,000.00	0.00	0.00	0.00	186,000.00	0.00	3,708,591.19	0.00	224,000.00
OO: Collection, access, and preservation of library resources increased		4,118,591.19	0.00	4,118,591.19	4,118,591.19	0.00	0.00	0.00	4,118,591.19	410,000.00	0.00	0.00	0.00	410,000.00	186,000.00	0.00	0.00	0.00	186,000.00	0.00	3,708,591.19	0.00	224,000.00
NATIONAL LIBRARY PROGRAM		3,393,602.89	0.00	3,393,602.89	3,393,602.89	0.00	0.00	0.00	3,393,602.89	410,000.00	0.00	0.00	0.00	410,000.00	186,000.00	0.00	0.00	0.00	186,000.00	0.00	2,983,602.89	0.00	224,000.00
Acquisition, organization and access of library materials	310100100001000	967,499.21	0.00	967,499.21	967,499.21	0.00	0.00	0.00	967,499.21	224,000.00	0.00	0.00	0.00	224,000.00	0.00	0.00	0.00	0.00	0.00	0.00	743,499.21	0.00	224,000.00
MOOE		967,499.21	0.00	967,499.21	967,499.21	0.00	0.00	0.00	967,499.21	224,000.00	0.00	0.00	0.00	224,000.00	0.00	0.00	0.00	0.00	0.00	0.00	743,499.21	0.00	224,000.00
Preservation and conservation of Filipiniana collection	310100100002000	994,855.18	0.00	994,855.18	994,855.18	0.00	0.00	0.00	994,855.18	0.00	0.00	0.00	0.00	0.00	0.00	0.00	0.00	0.00	0.00	0.00	994,855.18	0.00	0.00
MOOE		994,855.18	0.00	994,855.18	994,855.18	0.00	0.00	0.00	994,855.18	0.00	0.00	0.00	0.00	0.00	0.00	0.00	0.00	0.00	0.00	0.00	994,855.18	0.00	0.00
Improvement and maintenance of information systems	310100100003000	1,115,970.50	0.00	1,115,970.50	1,115,970.50	0.00	0.00	0.00	1,115,970.50	186,000.00	0.00	0.00	0.00	186,000.00	186,000.00	0.00	0.00	0.00	186,000.00	0.00	929,970.50	0.00	0.00
MOOE		1,115,970.50	0.00	1,115,970.50	1,115,970.50	0.00	0.00	0.00	1,115,970.50	186,000.00	0.00	0.00	0.00	186,000.00	186,000.00	0.00	0.00	0.00	186,000.00	0.00	929,970.50	0.00	0.00
Library promotional, educational and cultural activities	310100100004000	3,363.00	0.00	3,363.00	3,363.00	0.00	0.00	0.00	3,363.00	0.00	0.00	0.00	0.00	0.00	0.00	0.00	0.00	0.00	0.00	0.00	3,363.00	0.00	0.00
MOOE		3,363.00	0.00	3,363.00	3,363.00	0.00	0.00	0.00	3,363.00	0.00	0.00	0.00	0.00	0.00	0.00	0.00	0.00	0.00	0.00	0.00	3,363.00	0.00	0.00
Research and publication of library and information, sources, services, methods and new practices	310100100005000	311,915.00	0.00	311,915.00	311,915.00	0.00	0.00	0.00	311,915.00	0.00	0.00	0.00	0.00	0.00	0.00	0.00	0.00	0.00	0.00	0.00	311,915.00	0.00	0.00
MOOE		311,915.00	0.00	311,915.00	311,915.00	0.00	0.00	0.00	311,915.00	0.00	0.00	0.00	0.00	0.00	0.00	0.00	0.00	0.00	0.00	0.00	311,915.00	0.00	0.00




Department: Other Executive Offices  
 Agency: National Library of the Philippines  
 Operating Unit: < not applicable >  
 Organization Code (UACS): 26 019 0000000  
 Fund Cluster: 01 Regular Agency Fund  
 (e.g. UACS Fund Cluster: 01-Regular Agency Fund, 02-Foreign Assisted Projects Fund, 03-Special Account-Locally Funded/Domestic Grants Fund, and 04-Special Account-Foreign Assisted/Foreign Grants Fund)

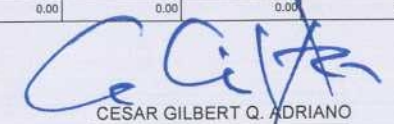
	Current Year Appropriations
	Supplemental Appropriations
X	Continuing Appropriations

Particulars	UACS CODE	Appropriations			Allotments			Current Year Obligations					Current Year Disbursements				Balances							
		Authorized Appropriations	Adjustments (Transfer To/From, Realignment)	Adjusted Appropriations	Allotments Received	Adjustments (Withdrawal, Realignment)	Transfer To	Transfer From	Adjusted Total Allotments	1st Quarter Ending March 31	2nd Quarter Ending June 30	3rd Quarter Ending Sept. 30	4th Quarter Ending Dec. 31	TOTAL	1st Quarter Ending March 31	2nd Quarter Ending June 30	3rd Quarter Ending Sept. 30	4th Quarter Ending Dec. 31	TOTAL	Unreleased Appro	Unobligated Allotments	Unpaid Obligations		
		3	4	5=(3+4)	6	7	8	9	10=(6+(-)7)-8+9	11	12	13	14	15=(11+12+13+14)	16	17	18	19	20=(16+17+18+19)	21=(5-10)	22=(10-15)	23	24	
LIBRARY EXTENSION PROGRAM		724,988.30	0.00	724,988.30	724,988.30	0.00	0.00	0.00	724,988.30	0.00	0.00	0.00	0.00	0.00	0.00	0.00	0.00	0.00	0.00	0.00	0.00	724,988.30	0.00	0.00
Development and support to affiliated public libraries	310200100001000	14,429.02	0.00	14,429.02	14,429.02	0.00	0.00	0.00	14,429.02	0.00	0.00	0.00	0.00	0.00	0.00	0.00	0.00	0.00	0.00	0.00	0.00	14,429.02	0.00	0.00
MOOE		14,429.02	0.00	14,429.02	14,429.02	0.00	0.00	0.00	14,429.02	0.00	0.00	0.00	0.00	0.00	0.00	0.00	0.00	0.00	0.00	0.00	0.00	14,429.02	0.00	0.00
Locally-Funded Project(s)		710,559.28	0.00	710,559.28	710,559.28	0.00	0.00	0.00	710,559.28	0.00	0.00	0.00	0.00	0.00	0.00	0.00	0.00	0.00	0.00	0.00	0.00	710,559.28	0.00	0.00
Operation of Congressional Library in Tayuman Tondo, Manila	310200200001000	416,299.34	0.00	416,299.34	416,299.34	0.00	0.00	0.00	416,299.34	0.00	0.00	0.00	0.00	0.00	0.00	0.00	0.00	0.00	0.00	0.00	0.00	416,299.34	0.00	0.00
MOOE		416,299.34	0.00	416,299.34	416,299.34	0.00	0.00	0.00	416,299.34	0.00	0.00	0.00	0.00	0.00	0.00	0.00	0.00	0.00	0.00	0.00	0.00	416,299.34	0.00	0.00
Operation of Congressional Library in Balibisan, Bohol	310200200002000	86,395.33	0.00	86,395.33	86,395.33	0.00	0.00	0.00	86,395.33	0.00	0.00	0.00	0.00	0.00	0.00	0.00	0.00	0.00	0.00	0.00	0.00	86,395.33	0.00	0.00
MOOE		86,395.33	0.00	86,395.33	86,395.33	0.00	0.00	0.00	86,395.33	0.00	0.00	0.00	0.00	0.00	0.00	0.00	0.00	0.00	0.00	0.00	0.00	86,395.33	0.00	0.00
Operation of Batanes Provincial Library in Basco, Batanes	310200200003000	207,864.61	0.00	207,864.61	207,864.61	0.00	0.00	0.00	207,864.61	0.00	0.00	0.00	0.00	0.00	0.00	0.00	0.00	0.00	0.00	0.00	0.00	207,864.61	0.00	0.00
MOOE		207,864.61	0.00	207,864.61	207,864.61	0.00	0.00	0.00	207,864.61	0.00	0.00	0.00	0.00	0.00	0.00	0.00	0.00	0.00	0.00	0.00	0.00	207,864.61	0.00	0.00
Sub-Total, Operations		4,118,591.19	0.00	4,118,591.19	4,118,591.19	0.00	0.00	0.00	4,118,591.19	410,000.00	0.00	0.00	0.00	410,000.00	186,000.00	0.00	0.00	0.00	186,000.00	0.00	3,708,591.19	0.00	224,000.00	
PS		0.00	0.00	0.00	0.00	0.00	0.00	0.00	0.00	0.00	0.00	0.00	0.00	0.00	0.00	0.00	0.00	0.00	0.00	0.00	0.00	0.00	0.00	
MOOE		4,118,591.19	0.00	4,118,591.19	4,118,591.19	0.00	0.00	0.00	4,118,591.19	410,000.00	0.00	0.00	0.00	410,000.00	186,000.00	0.00	0.00	0.00	186,000.00	0.00	3,708,591.19	0.00	224,000.00	
FinEx (if Applicable)		0.00	0.00	0.00	0.00	0.00	0.00	0.00	0.00	0.00	0.00	0.00	0.00	0.00	0.00	0.00	0.00	0.00	0.00	0.00	0.00	0.00	0.00	
CO		0.00	0.00	0.00	0.00	0.00	0.00	0.00	0.00	0.00	0.00	0.00	0.00	0.00	0.00	0.00	0.00	0.00	0.00	0.00	0.00	0.00	0.00	
III. Unobligated Allotment Balances pursuant to RA Nos. 11519 and 11520		0.00	0.00	0.00	0.00	0.00	0.00	0.00	0.00	0.00	0.00	0.00	0.00	0.00	0.00	0.00	0.00	0.00	0.00	0.00	0.00	0.00	0.00	
CO		0.00	0.00	0.00	0.00	0.00	0.00	0.00	0.00	0.00	0.00	0.00	0.00	0.00	0.00	0.00	0.00	0.00	0.00	0.00	0.00	0.00	0.00	
GRAND TOTAL		14,087,120.59	0.00	14,087,120.59	14,087,120.59	0.00	0.00	0.00	14,087,120.59	3,907,412.58	0.00	0.00	0.00	3,907,412.58	186,000.00	0.00	0.00	0.00	186,000.00	0.00	10,179,708.01	0.00	3,721,412.58	
PS		0.00	0.00	0.00	0.00	0.00	0.00	0.00	0.00	0.00	0.00	0.00	0.00	0.00	0.00	0.00	0.00	0.00	0.00	0.00	0.00	0.00	0.00	
MOOE		10,027,560.59	0.00	10,027,560.59	10,027,560.59	0.00	0.00	0.00	10,027,560.59	2,384,453.04	0.00	0.00	0.00	2,384,453.04	186,000.00	0.00	0.00	0.00	186,000.00	0.00	7,643,107.55	0.00	2,198,453.04	
FinEx (if Applicable)		0.00	0.00	0.00	0.00	0.00	0.00	0.00	0.00	0.00	0.00	0.00	0.00	0.00	0.00	0.00	0.00	0.00	0.00	0.00	0.00	0.00	0.00	
CO		4,059,560.00	0.00	4,059,560.00	4,059,560.00	0.00	0.00	0.00	4,059,560.00	1,522,959.54	0.00	0.00	0.00	1,522,959.54	0.00	0.00	0.00	0.00	0.00	0.00	2,536,600.46	0.00	1,522,959.54	

  
 MARVIN S. VANGUARDIA  
 Budget Officer  
 Date:

  
 JOSE T. APACIBLE JR.  
 Accountant III  
 Date:

  
 FE B. BASAGIE  
 Chief Administrative Officer  
 Date:

  
 CESAR GILBERT Q. ADRIANO  
 Agency Head  
 Date: