

SUMMARY OF APPROPRIATIONS, ALLOTMENTS, OBLIGATIONS, DISBURSEMENTS AND BALANCES BY OBJECT OF EXPENDITURES

As at the Quarter Ending September 30, 2022

Department : Other Executive Offices
 Agency : National Library of the Philippines
 Operating Unit : < not applicable >
 Organization Code (UACS) : 26 019 0000000
 Fund Cluster : 01 Regular Agency Fund

X	Current Year Appropriations
	Supplemental Appropriations
	Continuing Appropriations

(e.g. UACS Fund Cluster: 01-Regular Agency Fund, 02-Foreign Assisted Projects Fund, 03-Special Account-Locally Funded/Domestic Grants Fund, and 04-Special Account-Foreign Assisted/Foreign Grants Fund)

Particulars	UACS CODE	Appropriations			Allotments			Obligations					Disbursements					Balances					
		Authorized Appropriations	Adjustments (Transfer To/From, Modifications/Augmentations)	Adjusted Appropriations	Allotments Received	Adjustments (Reductions, Modifications/Augmentations)	Transfer To	Transfer From	Adjusted Allotments	1st Quarter Ending March 31	2nd Quarter Ending June 30	3rd Quarter Ending Sept. 30	4th Quarter Ending Dec. 31	TOTAL	1st Quarter Ending March 31	2nd Quarter Ending June 30	3rd Quarter Ending Sept. 30	4th Quarter Ending Dec. 31	TOTAL	Unreleased Appropriations	Unobligated Allotments	Unpaid Obligations (15-20)=(23+24)	
		3	4	5=(3+4)	6	7	8	9	10=[(6+(-)7)-8+9]	11	12	13	14	15=(11+12+13+14)	16	17	18	19	20=(16+17+18+19)	21=(5-10)	22=(10-15)	23	24
SUMMARY		214,314,000.00	1,763,423.00	216,077,423.00	214,314,000.00	1,763,423.00	0.00	0.00	216,077,423.00	44,387,274.04	76,925,813.68	44,609,032.25	0.00	165,922,119.97	21,699,285.61	39,640,234.32	50,040,158.37	0.00	111,379,678.30	0.00	50,155,303.03	0.00	54,542,441.67
A. AGENCY SPECIFIC BUDGET		208,275,000.00	0.00	208,275,000.00	208,275,000.00	0.00	0.00	208,275,000.00	43,400,890.36	75,370,224.52	40,769,587.29	0.00	159,540,702.17	20,712,901.93	38,084,645.16	46,200,713.41	0.00	104,998,260.50	0.00	48,734,297.83	0.00	54,542,441.67	
Personnel Services		67,967,000.00	0.00	67,967,000.00	67,967,000.00	0.00	0.00	67,967,000.00	16,737,720.79	19,740,455.34	17,458,291.32	0.00	53,936,467.45	16,328,923.32	19,999,300.83	17,568,675.42	0.00	53,896,899.57	0.00	14,030,532.55	0.00	39,567.88	
Salaries and Wages	5010100000	50,323,000.00	(3,325,532.75)	46,997,467.25	50,323,000.00	(3,325,532.75)	0.00	46,997,467.25	13,506,337.22	13,218,247.53	12,996,181.75	0.00	39,720,766.50	13,506,337.22	13,218,247.53	12,982,691.94	0.00	39,707,276.69	0.00	7,276,700.75	0.00	13,489.81	
Salaries and Wages - Regular	5010101000	50,323,000.00	(3,325,532.75)	46,997,467.25	50,323,000.00	(3,325,532.75)	0.00	46,997,467.25	13,506,337.22	13,218,247.53	12,996,181.75	0.00	39,720,766.50	13,506,337.22	13,218,247.53	12,982,691.94	0.00	39,707,276.69	0.00	7,276,700.75	0.00	13,489.81	
Basic Salary - Civilian	5010101001	50,323,000.00	(3,325,532.75)	46,997,467.25	50,323,000.00	(3,325,532.75)	0.00	46,997,467.25	13,506,337.22	13,218,247.53	12,996,181.75	0.00	39,720,766.50	13,506,337.22	13,218,247.53	12,982,691.94	0.00	39,707,276.69	0.00	7,276,700.75	0.00	13,489.81	
Other Compensation	5010200000	14,130,000.00	930,932.32	15,060,932.32	14,130,000.00	930,932.32	0.00	15,060,932.32	1,783,529.61	5,749,035.55	1,219,443.80	0.00	8,752,008.96	1,783,529.61	5,749,035.55	1,218,261.98	0.00	8,750,827.14	0.00	8,308,923.36	0.00	1,181.82	
Personal Economic Relief Allowance (PERA)	5010201000	2,832,000.00	(24,267.33)	2,807,732.67	2,832,000.00	(24,267.33)	0.00	2,807,732.67	754,000.05	726,818.18	724,727.28	0.00	2,205,545.51	754,000.05	726,818.18	723,545.46	0.00	2,204,363.69	0.00	602,187.16	0.00	1,181.82	
PERA - Civilian	5010201001	2,832,000.00	(24,267.33)	2,807,732.67	2,832,000.00	(24,267.33)	0.00	2,807,732.67	754,000.05	726,818.18	724,727.28	0.00	2,205,545.51	754,000.05	726,818.18	723,545.46	0.00	2,204,363.69	0.00	602,187.16	0.00	1,181.82	
Representation Allowance (RA)	5010202000	510,000.00	107,769.20	617,769.20	510,000.00	107,769.20	0.00	617,769.20	138,546.00	199,883.00	177,500.00	0.00	515,929.00	138,546.00	199,883.00	177,500.00	0.00	515,929.00	0.00	101,840.20	0.00	0.00	
Transportation Allowance (TA)	5010203000	510,000.00	108,400.04	618,400.04	510,000.00	108,400.04	0.00	618,400.04	112,530.04	170,500.00	150,500.00	0.00	433,530.04	112,530.04	170,500.00	150,500.00	0.00	433,530.04	0.00	184,870.00	0.00	0.00	
Transportation Allowance (TA)	5010203001	510,000.00	108,400.04	618,400.04	510,000.00	108,400.04	0.00	618,400.04	112,530.04	170,500.00	150,500.00	0.00	433,530.04	112,530.04	170,500.00	150,500.00	0.00	433,530.04	0.00	184,870.00	0.00	0.00	
Clothing/Uniform Allowance	5010204000	708,000.00	24,000.00	732,000.00	708,000.00	24,000.00	0.00	732,000.00	648,000.00	66,000.00	0.00	0.00	714,000.00	648,000.00	66,000.00	0.00	0.00	714,000.00	0.00	18,000.00	0.00	0.00	
Clothing/Uniform Allowance - Civilian	5010204001	708,000.00	24,000.00	732,000.00	708,000.00	24,000.00	0.00	732,000.00	648,000.00	66,000.00	0.00	0.00	714,000.00	648,000.00	66,000.00	0.00	0.00	714,000.00	0.00	18,000.00	0.00	0.00	
Overtime and Night Pay	5010213000	0.00	208,119.41	208,119.41	0.00	208,119.41	0.00	208,119.41	101,003.52	68,139.37	38,976.52	0.00	208,119.41	101,003.52	68,139.37	38,976.52	0.00	208,119.41	0.00	0.00	0.00	0.00	
Overtime Pay	5010213001	0.00	208,119.41	208,119.41	0.00	208,119.41	0.00	208,119.41	101,003.52	68,139.37	38,976.52	0.00	208,119.41	101,003.52	68,139.37	38,976.52	0.00	208,119.41	0.00	0.00	0.00	0.00	
Year End Bonus	5010214000	4,195,000.00	0.00	4,195,000.00	4,195,000.00	0.00	0.00	4,195,000.00	24,450.00	0.00	0.00	0.00	24,450.00	24,450.00	0.00	0.00	0.00	24,450.00	0.00	4,170,550.00	0.00	0.00	
Bonus - Civilian	5010214001	4,195,000.00	0.00	4,195,000.00	4,195,000.00	0.00	0.00	4,195,000.00	24,450.00	0.00	0.00	0.00	24,450.00	24,450.00	0.00	0.00	0.00	24,450.00	0.00	4,170,550.00	0.00	0.00	
Cash Gift	5010215000	590,000.00	0.00	590,000.00	590,000.00	0.00	0.00	590,000.00	5,000.00	0.00	0.00	0.00	5,000.00	5,000.00	0.00	0.00	0.00	5,000.00	0.00	585,000.00	0.00	0.00	
Cash Gift - Civilian	5010215001	590,000.00	0.00	590,000.00	590,000.00	0.00	0.00	590,000.00	5,000.00	0.00	0.00	0.00	5,000.00	5,000.00	0.00	0.00	0.00	5,000.00	0.00	585,000.00	0.00	0.00	
Mid-Year Bonus - Civilian	5010216000	4,195,000.00	506,911.00	4,701,911.00	4,195,000.00	506,911.00	0.00	4,701,911.00	0.00	4,517,895.00	127,740.00	0.00	4,645,435.00	0.00	4,517,895.00	127,740.00	0.00	4,645,435.00	0.00	56,476.00	0.00	0.00	
Mid-Year Bonus - Civilian	5010216001	4,195,000.00	506,911.00	4,701,911.00	4,195,000.00	506,911.00	0.00	4,701,911.00	0.00	4,517,895.00	127,740.00	0.00	4,645,435.00	0.00	4,517,895.00	127,740.00	0.00	4,645,435.00	0.00	56,476.00	0.00	0.00	
Other Bonuses and Allowances	5010299000	590,000.00	0.00	590,000.00	590,000.00	0.00	0.00	590,000.00	0.00	0.00	0.00	0.00	0.00	0.00	0.00	0.00	0.00	0.00	0.00	590,000.00	0.00	0.00	
Productivity Enhancement Incentive - Civilian	5010299012	590,000.00	0.00	590,000.00	590,000.00	0.00	0.00	590,000.00	0.00	0.00	0.00	0.00	0.00	0.00	0.00	0.00	0.00	0.00	0.00	590,000.00	0.00	0.00	
Personnel Benefit Contributions	5010300000	1,110,000.00	0.00	1,110,000.00	1,110,000.00	0.00	0.00	1,110,000.00	303,965.78	176,593.42	421,577.72	0.00	902,136.92	227,307.11	248,020.39	421,577.72	0.00	896,905.22	0.00	207,863.08	0.00	5,231.70	
Pag-IBIG Contributions	5010302000	141,000.00	0.00	141,000.00	141,000.00	0.00	0.00	141,000.00	47,500.00	24,000.00	49,500.00	0.00	121,000.00	35,500.00	36,000.00	49,500.00	0.00	121,000.00	0.00	20,000.00	0.00	0.00	
Pag-IBIG - Civilian	5010302001	141,000.00	0.00	141,000.00	141,000.00	0.00	0.00	141,000.00	47,500.00	24,000.00	49,500.00	0.00	121,000.00	35,500.00	36,000.00	49,500.00	0.00	121,000.00	0.00	20,000.00	0.00	0.00	
Phil-Health Contributions	5010303000	828,000.00	0.00	828,000.00	828,000.00	0.00	0.00	828,000.00	232,465.78	116,293.42	323,577.72	0.00	672,336.92	167,807.11	175,720.39	323,577.72	0.00	667,105.22	0.00	155,663.08	0.00	5,231.70	
Phil-Health - Civilian	5010303001	828,000.00	0.00	828,000.00	828,000.00	0.00	0.00	828,000.00	232,465.78	116,293.42	323,577.72	0.00	672,336.92	167,807.11	175,720.39	323,577.72	0.00	667,105.22	0.00	155,663.08	0.00	5,231.70	
Employees Compensation Insurance Premiums (ECIP)	5010304000	141,000.00	0.00	141,000.00	141,000.00	0.00	0.00	141,000.00	24,000.00	36,300.00	48,500.00	0.00	108,800.00	24,000.00	36,300.00	48,500.00	0.00	108,800.00	0.00	32,200.00	0.00	0.00	
ECIP - Civilian	5010304001	141,000.00	0.00	141,000.00	141,000.00	0.00	0.00	141,000.00	24,000.00	36,300.00	48,500.00	0.00	108,800.00	24,000.00	36,300.00	48,500.00	0.00	108,800.00	0.00	32,200.00	0.00	0.00	
Other Personnel Benefits	5010400000	2,404,000.00	2,394,600.43	4,798,600.43	2,404,000.00	2,394,600.43	0.00	4,798,600.43	1,143,888.18	596,578.84	2,821,088.05	0.00	4,561,555.07	811,749.38	783,997.36	2,946,143.78	0.00	4,541,890.52	0.00	237,045.36	0.00	19,664.55	
Terminal Leave Benefits	5010403000	2,157,000.00	0.00	2,157,000.00	2,157,000.00	0.00	0.00	2,157,000.00	36,172.06	206,068.56	1,809,714.02	0.00	2,051,954.64	36,172.06	206,068.56	1,809,714.02	0.00	2,051,954.64	0.00	105,045.36	0.00	0.00	
Terminal Leave Benefits - Civilian	5010403001	2,157,000.00	0.00	2,157,000.00	2,157,000.00	0.00	0.00	2,157,000.00	36,172.06	206,068.56	1,809,714.02	0.00	2,051,954.64	36,172.06	206,068.56	1,809,714.02	0.00	2,051,954.64	0.00	105,045.36	0.00	0.00	

Department : Other Executive Offices
 Agency : National Library of the Philippines
 Operating Unit : < not applicable >
 Organization Code (UACS) : 26 019 000000
 Fund Cluster : 01 Regular Agency Fund

X	Current Year Appropriations
	Supplemental Appropriations
	Continuing Appropriations

(e.g. UACS Fund Cluster: 01-Regular Agency Fund, 02-Foreign Assisted Projects Fund, 03-Special Account-Locally Funded/Domestic Grants Fund, and 04-Special Account-Foreign Assisted/Foreign Grants Fund)


Particulars	UACS CODE	Appropriations				Allotments				Obligations					Disbursements					Balances			
		Authorized Appropriations	Adjustments (Transfer To/From, Modifications/Augmentations)	Adjusted Appropriations	Allotments Received	Adjustments (Reductions, Modifications/Augmentations)	Transfer To	Transfer From	Adjusted Allotments	1st Quarter Ending March 31	2nd Quarter Ending June 30	3rd Quarter Ending Sept. 30	4th Quarter Ending Dec. 31	TOTAL	1st Quarter Ending March 31	2nd Quarter Ending June 30	3rd Quarter Ending Sept. 30	4th Quarter Ending Dec. 31	TOTAL	Unreleased Appropriations	Unobligated Allotments	Unpaid Obligations (15-20)=(23+24)	
																						Due and Demandable	Not Yet Due and Demandable
1	2	3	4	5=(3+4)	6	7	8	9	10=[(6+(-7)-8+9)]	11	12	13	14	15=(11+12+13+14)	16	17	18	19	20=(16+17+18+19)	21=(5-10)	22=(10-15)	23	24
Supplies and Materials Expenses	5020300000	15,789,000.00	45,072.60	15,834,072.60	15,789,000.00	45,072.60	0.00	0.00	15,834,072.60	3,392,302.81	5,673,950.11	3,346,564.13	0.00	12,412,817.05	317,577.01	1,421,860.59	6,365,808.67	0.00	8,105,246.27	0.00	3,421,235.55	0.00	4,307,590.78
Office Supplies Expenses	5020301000	1,390,000.00	908,875.54	2,298,875.54	1,390,000.00	908,875.54	0.00	0.00	2,298,875.54	158,254.85	651,404.15	1,306,683.91	0.00	2,116,352.91	87,396.25	335,878.75	1,362,249.66	0.00	1,785,524.66	0.00	182,522.63	0.00	330,828.25
ICT Office Supplies	5020301001	795,000.00	714,807.88	1,509,807.88	795,000.00	714,807.88	0.00	0.00	1,509,807.88	94,445.00	200,971.00	1,101,434.25	0.00	1,396,850.25	24,560.00	270,856.00	986,972.25	0.00	1,282,388.25	-0.00	112,957.63	0.00	114,462.00
Office Supplies Expenses	5020301002	595,000.00	194,067.66	789,067.66	595,000.00	194,067.66	0.00	0.00	789,067.66	63,819.85	450,433.15	205,249.66	0.00	719,502.66	62,836.25	65,022.75	375,277.41	0.00	503,136.41	0.00	89,565.00	0.00	216,366.25
Accountable Forms Expenses	5020302000	5,000.00	0.00	5,000.00	5,000.00	0.00	0.00	0.00	5,000.00	2,200.00	0.00	0.00	0.00	2,200.00	2,200.00	0.00	0.00	0.00	2,200.00	0.00	2,800.00	0.00	0.00
Drugs and Medicines Expenses	5020307000	40,000.00	0.00	40,000.00	40,000.00	0.00	0.00	0.00	40,000.00	0.00	0.00	0.00	0.00	0.00	0.00	0.00	0.00	0.00	0.00	0.00	40,000.00	0.00	0.00
Medical, Dental and Laboratory Supplies Expenses	5020308000	700,000.00	131,320.00	831,320.00	700,000.00	131,320.00	0.00	0.00	831,320.00	0.00	831,320.00	(28,074.00)	0.00	803,246.00	0.00	7,510.00	788,116.00	0.00	795,626.00	0.00	28,074.00	0.00	7,620.00
Fuel, Oil and Lubricants Expenses	5020309000	150,000.00	164,361.99	314,361.99	150,000.00	164,361.99	0.00	0.00	314,361.99	130,029.21	90,903.76	93,429.02	0.00	314,361.99	129,729.21	90,308.34	72,951.91	0.00	292,989.46	0.00	0.00	0.00	21,372.53
Semi-Expendable Machinery and Equipment Expenses	5020321000	18,000.00	629,430.00	647,430.00	18,000.00	629,430.00	0.00	0.00	647,430.00	0.00	68,430.00	561,000.00	0.00	629,430.00	0.00	0.00	629,430.00	0.00	629,430.00	0.00	18,000.00	0.00	0.00
Office Equipment	5020321002	0.00	596,000.00	596,000.00	0.00	596,000.00	0.00	0.00	596,000.00	0.00	35,000.00	561,000.00	0.00	596,000.00	0.00	0.00	596,000.00	0.00	596,000.00	0.00	0.00	0.00	0.00
Information and Communications Technology Equipment	5020321003	18,000.00	33,430.00	51,430.00	18,000.00	33,430.00	0.00	0.00	51,430.00	0.00	33,430.00	0.00	0.00	33,430.00	0.00	0.00	33,430.00	0.00	33,430.00	0.00	18,000.00	0.00	0.00
Semi-Expendable Furniture, Fixtures and Books Expenses	5020322000	6,541,000.00	403,920.00	6,944,920.00	6,541,000.00	403,920.00	0.00	0.00	6,944,920.00	2,603,930.00	2,362,479.50	0.00	0.00	4,966,409.50	0.00	315,861.00	778,129.50	0.00	1,093,990.50	0.00	1,978,510.50	0.00	3,872,419.00
Furniture and Fixtures	5020322001	0.00	403,920.00	403,920.00	0.00	403,920.00	0.00	0.00	403,920.00	403,920.00	0.00	0.00	0.00	403,920.00	0.00	67,320.00	0.00	0.00	67,320.00	0.00	0.00	0.00	336,600.00
Books	5020322002	6,541,000.00	0.00	6,541,000.00	6,541,000.00	0.00	0.00	0.00	6,541,000.00	2,200,010.00	2,362,479.50	0.00	0.00	4,562,489.50	0.00	248,541.00	778,129.50	0.00	1,026,670.50	0.00	1,978,510.50	0.00	3,535,819.00
Other Supplies and Materials Expenses	5020399000	6,945,000.00	(2,192,834.93)	4,752,165.07	6,945,000.00	(2,192,834.93)	0.00	0.00	4,752,165.07	497,878.75	1,669,412.70	1,413,545.20	0.00	3,580,836.65	98,251.55	672,302.50	2,734,931.60	0.00	3,505,485.65	0.00	1,171,328.42	0.00	75,351.00
Utility Expenses	5020400000	15,927,000.00	(38,211.46)	15,888,788.54	15,927,000.00	(38,211.46)	0.00	0.00	15,888,788.54	3,229,895.31	2,151,453.15	1,702,924.16	0.00	7,084,272.62	168,263.83	3,924,241.35	2,918,907.89	0.00	7,011,433.03	0.00	8,804,415.92	0.00	72,939.59
Water Expenses	5020401000	1,588,000.00	(19,339.23)	1,568,660.77	1,588,000.00	(19,339.23)	0.00	0.00	1,568,660.77	245,331.97	73,700.30	258,583.88	0.00	577,616.15	124,431.97	110,764.30	261,379.88	0.00	526,576.15	0.00	991,044.82	0.00	51,040.00
Electricity Expenses	5020402000	14,339,000.00	(18,872.23)	14,320,127.77	14,339,000.00	(18,872.23)	0.00	0.00	14,320,127.77	2,984,863.34	2,077,752.85	1,444,340.28	0.00	6,506,756.47	43,851.86	3,813,477.05	2,627,527.97	0.00	6,484,856.88	0.00	7,813,371.30	0.00	21,899.59
Communication Expenses	5020500000	5,460,000.00	255,905.78	5,715,905.78	5,460,000.00	255,905.78	0.00	0.00	5,715,905.78	1,405,119.77	1,018,702.00	1,109,600.00	0.00	3,533,421.77	1,079,888.28	1,324,195.49	1,128,361.00	0.00	3,532,444.77	0.00	2,182,484.01	0.00	877.00
Postage and Courier Services	5020501000	473,000.00	127.00	473,127.00	473,000.00	127.00	0.00	0.00	473,127.00	76,335.50	10,879.00	92,977.00	0.00	180,191.50	75,892.50	11,169.00	92,253.00	0.00	179,314.50	0.00	292,935.50	0.00	877.00
Telephone Expenses	5020502000	384,000.00	(9,960.00)	374,040.00	384,000.00	(9,960.00)	0.00	0.00	374,040.00	91,897.49	92,599.00	92,599.00	0.00	277,115.49	72,397.00	92,674.49	112,044.00	0.00	277,115.49	0.00	96,924.51	0.00	0.00
Mobile	5020502001	221,000.00	0.00	221,000.00	221,000.00	0.00	0.00	0.00	221,000.00	46,525.49	58,455.00	58,455.00	0.00	163,435.49	26,925.00	58,570.49	77,940.00	0.00	163,435.49	0.00	57,564.51	0.00	0.00
Landline	5020502002	163,000.00	(9,960.00)	153,040.00	163,000.00	(9,960.00)	0.00	0.00	153,040.00	45,472.00	34,104.00	34,104.00	0.00	113,680.00	45,472.00	34,104.00	34,104.00	0.00	113,680.00	0.00	39,360.00	0.00	0.00
Internet Subscription Expenses	5020503000	4,603,000.00	265,738.78	4,868,738.78	4,603,000.00	265,738.78	0.00	0.00	4,868,738.78	1,236,786.78	915,264.00	924,064.00	0.00	3,076,114.78	931,898.78	1,220,352.00	924,064.00	0.00	3,078,114.78	0.00	1,792,624.00	0.00	0.00
Awards/Rewards and Prizes	5020600000	0.00	1,745,000.00	1,745,000.00	0.00	1,745,000.00	0.00	0.00	1,745,000.00	0.00	0.00	1,745,000.00	0.00	1,745,000.00	0.00	0.00	1,745,000.00	0.00	1,745,000.00	0.00	0.00	0.00	0.00
Awards/Rewards Expenses	5020601000	0.00	1,745,000.00	1,745,000.00	0.00	1,745,000.00	0.00	0.00	1,745,000.00	0.00	0.00	1,745,000.00	0.00	1,745,000.00	0.00	0.00	1,745,000.00	0.00	1,745,000.00	0.00	0.00	0.00	0.00
Rewards and Incentives	5020601002	0.00	1,745,000.00	1,745,000.00	0.00	1,745,000.00	0.00	0.00	1,745,000.00	0.00	0.00	1,745,000.00	0.00	1,745,000.00	0.00	0.00	1,745,000.00	0.00	1,745,000.00	0.00	0.00	0.00	0.00
Confidential, Intelligence and Extraordinary Expenses	5021000000	118,000.00	0.00	118,000.00	118,000.00	0.00	0.00	0.00	118,000.00	36,302.71	52,540.82	29,105.00	0.00	117,948.53	36,302.71	52,540.82	29,105.00	0.00	117,948.53	0.00	51.47	0.00	0.00
Extraordinary and Miscellaneous Expenses	5021003000	118,000.00	0.00	118,000.00	118,000.00	0.00	0.00	0.00	118,000.00	36,302.71	52,540.82	29,105.00	0.00	117,948.53	36,302.71	52,540.82	29,105.00	0.00	117,948.53	0.00	51.47	0.00	0.00
Professional Services	5021100000	1,563,000.00	299,533.51	1,862,533.51	1,563,000.00	299,533.51	0.00	0.00	1,862,533.51	140,138.52	396,885.22	228,437.53	0.00	765,461.27	600.00	255,074.25	251,286.42	0.00	506,960.67	0.00	1,087,072.24	0.00	258,500.60
Legal Services	5021101000	253,000.00	8,945.01	261,945.01	253,000.00	8,945.01	0.00	0.00	261,945.01	600.00	258,600.00	1,971.00	0.00	261,171.00	600.00	600.00	1,471.00	0.00	2,671.00	0.00	774.01	0.00	258,500.60
Other Professional Services	5021199000	1,300,000.00	290,588.50	1,590,588.50	1,300,000.00	290,588.50	0.00	0.00	1,590,588.50	139,538.52	138,285.22	226,466.53	0.00	504,290.27	0.00	254,474.25	249,815.42	0.00	504,289.67	0.00	1,086,298.23	0.00	80.00
General Services	5021200000	23,118,000.00	458,698.90	23,576,698.90	23,118,000.00	458,698.90	0.00	0.00	23,576,698.90	12,766,030.88	421,518.37	7,143,260.39	0.00	20,330,809.64	2,369,580.52	5,382,651.95	5,158,315.40	0.00	12,910,547.87	0.00	3,245,889.26	0.00	7,420,261.77
Janitorial Services	5021202000	3,297,000.00	(1,033,930.40)	2,263,069.60	3,297,000.00	(1,033,930.40)	0.00	0.00	2,263,069.60	1,187,700.00	53,472.00												


Department : Other Executive Offices
 Agency : National Library of the Philippines
 Operating Unit : < not applicable >
 Organization Code (UACS) : 26 019 000000
 Fund Cluster : 01 Regular Agency Fund

X	Current Year Appropriations
	Supplemental Appropriations
	Continuing Appropriations

(e.g. UACS Fund Cluster: 01-Regular Agency Fund, 02-Foreign Assisted Projects Fund, 03-Special Account-Locally Funded/Domestic Grants Fund, and 04-Special Account-Foreign Assisted/Foreign Grants Fund)


Particulars	UACS CODE	Appropriations			Allotments			Obligations					Disbursements					Balances					
		Authorized Appropriations	Adjustments (Transfer To/From, Modifications/Augmentations)	Adjusted Appropriations	Allotments Received	Adjustments (Reductions, Modifications/Augmentations)	Transfer To	Transfer From	Adjusted Allotments	1st Quarter Ending March 31	2nd Quarter Ending June 30	3rd Quarter Ending Sept. 30	4th Quarter Ending Dec. 31	TOTAL	1st Quarter Ending March 31	2nd Quarter Ending June 30	3rd Quarter Ending Sept. 30	4th Quarter Ending Dec. 31	TOTAL	Unreleased Appropriations	Unobligated Allotments	Unpaid Obligations (15-20)=(23+24)	
		3	4	5=(3+4)	6	7	8	9	10=[(6+(-)7)-8+9]	11	12	13	14	15=(11+12+13+14)	16	17	18	19	20=(16+17+18+19)	21=(5-10)	22=(10-15)	23	24
Printing and Publication Expenses	5029902000	46,000.00	205,660.00	251,660.00	46,000.00	205,660.00	0.00	0.00	251,660.00	0.00	57,100.00	194,560.00	0.00	251,660.00	0.00	0.00	248,690.00	0.00	248,690.00	0.00	0.00	0.00	2,970.00
Representation Expenses	5029903000	800,000.00	37,803.52	837,803.52	800,000.00	37,803.52	0.00	0.00	837,803.52	829.00	17,127.85	483,893.27	0.00	501,849.92	829.00	11,518.80	212,502.12	0.00	224,849.92	0.00	335,953.60	0.00	277,000.00
Membership Dues and Contributions to Organizations	5029906000	258,000.00	(607.00)	257,393.00	258,000.00	(607.00)	0.00	0.00	257,393.00	32,242.58	203,758.72	2,807.82	0.00	238,809.12	32,242.58	67,500.00	139,096.54	0.00	238,809.12	0.00	18,583.88	0.00	0.00
Subscription Expenses	5029907000	3,700,000.00	908,697.00	4,608,697.00	3,700,000.00	908,697.00	0.00	0.00	4,608,697.00	3,559,710.00	938,756.80	25,000.00	0.00	4,523,466.80	0.00	3,061,032.00	934,773.00	0.00	3,995,905.00	0.00	85,230.20	0.00	527,661.80
ICT Software Subscription	5029907001	0.00	849,313.38	849,313.38	0.00	849,313.38	0.00	0.00	849,313.38	0.00	849,313.38	0.00	0.00	849,313.38	0.00	849,313.38	0.00	0.00	849,313.38	0.00	0.00	0.00	0.00
Library and Other Reading Materials Subscription Expenses	5029907004	3,700,000.00	59,383.62	3,759,383.62	3,700,000.00	59,383.62	0.00	0.00	3,759,383.62	3,559,710.00	89,443.42	25,000.00	0.00	3,674,153.42	0.00	2,211,718.62	934,773.00	0.00	3,146,491.62	0.00	85,230.20	0.00	527,661.80
Other Maintenance and Operating Expenses	5029999000	13,802,000.00	(4,626,504.27)	9,175,495.73	13,802,000.00	(4,626,504.27)	0.00	0.00	9,175,495.73	200.00	27,787.18	650.00	0.00	28,637.18	0.00	27,987.18	650.00	0.00	28,637.18	0.00	9,146,858.55	0.00	0.00
Other Maintenance and Operating Expenses	5029999099	13,802,000.00	(4,626,504.27)	9,175,495.73	13,802,000.00	(4,626,504.27)	0.00	0.00	9,175,495.73	200.00	27,787.18	650.00	0.00	28,637.18	0.00	27,987.18	650.00	0.00	28,637.18	0.00	9,146,858.55	0.00	0.00
Capital Outlays		49,478,000.00	0.00	49,478,000.00	49,478,000.00	0.00	0.00	0.00	49,478,000.00	0.00	43,243,422.57	3,895,000.00	0.00	47,138,422.57	0.00	0.00	8,557,283.39	0.00	8,557,283.39	0.00	2,339,577.43	0.00	38,581,139.18
Property, Plant and Equipment Outlay	5060400000	49,478,000.00	0.00	49,478,000.00	49,478,000.00	0.00	0.00	0.00	49,478,000.00	0.00	43,243,422.57	3,895,000.00	0.00	47,138,422.57	0.00	0.00	8,557,283.39	0.00	8,557,283.39	0.00	2,339,577.43	0.00	38,581,139.18
Buildings and Other Structures	5060404000	16,979,000.00	(16,835,222.57)	143,777.43	16,979,000.00	(16,835,222.57)	0.00	0.00	143,777.43	0.00	0.00	0.00	0.00	0.00	0.00	0.00	0.00	0.00	0.00	0.00	143,777.43	0.00	0.00
Other Structures	5060404099	16,979,000.00	(16,835,222.57)	143,777.43	16,979,000.00	(16,835,222.57)	0.00	0.00	143,777.43	0.00	0.00	0.00	0.00	0.00	0.00	0.00	0.00	0.00	0.00	0.00	143,777.43	0.00	0.00
Machinery and Equipment Outlay	5060405000	25,949,000.00	16,835,222.57	42,784,222.57	25,949,000.00	16,835,222.57	0.00	0.00	42,784,222.57	0.00	40,807,222.57	0.00	0.00	40,807,222.57	0.00	0.00	6,121,083.39	0.00	6,121,083.39	0.00	1,977,000.00	0.00	34,686,139.18
Information and Communication Technology Equipment	5060405003	1,977,000.00	0.00	1,977,000.00	1,977,000.00	0.00	0.00	0.00	1,977,000.00	0.00	0.00	0.00	0.00	0.00	0.00	0.00	0.00	0.00	0.00	0.00	1,977,000.00	0.00	0.00
Other Machinery and Equipment	5060405099	23,972,000.00	16,835,222.57	40,807,222.57	23,972,000.00	16,835,222.57	0.00	0.00	40,807,222.57	0.00	40,807,222.57	0.00	0.00	40,807,222.57	0.00	0.00	6,121,083.39	0.00	6,121,083.39	0.00	0.00	0.00	34,686,139.18
Transportation Equipment Outlay	5060406000	6,550,000.00	0.00	6,550,000.00	6,550,000.00	0.00	0.00	0.00	6,550,000.00	0.00	2,436,200.00	3,895,000.00	0.00	6,331,200.00	0.00	0.00	2,436,200.00	0.00	2,436,200.00	0.00	218,800.00	0.00	3,895,000.00
Motor Vehicles	5060406001	2,650,000.00	0.00	2,650,000.00	2,650,000.00	0.00	0.00	0.00	2,650,000.00	0.00	2,436,200.00	0.00	0.00	2,436,200.00	0.00	0.00	2,436,200.00	0.00	2,436,200.00	0.00	213,800.00	0.00	0.00
Other Transportation Equipment	5060406099	3,900,000.00	0.00	3,900,000.00	3,900,000.00	0.00	0.00	0.00	3,900,000.00	0.00	0.00	3,895,000.00	0.00	3,895,000.00	0.00	0.00	0.00	0.00	0.00	0.00	5,000.00	0.00	3,895,000.00
B. AUTOMATIC APPROPRIATIONS		6,039,000.00	0.00	6,039,000.00	6,039,000.00	0.00	0.00	0.00	6,039,000.00	986,383.68	1,555,589.16	2,076,022.85	0.00	4,617,995.69	986,383.68	1,555,589.16	2,076,022.85	0.00	4,617,995.69	0.00	1,421,004.31	0.00	0.00
Retirement and Life Insurance Premiums		6,039,000.00	0.00	6,039,000.00	6,039,000.00	0.00	0.00	0.00	6,039,000.00	986,383.68	1,555,589.16	2,076,022.85	0.00	4,617,995.69	986,383.68	1,555,589.16	2,076,022.85	0.00	4,617,995.69	0.00	1,421,004.31	0.00	0.00
C. SPECIAL PURPOSE FUNDS		0.00	1,763,423.00	1,763,423.00	0.00	1,763,423.00	0.00	0.00	1,763,423.00	0.00	0.00	1,763,422.11	0.00	1,763,422.11	0.00	0.00	1,763,422.11	0.00	1,763,422.11	0.00	0.89	0.00	0.00
Pension and Gratuity Fund		0.00	1,763,423.00	1,763,423.00	0.00	1,763,423.00	0.00	0.00	1,763,423.00	0.00	0.00	1,763,422.11	0.00	1,763,422.11	0.00	0.00	1,763,422.11	0.00	1,763,422.11	0.00	0.89	0.00	0.00
Other Personnel Benefits	5010400000	0.00	1,763,423.00	1,763,423.00	0.00	1,763,423.00	0.00	0.00	1,763,423.00	0.00	0.00	1,763,422.11	0.00	1,763,422.11	0.00	0.00	1,763,422.11	0.00	1,763,422.11	0.00	0.89	0.00	0.00
Terminal Leave Benefits		0.00	1,763,423.00	1,763,423.00	0.00	1,763,423.00	0.00	0.00	1,763,423.00	0.00	0.00	1,763,422.11	0.00	1,763,422.11	0.00	0.00	1,763,422.11	0.00	1,763,422.11	0.00	0.89	0.00	0.00
Terminal Leave Benefits - Civilian	5010403001	0.00	1,763,423.00	1,763,423.00	0.00	1,763,423.00	0.00	0.00	1,763,423.00	0.00	0.00	1,763,422.11	0.00	1,763,422.11	0.00	0.00	1,763,422.11	0.00	1,763,422.11	0.00	0.89	0.00	0.00
GRAND TOTAL		214,314,000.00	1,763,423.00	216,077,423.00	214,314,000.00	1,763,423.00	0.00	0.00	216,077,423.00	44,387,274.04	76,925,813.68	44,609,032.25	0.00	165,922,119.97	21,699,265.61	39,640,234.32	50,040,156.37	0.00	111,379,676.30	0.00	50,155,303.03	0.00	54,542,441.67

Certified Correct:

 VANGUARDIA MARVIN SANCHEZ
 Budget Officer
 Date: 2022-10-29 12:20:46

Certified Correct:

 GERALDINE V. GUI SANDO
 Accountant III
 Date:

Recommending Approval:

 BASAGRE FE BALOSO
 Chief Administrative Officer
 Date: 2022-10-29 13:25:29

Approved By:

 ADRIANO CESAR GILBERT QUIZO
 Agency Head
 Date: 2022-10-29 13:28:42

SUMMARY OF APPROPRIATIONS, ALLOTMENTS, OBLIGATIONS, DISBURSEMENTS AND BALANCES BY OBJECT OF EXPENDITURES
As at the Quarter Ending September 30, 2022

Department: Other Executive Offices
 Agency/Entity: National Library of the Philippines
 Operating Unit: < not applicable >
 Organization Code (UACS): 26 019 000000
 Fund Cluster: 01 Regular Agency Fund
 (e.g. UACS Fund Cluster: 01-Regular Agency Fund, 02-Foreign Assisted Projects Fund, 03-Special Account-Locally Funded/Domestic Grants Fund, and 04-Special Account-Foreign Assisted/Foreign Grants Fund)

	Current Year Appropriations
	Supplemental Appropriations
X	Continuing Appropriations

Particulars	UACS CODE	Appropriations			Allotments			Obligations					Disbursements					Balances					
		Authorized Appropriations	Adjustments (Transfer To/From, Modifications/ Augmentations)	Adjusted Appropriations	Allotments Received	Adjustments (Reductions, Modifications/ Augmentations)	Transfer To	Transfer From	Adjusted Allotments	1st Quarter Ending March 31	2nd Quarter Ending June 30	3rd Quarter Ending Sept. 30	4th Quarter Ending Dec. 31	TOTAL	1st Quarter Ending March 31	2nd Quarter Ending June 30	3rd Quarter Ending Sept. 30	4th Quarter Ending Dec. 31	TOTAL	Unreleased Appropriations	Unobligated Allotments	Unpaid Obligations (15-20)=(23+24)	
		3	4	5=(3+4)	6	7	8	9	10=[(6+(-)7)-8+9]	11	12	13	14	15=(11+12+13+14)	16	17	18	19	20=(16+17+18+19)	21=(5-10)	22=(10-15)	23	24
SUMMARY		47,233,736.11	0.00	47,233,736.11	47,233,736.11	0.00	0.00	0.00	47,233,736.11	10,939,072.96	6,820,705.97	16,978,014.86	0.00	34,737,793.79	134,400.00	3,596,234.50	6,109,174.37	0.00	9,839,608.87	0.00	12,495,942.32	0.00	24,897,984.92
I. CONTINUING APPROPRIATIONS		47,233,736.11	0.00	47,233,736.11	47,233,736.11	0.00	0.00	0.00	47,233,736.11	10,939,072.96	6,820,705.97	16,978,014.86	0.00	34,737,793.79	134,400.00	3,596,234.50	6,109,174.37	0.00	9,839,608.87	0.00	12,495,942.32	0.00	24,897,984.92
I. Agency Specific Budget		47,233,736.11	0.00	47,233,736.11	47,233,736.11	0.00	0.00	0.00	47,233,736.11	10,939,072.96	6,820,705.97	16,978,014.86	0.00	34,737,793.79	134,400.00	3,596,234.50	6,109,174.37	0.00	9,839,608.87	0.00	12,495,942.32	0.00	24,897,984.92
Maintenance and Other Operating Expenses		15,161,635.25	0.00	15,161,635.25	15,161,635.25	0.00	0.00	0.00	15,161,635.25	9,044,297.96	553,071.97	949,414.86	0.00	10,546,784.79	134,400.00	2,483,209.50	1,910,568.37	0.00	4,528,177.87	0.00	4,614,850.46	0.00	6,018,606.92
Training and Scholarship Expenses	502020000	1,078,350.00	(32,537.50)	1,045,812.50	1,078,350.00	(32,537.50)	0.00	0.00	1,045,812.50	257,600.00	0.00	0.00	0.00	257,600.00	134,400.00	0.00	0.00	0.00	134,400.00	0.00	788,212.50	0.00	123,200.00
Training Expenses	5020201000	1,078,350.00	(32,537.50)	1,045,812.50	1,078,350.00	(32,537.50)	0.00	0.00	1,045,812.50	257,600.00	0.00	0.00	0.00	257,600.00	134,400.00	0.00	0.00	0.00	134,400.00	0.00	788,212.50	0.00	123,200.00
ICT Training Expenses	5020201001	225,000.00	(32,537.50)	192,462.50	225,000.00	(32,537.50)	0.00	0.00	192,462.50	0.00	0.00	0.00	0.00	0.00	0.00	0.00	0.00	0.00	0.00	0.00	192,462.50	0.00	0.00
Training Expenses	5020201002	853,350.00	0.00	853,350.00	853,350.00	0.00	0.00	0.00	853,350.00	257,600.00	0.00	0.00	0.00	257,600.00	134,400.00	0.00	0.00	0.00	134,400.00	0.00	595,750.00	0.00	123,200.00
Supplies and Materials Expenses	5020300000	1,966,807.11	7,811,762.09	9,778,569.20	1,966,807.11	7,811,762.09	0.00	0.00	9,778,569.20	8,752,279.50	442,700.00	114,125.00	0.00	9,309,104.50	0.00	2,454,609.50	1,394,195.00	0.00	3,848,804.50	0.00	469,464.70	0.00	5,460,300.00
Office Supplies Expenses	5020301000	271,026.23	(68,943.32)	202,082.91	271,026.23	(68,943.32)	0.00	0.00	202,082.91	0.00	0.00	86,700.00	0.00	86,700.00	0.00	0.00	0.00	0.00	0.00	0.00	115,382.91	0.00	86,700.00
ICT Office Supplies	5020301001	213,273.73	(68,943.32)	144,330.41	213,273.73	(68,943.32)	0.00	0.00	144,330.41	0.00	0.00	86,700.00	0.00	86,700.00	0.00	0.00	0.00	0.00	0.00	0.00	57,630.41	0.00	86,700.00
Office Supplies Expenses	5020301002	57,752.50	0.00	57,752.50	57,752.50	0.00	0.00	0.00	57,752.50	0.00	0.00	0.00	0.00	0.00	0.00	0.00	0.00	0.00	0.00	0.00	57,752.50	0.00	0.00
Accountable Forms Expenses	5020302000	5,000.00	0.00	5,000.00	5,000.00	0.00	0.00	0.00	5,000.00	0.00	0.00	0.00	0.00	0.00	0.00	0.00	0.00	0.00	0.00	0.00	5,000.00	0.00	0.00
Drugs and Medicines Expenses	5020307000	40,000.00	250.00	40,250.00	40,000.00	250.00	0.00	0.00	40,250.00	0.00	0.00	27,290.00	0.00	27,290.00	0.00	0.00	0.00	0.00	0.00	0.00	12,960.00	0.00	27,290.00
Medical, Dental and Laboratory Supplies Expenses	5020308000	618,660.00	(618,660.00)	0.00	618,660.00	(618,660.00)	0.00	0.00	0.00	0.00	0.00	0.00	0.00	0.00	0.00	0.00	0.00	0.00	0.00	0.00	0.00	0.00	0.00
Semi-Expendable Machinery and Equipment Expenses	5020321000	18,000.00	372,700.00	390,700.00	18,000.00	372,700.00	0.00	0.00	390,700.00	0.00	372,700.00	0.00	0.00	372,700.00	0.00	0.00	372,700.00	0.00	372,700.00	0.00	18,000.00	0.00	0.00
Semi-Expendable Machinery and Equipment Expenses	5020321000	0.00	0.00	0.00	0.00	0.00	0.00	0.00	0.00	0.00	0.00	0.00	0.00	0.00	0.00	0.00	0.00	0.00	0.00	0.00	0.00	0.00	0.00
Office Equipment	5020321002	0.00	247,500.00	247,500.00	0.00	247,500.00	0.00	0.00	247,500.00	0.00	247,500.00	0.00	0.00	247,500.00	0.00	0.00	247,500.00	0.00	247,500.00	0.00	0.00	0.00	0.00
Information and Communications Technology Equipment	5020321003	18,000.00	125,200.00	143,200.00	18,000.00	125,200.00	0.00	0.00	143,200.00	0.00	125,200.00	0.00	0.00	125,200.00	0.00	0.00	125,200.00	0.00	125,200.00	0.00	18,000.00	0.00	0.00
Semi-Expendable Furniture, Fixtures and Books Expenses	5020322000	312,517.29	3,774,152.50	4,086,669.79	312,517.29	3,774,152.50	0.00	0.00	4,086,669.79	3,772,009.50	70,000.00	0.00	0.00	3,842,009.50	0.00	2,454,609.50	1,021,495.00	0.00	3,476,104.50	0.00	244,660.29	0.00	365,905.00
Books	5020322002	312,517.29	3,774,152.50	4,086,669.79	312,517.29	3,774,152.50	0.00	0.00	4,086,669.79	3,772,009.50	70,000.00	0.00	0.00	3,842,009.50	0.00	2,454,609.50	1,021,495.00	0.00	3,476,104.50	0.00	244,660.29	0.00	365,905.00
Other Supplies and Materials Expenses	5020399000	701,603.59	4,352,262.91	5,053,866.50	701,603.59	4,352,262.91	0.00	0.00	5,053,866.50	4,980,270.00	0.00	135.00	0.00	4,980,405.00	0.00	0.00	0.00	0.00	0.00	0.00	73,461.50	0.00	4,980,405.00
Utility Expenses	5020400000	5,458,331.92	(4,974,135.23)	484,196.69	5,458,331.92	(4,974,135.23)	0.00	0.00	484,196.69	24,998.46	16,381.97	0.00	0.00	41,380.43	0.00	0.00	41,380.43	0.00	41,380.43	0.00	442,816.28	0.00	0.00
Water Expenses	5020401000	1,036,364.64	(971,934.08)	64,430.56	1,036,364.64	(971,934.08)	0.00	0.00	64,430.56	0.00	0.00	0.00	0.00	0.00	0.00	0.00	0.00	0.00	0.00	0.00	64,430.56	0.00	0.00
Electricity Expenses	5020402000	4,421,967.28	(4,002,201.15)	419,766.13	4,421,967.28	(4,002,201.15)	0.00	0.00	419,766.13	24,998.46	16,381.97	0.00	0.00	41,380.43	0.00	0.00	41,380.43	0.00	41,380.43	0.00	378,385.70	0.00	0.00
Communication Expenses	5020500000	2,591,358.95	(2,179,875.50)	411,483.45	2,591,358.95	(2,179,875.50)	0.00	0.00	411,483.45	0.00	0.00	54,342.00	0.00	54,342.00	0.00	0.00	54,342.00	0.00	54,342.00	0.00	357,141.45	0.00	0.00
Postage and Courier Services	5020501000	204,548.00	0.00	204,548.00	204,548.00	0.00	0.00	0.00	204,548.00	0.00	0.00	54,342.00	0.00	54,342.00	0.00	0.00	54,342.00	0.00	54,342.00	0.00	150,206.00	0.00	0.00

This report was generated using the Unified Reporting System on null version.FAR1A.1.1 ; Status : SUBMITTED

Department: Other Executive Offices
 Agency/Entity: National Library of the Philippines
 Operating Unit: < not applicable >
 Organization Code (UACS): 26 019 000000
 Fund Cluster: 01 Regular Agency Fund

	Current Year Appropriations
	Supplemental Appropriations
X	Continuing Appropriations

(e.g. UACS Fund Cluster: 01-Regular Agency Fund, 02-Foreign Assisted Projects Fund, 03-Special Account-Locally Funded/Domestic Grants Fund, and 04-Special Account-Foreign Assisted/Foreign Grants Fund)


Particulars	UACS CODE	Appropriations			Allotments			Obligations					Disbursements					Balances						
		Authorized Appropriations	Adjustments (Transfer To/From, Modifications/Augmentations)	Adjusted Appropriations	Allotments Received	Adjustments (Reductions, Modifications/Augmentations)	Transfer To	Transfer From	Adjusted Allotments	1st Quarter Ending March 31	2nd Quarter Ending June 30	3rd Quarter Ending Sept. 30	4th Quarter Ending Dec. 31	TOTAL	1st Quarter Ending March 31	2nd Quarter Ending June 30	3rd Quarter Ending Sept. 30	4th Quarter Ending Dec. 31	TOTAL	Unreleased Appropriations	Unobligated Allotments	Unpaid Obligations (15-20)=(23+24)		
																						Due and Demandable	Not Yet Due and Demandable	
1	2	3	4	5=(3+4)	6	7	8	9	10=[(6+(-)7)-8+9]	11	12	13	14	15=(11+12+13+14)	16	17	18	19	20=(16+17+18+19)	21=(5-10)	22=(10-15)	23	24	
Telephone Expenses	5020502000	80,036.95	(28,583.00)	51,453.95	80,036.95	(28,583.00)	0.00	0.00	51,453.95	0.00	0.00	0.00	0.00	0.00	0.00	0.00	0.00	0.00	0.00	0.00	0.00	51,453.95	0.00	0.00
Mobile	5020502001	29,145.95	(17,002.00)	12,143.95	29,145.95	(17,002.00)	0.00	0.00	12,143.95	0.00	0.00	0.00	0.00	0.00	0.00	0.00	0.00	0.00	0.00	0.00	0.00	12,143.95	0.00	0.00
Landline	5020502002	50,891.00	(11,581.00)	39,310.00	50,891.00	(11,581.00)	0.00	0.00	39,310.00	0.00	0.00	0.00	0.00	0.00	0.00	0.00	0.00	0.00	0.00	0.00	0.00	39,310.00	0.00	0.00
Internet Subscription Expenses	5020503000	2,306,774.00	(2,151,292.50)	155,481.50	2,306,774.00	(2,151,292.50)	0.00	0.00	155,481.50	0.00	0.00	0.00	0.00	0.00	0.00	0.00	0.00	0.00	0.00	0.00	0.00	155,481.50	0.00	0.00
Confidential, Intelligence and Extraordinary Expenses	5021000000	1,290.00	0.00	1,290.00	1,290.00	0.00	0.00	0.00	1,290.00	0.00	0.00	0.00	0.00	0.00	0.00	0.00	0.00	0.00	0.00	0.00	0.00	1,290.00	0.00	0.00
Extraordinary and Miscellaneous Expenses	5021003000	1,290.00	0.00	1,290.00	1,290.00	0.00	0.00	0.00	1,290.00	0.00	0.00	0.00	0.00	0.00	0.00	0.00	0.00	0.00	0.00	0.00	0.00	1,290.00	0.00	0.00
Professional Services	5021100000	28,430.00	0.00	28,430.00	28,430.00	0.00	0.00	0.00	28,430.00	0.00	0.00	0.00	0.00	0.00	0.00	0.00	0.00	0.00	0.00	0.00	0.00	28,430.00	0.00	0.00
Legal Services	5021101000	28,430.00	0.00	28,430.00	28,430.00	0.00	0.00	0.00	28,430.00	0.00	0.00	0.00	0.00	0.00	0.00	0.00	0.00	0.00	0.00	0.00	0.00	28,430.00	0.00	0.00
General Services	5021200000	1,512,728.65	(685,153.86)	827,574.79	1,512,728.65	(685,153.86)	0.00	0.00	827,574.79	0.00	0.00	508,347.00	0.00	508,347.00	0.00	0.00	178,715.08	0.00	178,715.08	0.00	0.00	319,227.79	0.00	329,631.92
Janitorial Services	5021202000	473,989.88	(274,238.34)	199,751.54	473,989.88	(274,238.34)	0.00	0.00	199,751.54	0.00	0.00	94,085.00	0.00	94,085.00	0.00	0.00	38,812.89	0.00	38,812.89	0.00	0.00	105,666.54	0.00	55,272.11
Security Services	5021203000	353,611.69	(161,508.00)	192,103.69	353,611.69	(161,508.00)	0.00	0.00	192,103.69	0.00	0.00	0.00	0.00	0.00	0.00	0.00	0.00	0.00	0.00	0.00	0.00	192,103.69	0.00	0.00
Other General Services	5021299000	685,127.08	(249,407.52)	435,719.56	685,127.08	(249,407.52)	0.00	0.00	435,719.56	0.00	0.00	414,262.00	0.00	414,262.00	0.00	0.00	139,902.19	0.00	139,902.19	0.00	0.00	21,457.56	0.00	274,359.81
Other General Services	5021299999	685,127.08	(249,407.52)	435,719.56	685,127.08	(249,407.52)	0.00	0.00	435,719.56	0.00	0.00	414,262.00	0.00	414,262.00	0.00	0.00	139,902.19	0.00	139,902.19	0.00	0.00	21,457.56	0.00	274,359.81
Repairs and Maintenance	5021300000	1,193,988.06	77,787.00	1,271,775.06	1,193,988.06	77,787.00	0.00	0.00	1,271,775.06	0.00	93,990.00	251,464.77	0.00	345,454.77	0.00	25,000.00	217,379.77	0.00	242,379.77	0.00	0.00	926,320.29	0.00	103,075.00
Repairs and Maintenance - Buildings and Other Structures	5021304000	300,000.00	29,375.00	329,375.00	300,000.00	29,375.00	0.00	0.00	329,375.00	0.00	0.00	242,667.77	0.00	242,667.77	0.00	0.00	139,592.77	0.00	139,592.77	0.00	0.00	86,707.23	0.00	103,075.00
Buildings	5021304001	300,000.00	29,375.00	329,375.00	300,000.00	29,375.00	0.00	0.00	329,375.00	0.00	0.00	242,667.77	0.00	242,667.77	0.00	0.00	139,592.77	0.00	139,592.77	0.00	0.00	86,707.23	0.00	103,075.00
Repairs and Maintenance - Machinery and Equipment	5021305000	761,605.46	48,412.00	810,017.46	761,605.46	48,412.00	0.00	0.00	810,017.46	0.00	93,990.00	8,797.00	0.00	102,787.00	0.00	25,000.00	77,787.00	0.00	102,787.00	0.00	0.00	707,250.46	0.00	0.00
Machinery	5021305001	225,170.46	0.00	225,170.46	225,170.46	0.00	0.00	0.00	225,170.46	0.00	0.00	0.00	0.00	0.00	0.00	0.00	0.00	0.00	0.00	0.00	0.00	225,170.46	0.00	0.00
Office Equipment	5021305002	345,750.00	39,615.00	385,365.00	345,750.00	39,615.00	0.00	0.00	385,365.00	0.00	93,990.00	0.00	0.00	93,990.00	0.00	25,000.00	68,990.00	0.00	93,990.00	0.00	0.00	291,375.00	0.00	0.00
Information and Communication Technology Equipment	5021305003	190,685.00	8,797.00	199,482.00	190,685.00	8,797.00	0.00	0.00	199,482.00	0.00	0.00	8,797.00	0.00	8,797.00	0.00	0.00	8,797.00	0.00	8,797.00	0.00	0.00	190,685.00	0.00	0.00
Repairs and Maintenance - Transportation Equipment	5021306000	132,382.60	0.00	132,382.60	132,382.60	0.00	0.00	0.00	132,382.60	0.00	0.00	0.00	0.00	0.00	0.00	0.00	0.00	0.00	0.00	0.00	0.00	132,382.60	0.00	0.00
Motor Vehicles	5021306001	132,382.60	0.00	132,382.60	132,382.60	0.00	0.00	0.00	132,382.60	0.00	0.00	0.00	0.00	0.00	0.00	0.00	0.00	0.00	0.00	0.00	0.00	132,382.60	0.00	0.00
Taxes, Insurance Premiums and Other Fees	5021500000	206,294.46	1,056.68	207,351.14	206,294.46	1,056.68	0.00	0.00	207,351.14	0.00	0.00	21,136.09	0.00	21,136.09	0.00	0.00	21,136.09	0.00	21,136.09	0.00	0.00	186,214.37	0.00	0.00
Fidelity Bond Premiums	5021502000	31,937.50	0.00	31,937.50	31,937.50	0.00	0.00	0.00	31,937.50	0.00	0.00	0.00	0.00	0.00	0.00	0.00	0.00	0.00	0.00	0.00	0.00	31,937.50	0.00	0.00
Insurance Expenses	5021503000	174,356.96	1,056.68	175,413.64	174,356.96	1,056.68	0.00	0.00	175,413.64	0.00	0.00	21,136.09	0.00	21,136.09	0.00	0.00	21,136.09	0.00	21,136.09	0.00	0.00	154,276.87	0.00	0.00
Other Maintenance and Operating Expenses	5029900000	1,124,056.10	(18,903.68)	1,105,152.42	1,124,056.10	(18,903.68)	0.00	0.00	1,105,152.42	9,420.00	0.00	0.00	0.00	9,420.00	0.00	3,600.00	3,420.00	0.00	7,020.00	(0.68)	0.00	1,095,733.10	0.00	2,400.00
Representation Expenses	5029903000	568,777.00	0.00	568,777.00	568,777.00	0.00	0.00	0.00	568,777.00	0.00	0.00	0.00	0.00	0.00	0.00	0.00	0.00	0.00	0.00	0.00	0.00	568,777.00	0.00	0.00
Membership Dues and Contributions to Organizations	5029906000	15,000.00	0.00	15,000.00	15,000.00	0.00	0.00	0.00	15,000.00	0.00	0.00	0.00	0.00	0.00	0.00	0.00	0.00	0.00	0.00	0.00	0.00	15,000.00	0.00	0.00
Subscription Expenses	5029907000	230,747.12	2,250.00	232,997.12	230,747.12	2,250.00	0.00	0.00	232,997.12	9,420.00	0.00	0.00	0.00	9,420.00	0.00	3,600.00	3,420.00	0.00	7,020.00	0.00	0.00	223,577.12	0.00	2,400.00
Library and Other Reading Materials Subscription	5029907004	230,747.12	2,250.00	232,997.12	230,747.12	2,250.00	0.00	0.00	232,997.12	9,420.00	0.00	0.00	0.00	9,420.00	0.00	3,600.00	3,420.00	0.00	7,020.00	0.00	0.00	223,577.12	0.00	2,400.00
Other Maintenance and Operating Expenses	5029999000	309,531.98	(21,153.68)	288,378.30	309,531.98	(21,153.68)	0.00	0.00	288,378.30	0.00	0.00	0.00	0.00	0.00	0.00	0.00	0.00	0.00	0.00	(0.68)	0.00	288,378.98	0.00	0.00


Department: Other Executive Offices
 Agency/Entity: National Library of the Philippines
 Operating Unit: < not applicable >
 Organization Code (UACS): 26 019 0000000
 Fund Cluster: 01 Regular Agency Fund


	Current Year Appropriations
	Supplemental Appropriations
X	Continuing Appropriations


(e.g. UACS Fund Cluster: 01-Regular Agency Fund, 02-Foreign Assisted Projects Fund, 03-Special Account-Locally Funded/Domestic Grants Fund, and 04-Special Account-Foreign Assisted/Foreign Grants Fund)

Particulars	UACS CODE	Appropriations			Allotments					Obligations					Disbursements					Balances			
		Authorized Appropriations	Adjustments (Transfer To/From, Modifications/ Augmentations)	Adjusted Appropriations	Allotments Received	Adjustments (Reductions, Modifications/ Augmentations)	Transfer To	Transfer From	Adjusted Allotments	1st Quarter Ending March 31	2nd Quarter Ending June 30	3rd Quarter Ending Sept. 30	4th Quarter Ending Dec. 31	TOTAL	1st Quarter Ending March 31	2nd Quarter Ending June 30	3rd Quarter Ending Sept. 30	4th Quarter Ending Dec. 31	TOTAL	Unreleased Appropriations	Unobligated Allotments	Unpaid Obligations (15-20)=(23+24)	
																						Due and Demandable	Not Yet Due and Demandable
1	2	3	4	5=(3+4)	6	7	8	9	10=[(6+(-)7)-8+9]	11	12	13	14	15=(11+12+13+14)	16	17	18	19	20=(16+17+18+19)	21=(5-10)	22=(10-15)	23	24
Other Maintenance and Operating Expenses	5029999099	309,531.98	(21,153.68)	288,378.30	309,531.98	(21,153.00)	0.00	0.00	288,378.98	0.00	0.00	0.00	0.00	0.00	0.00	0.00	0.00	0.00	0.00	(0.88)	288,378.98	0.00	0.00
Capital Outlays		32,072,100.86	0.00	32,072,100.86	32,072,100.86	0.00	0.00	0.00	32,072,100.86	1,894,775.00	6,267,634.00	16,028,600.00	0.00	24,191,009.00	0.00	1,113,025.00	4,198,606.00	0.00	5,311,631.00	0.00	7,881,091.86	0.00	18,879,378.00
Property, Plant and Equipment Outlay	5060400000	32,072,100.86	0.00	32,072,100.86	32,072,100.86	0.00	0.00	0.00	32,072,100.86	1,894,775.00	6,267,634.00	16,028,600.00	0.00	24,191,009.00	0.00	1,113,025.00	4,198,606.00	0.00	5,311,631.00	0.00	7,881,091.86	0.00	18,879,378.00
Machinery and Equipment Outlay	5060405000	32,021,100.86	0.00	32,021,100.86	32,021,100.86	0.00	0.00	0.00	32,021,100.86	1,894,775.00	6,267,634.00	16,028,600.00	0.50	24,191,009.00	0.00	1,113,025.00	4,198,606.00	0.00	5,311,631.00	0.00	7,830,091.86	0.00	18,879,378.00
Office Equipment	5060405002	2,400,000.00	0.00	2,400,000.00	2,400,000.00	0.00	0.00	0.00	2,400,000.00	149,035.00	2,167,094.00	19,600.00	0.00	2,335,729.00	0.00	149,035.00	2,186,694.00	0.00	2,335,729.00	0.00	64,271.00	0.00	0.00
Information and Communication Technology Equipment	5060405003	2,021,100.86	0.00	2,021,100.86	2,021,100.86	0.00	0.00	0.00	2,021,100.86	1,745,740.00	0.00	0.00	0.00	1,745,740.00	0.00	983,990.00	781,750.00	0.00	1,745,740.00	0.00	275,360.86	0.00	0.00
Other Machinery and Equipment	5060405099	27,600,000.00	0.00	27,600,000.00	27,600,000.00	0.00	0.00	0.00	27,600,000.00	0.00	4,100,540.00	16,009,000.00	0.00	20,109,540.00	0.00	0.00	1,230,162.00	0.00	1,230,162.00	0.00	7,490,460.00	0.00	18,879,378.00
Furniture, Fixtures and Books Outlay	5060407000	51,000.00	0.00	51,000.00	51,000.00	0.00	0.00	0.00	51,000.00	0.00	0.00	0.00	0.00	0.00	0.00	0.00	0.00	0.00	0.00	0.00	51,000.00	0.00	0.00
Books	5060407002	51,000.00	0.00	51,000.00	51,000.00	0.00	0.00	0.00	51,000.00	0.00	0.00	0.00	0.00	0.00	0.00	0.00	0.00	0.00	0.00	0.00	51,000.00	0.00	0.00
GRAND TOTAL		47,233,736.11	0.00	47,233,736.11	47,233,736.11	0.00	0.00	0.00	47,233,736.11	10,939,072.96	6,820,705.97	16,978,014.86	0.00	34,737,793.79	134,400.00	3,596,234.50	6,108,174.37	0.00	9,639,806.67	0.00	12,495,942.32	0.00	24,897,984.92

Certified Correct:

 Marvin S. Vanguardia
 Budget Officer
 Date:

Certified Correct:

 Geraldine V. Guisando
 Accountant III
 Date:

Recommending Approval:

 Fe B. Basagre
 Chief Administrative Officer
 Date:

Approved By:

 Cesar Gilbert Q. Adriano
 Agency Head
 Date: