

STATEMENT OF APPROPRIATIONS, ALLOTMENTS, OBLIGATIONS, DISBURSEMENTS AND BALANCES
As at the Quarter Ending September 30, 2019

Department: Other Executive Offices
Agency: National Library of the Philippines
Operating Unit: < not applicable >
Organization Code: 26 019 000000
Fund Cluster: 01 Regular Agency Fund
(e.g. UACS Fund Cluster: 01-Regular Agency Fund, 02-Foreign Assisted Projects Fund, 03-Special Account-Locally Funded/Domestic Grants Fund, and 04-Special Account-Foreign Assisted/Foreign Grants Fund)

X	Current Year Appropriations
	Supplemental Appropriations
	Continuing Appropriations

Particulars	UACS CODE	Appropriations				Allotments				Obligations					Disbursements				Balances				
		Authorized Appropriations	Adjustments (Transfer To/From, Modifications/ Augmentations)	Adjusted Appropriations	Allotments Received	Adjustments (Reductions, Modifications/ Augmentations)	Transfer To	Transfer From	Adjusted Allotments	1st Quarter Ending March 31	2nd Quarter Ending June 30	3rd Quarter Ending Sept. 30	4th Quarter Ending Dec. 31	TOTAL	1st Quarter Ending March 31	2nd Quarter Ending June 30	3rd Quarter Ending Sept. 30	4th Quarter Ending Dec. 31	TOTAL	Unreleased Appropriations	Unobligated Allotments	Unpaid Obligations (15-20)=(23+24)	
		3	4	5=(3+4)	6	7	8	9	10=[(6+(-)7)-8+9]	11	12	13	14	15=(11+12+13+14)	16	17	18	19	20=(16+17+18+19)	21=(5-10)	22=(10-15)	23	24
SUMMARY		198,766,000.00	(20,400,000.00)	178,366,000.00	198,614,877.00	(20,400,000.00)	0.00	0.00	178,214,877.00	20,199,935.06	37,800,368.32	28,486,535.94	0.00	86,486,839.32	17,625,389.93	25,373,251.57	27,539,587.79	0.00	70,538,229.29	151,123.00	91,728,037.68	0.00	15,948,610.03
A. AGENCY SPECIFIC BUDGET		198,766,000.00	(20,400,000.00)	178,366,000.00	198,614,877.00	(20,400,000.00)	0.00	0.00	178,214,877.00	20,199,935.06	37,800,368.32	28,486,535.94	0.00	86,486,839.32	17,625,389.93	25,373,251.57	27,539,587.79	0.00	70,538,229.29	151,123.00	91,728,037.68	0.00	15,948,610.03
Personnel Services		64,101,000.00	0.00	64,101,000.00	63,949,877.00	0.00	0.00	0.00	63,949,877.00	11,908,193.10	18,272,478.91	13,036,500.05	0.00	43,217,172.06	11,908,192.30	18,272,478.91	12,802,455.09	0.00	42,963,126.30	151,123.00	20,732,704.94	0.00	234,045.76
Salaries and Wages	5010100000	48,494,000.00	(704,019.50)	47,789,980.50	48,494,000.00	(704,019.50)	0.00	0.00	47,789,980.50	10,639,699.02	12,356,438.61	11,436,635.93	0.00	34,432,773.56	10,639,699.02	12,356,438.61	11,436,635.93	0.00	34,432,773.56	0.00	13,357,206.94	0.00	0.00
Basic Salary - Civilian	5010101001	48,494,000.00	(704,019.50)	47,789,980.50	48,494,000.00	(704,019.50)	0.00	0.00	47,789,980.50	10,639,699.02	12,356,438.61	11,436,635.93	0.00	34,432,773.56	10,639,699.02	12,356,438.61	11,436,635.93	0.00	34,432,773.56	0.00	13,357,206.94	0.00	0.00
Other Compensation	5010200000	14,416,000.00	304,790.56	14,720,790.56	14,416,000.00	304,790.56	0.00	0.00	14,720,790.56	1,046,625.62	5,864,609.68	1,004,942.11	0.00	7,716,177.41	1,046,624.82	5,664,609.68	1,004,942.11	0.00	7,716,176.61	0.00	7,004,613.15	0.00	0.00
PERA - Civilian	5010201001	3,096,000.00	0.00	3,096,000.00	3,096,000.00	0.00	0.00	0.00	3,096,000.00	718,951.75	718,230.01	702,818.09	0.00	2,139,999.85	718,951.75	718,230.01	702,818.09	0.00	2,139,999.85	0.00	958,000.15	0.00	0.00
Representation Allowance (RA)	5010202000	588,000.00	76,250.00	664,250.00	588,000.00	76,250.00	0.00	0.00	664,250.00	162,500.00	166,500.00	144,500.00	0.00	473,500.00	162,500.00	166,500.00	144,500.00	0.00	473,500.00	0.00	190,750.00	0.00	0.00
Transportation Allowance (TA)	5010203001	588,000.00	42,500.00	630,500.00	588,000.00	42,500.00	0.00	0.00	630,500.00	135,500.00	139,500.00	119,500.00	0.00	394,500.00	135,500.00	139,500.00	119,500.00	0.00	394,500.00	0.00	236,000.00	0.00	0.00
Clothing/Uniform Allowance - Civilian	5010204001	774,000.00	0.00	774,000.00	774,000.00	0.00	0.00	0.00	774,000.00	0.00	720,000.00	0.00	0.00	720,000.00	0.00	720,000.00	0.00	0.00	720,000.00	0.00	54,000.00	0.00	0.00
Overtime Pay	5010213001	0.00	111,228.56	111,228.56	0.00	111,228.56	0.00	0.00	111,228.56	28,704.87	44,399.67	38,124.02	0.00	111,228.56	28,704.07	44,399.67	38,124.02	0.00	111,227.76	0.00	0.00	0.00	0.80
Bonus - Civilian	5010214001	4,040,000.00	0.00	4,040,000.00	4,040,000.00	0.00	0.00	0.00	4,040,000.00	968.00	304.00	0.00	0.00	1,273.00	968.00	304.00	0.00	0.00	1,273.00	0.00	4,038,727.00	0.00	0.00
Cash Gift - Civilian	5010215001	645,000.00	0.00	645,000.00	645,000.00	0.00	0.00	0.00	645,000.00	0.00	0.00	0.00	0.00	0.00	0.00	0.00	0.00	0.00	0.00	0.00	645,000.00	0.00	0.00
Productivity Enhancement Incentive - Civilian	5010299012	645,000.00	0.00	645,000.00	645,000.00	0.00	0.00	0.00	645,000.00	0.00	0.00	0.00	0.00	0.00	0.00	0.00	0.00	0.00	0.00	0.00	645,000.00	0.00	0.00
Mid-Year Bonus - Civilian	5010299036	4,040,000.00	74,812.00	4,114,812.00	4,040,000.00	74,812.00	0.00	0.00	4,114,812.00	0.00	3,875,676.00	0.00	0.00	3,875,676.00	0.00	3,875,676.00	0.00	0.00	3,875,676.00	0.00	239,136.00	0.00	0.00
Personnel Benefit Contributions	5010300000	860,000.00	1,491.33	861,491.33	860,000.00	1,491.33	0.00	0.00	861,491.33	197,310.59	189,205.63	210,998.97	0.00	597,515.19	197,310.59	189,205.63	210,998.97	0.00	597,515.19	0.00	263,976.14	0.00	0.00
Pag-IBIG - Civilian	5010302001	155,000.00	0.00	155,000.00	155,000.00	0.00	0.00	0.00	155,000.00	35,900.00	35,900.00	35,200.00	0.00	107,000.00	35,900.00	35,900.00	35,200.00	0.00	107,000.00	0.00	48,000.00	0.00	0.00
PhilHealth - Civilian	5010303001	550,000.00	0.00	550,000.00	550,000.00	0.00	0.00	0.00	550,000.00	125,510.59	119,914.30	128,698.97	0.00	374,123.86	125,510.59	119,914.30	128,698.97	0.00	374,123.86	0.00	175,876.14	0.00	0.00
ECIP - Civilian	5010304001	155,000.00	1,491.33	156,491.33	155,000.00	1,491.33	0.00	0.00	156,491.33	35,900.00	33,391.33	47,100.00	0.00	116,391.33	35,900.00	33,391.33	47,100.00	0.00	116,391.33	0.00	40,100.00	0.00	0.00
Other Personnel Benefits	5010400000	331,000.00	397,737.61	728,737.61	179,877.00	397,737.61	0.00	0.00	577,614.61	24,557.87	62,224.99	383,923.04	0.00	470,705.90	24,557.87	62,224.99	149,878.08	0.00	236,660.94	151,123.00	106,908.71	0.00	234,044.96
Terminal Leave Benefits - Civilian	5010403001	210,000.00	0.00	210,000.00	58,877.00	0.00	0.00	0.00	58,877.00	0.00	0.00	58,876.06	0.00	58,876.06	0.00	0.00	58,876.06	0.00	58,876.06	151,123.00	0.94	0.00	0.00
Lump-sum for Step Increments - Length of	5010499010	121,000.00	0.00	121,000.00	121,000.00	0.00	0.00	0.00	121,000.00	4,557.87	7,329.88	2,204.48	0.00	14,092.23	4,557.87	7,329.88	2,204.48	0.00	14,092.23	0.00	106,907.77	0.00	0.00
Loyalty Award - Civilian	5010499015	0.00	80,000.00	80,000.00	0.00	80,000.00	0.00	0.00	80,000.00	20,000.00	10,000.00	50,000.00	0.00	80,000.00	20,000.00	10,000.00	50,000.00	0.00	80,000.00	0.00	0.00	0.00	0.00
Other Personnel Benefits	5010499099	0.00	317,737.61	317,737.61	0.00	317,737.61	0.00	0.00	317,737.61	0.00	44,895.11	272,842.50	0.00	317,737.61	0.00	44,895.11	38,797.54	0.00	83,692.65	0.00	0.00	0.00	234,044.96
Maintenance and Other Operating Expenses		84,665,000.00	(20,400,000.00)	64,265,000.00	84,665,000.00	(20,400,000.00)	0.00	0.00	64,265,000.00	8,291,741.96	19,527,889.41	15,450,035.89	0.00	43,269,667.26	5,717,197.63	7,100,772.66	14,737,132.70	0.00	27,555,102.99	0.00	20,995,332.74	0.00	15,714,564.27
Traveling Expenses	5020100000	3,904,000.00	(1,873,954.00)	2,030,046.00	3,904,000.00	(1,873,954.00)	0.00	0.00	2,030,046.00	91,020.64	502,853.18	828,028.54	0.00	1,421,902.36	91,020.64	267,068.69	1,027,310.03	0.00	1,385,399.36	0.00	608,143.64	0.00	36,503.00

Department: Other Executive Offices
 Agency: National Library of the Philippines
 Operating Unit: < not applicable >
 Organization Code: 26 019 000000
 Fund Cluster: 01 Regular Agency Fund

X	Current Year Appropriations
	Supplemental Appropriations
	Continuing Appropriations

(e.g. UACS Fund Cluster: 01-Regular Agency Fund, 02-Foreign Assisted Projects Fund, 03-Special Account-Locally Funded/Domestic Grants Fund, and 04-Special Account-Foreign Assisted/Foreign Grants Fund)

Particulars	UACS CODE	Appropriations			Allotments			Obligations					Disbursements					Balances					
		Authorized Appropriations	Adjustments (Transfer To/From, Modifications/ Augmentations)	Adjusted Appropriations	Allotments Received	Adjustments (Reductions, Modifications/ Augmentations)	Transfer To	Transfer From	Adjusted Allotments	1st Quarter Ending March 31	2nd Quarter Ending June 30	3rd Quarter Ending Sept. 30	4th Quarter Ending Dec. 31	TOTAL	1st Quarter Ending March 31	2nd Quarter Ending June 30	3rd Quarter Ending Sept. 30	4th Quarter Ending Dec. 31	TOTAL	Unreleased Appropriations	Unobligated Allotments	Unpaid Obligations (15-20)=(23+24)	
		3	4	5=(3+4)	6	7	8	9	10=((6+(-)7)-8+9)	11	12	13	14	15=(11+12+13+14)	16	17	18	19	20=(16+17+18+19)	21=(5-10)	22=(10-15)	23	24
Traveling Expenses - Local	5020101000	3,404,000.00	(1,941,938.93)	1,462,061.07	3,404,000.00	(1,941,938.93)	0.00	0.00	1,462,061.07	24,620.50	430,946.51	398,350.42	0.00	853,917.43	24,620.50	195,162.02	597,631.91	0.00	817,414.43	0.00	608,143.64	0.00	36,503.00
Traveling Expenses - Foreign	5020102000	500,000.00	67,984.93	567,984.93	500,000.00	67,984.93	0.00	0.00	567,984.93	66,400.14	71,906.67	429,678.12	0.00	567,984.93	66,400.14	71,906.67	429,678.12	0.00	567,984.93	0.00	0.00	0.00	0.00
Training and Scholarship Expenses	5020200000	1,804,000.00	0.00	1,804,000.00	1,804,000.00	0.00	0.00	0.00	1,804,000.00	8,500.00	7,500.00	653,130.00	0.00	669,130.00	8,500.00	7,500.00	653,130.00	0.00	669,130.00	0.00	1,134,870.00	0.00	0.00
ICT Training Expenses	5020201001	304,000.00	0.00	304,000.00	304,000.00	0.00	0.00	0.00	304,000.00	0.00	0.00	0.00	0.00	0.00	0.00	0.00	0.00	0.00	0.00	0.00	304,000.00	0.00	0.00
Training Expenses	5020201002	1,500,000.00	0.00	1,500,000.00	1,500,000.00	0.00	0.00	0.00	1,500,000.00	8,500.00	7,500.00	653,130.00	0.00	669,130.00	8,500.00	7,500.00	653,130.00	0.00	669,130.00	0.00	830,870.00	0.00	0.00
Supplies and Materials Expenses	5020300000	19,879,000.00	483,826.33	20,362,826.33	19,879,000.00	483,826.33	0.00	0.00	20,362,826.33	802,019.94	7,416,363.30	2,488,800.63	0.00	10,707,183.87	72,741.90	430,096.84	1,766,904.03	0.00	2,269,742.77	0.00	9,655,642.46	0.00	8,437,441.10
ICT Office Supplies	5020301001	1,379,000.00	(11,865.98)	1,367,134.02	1,379,000.00	(11,865.98)	0.00	0.00	1,367,134.02	2,000.00	498,923.50	104,477.00	0.00	605,400.50	2,000.00	560.00	599,560.00	0.00	602,120.00	0.00	761,733.52	0.00	3,280.50
Office Supplies Expenses	5020301002	3,662,000.00	(241,881.04)	3,420,118.96	3,662,000.00	(241,881.04)	0.00	0.00	3,420,118.96	21,234.91	28,074.46	357,818.24	0.00	406,927.61	25,834.91	23,674.46	314,997.74	0.00	364,307.11	0.00	3,013,191.35	0.00	42,820.50
Accountable Forms Expenses	5020302000	0.00	3,200.00	3,200.00	0.00	3,200.00	0.00	0.00	3,200.00	1,600.00	800.00	800.00	0.00	3,200.00	1,600.00	800.00	800.00	0.00	3,200.00	0.00	0.00	0.00	0.00
Drugs and Medicines Expenses	5020307000	20,000.00	16,425.00	36,425.00	20,000.00	16,425.00	0.00	0.00	36,425.00	0.00	35,675.00	750.00	0.00	36,425.00	0.00	0.00	36,425.00	0.00	36,425.00	0.00	0.00	0.00	0.00
Medical, Dental and Laboratory Supplies	5020308000	60,000.00	611,350.00	671,350.00	60,000.00	611,350.00	0.00	0.00	671,350.00	550.00	690.00	670,200.00	0.00	671,350.00	0.00	1,150.00	1,200.00	0.00	2,350.00	0.00	0.00	0.00	669,000.00
Fuel, Oil and Lubricants Expenses	5020309000	300,000.00	150.00	300,150.00	300,000.00	150.00	0.00	0.00	300,150.00	38,406.99	33,642.54	49,988.13	0.00	122,037.66	38,406.99	33,642.54	49,988.13	0.00	121,887.66	0.00	178,112.34	0.00	150.00
Books	5020322002	12,252,000.00	0.00	12,252,000.00	12,252,000.00	0.00	0.00	0.00	12,252,000.00	617,648.04	6,739,861.00	592,266.00	0.00	7,949,775.04	0.00	251,313.04	316,253.00	0.00	567,566.04	0.00	4,302,224.96	0.00	7,382,209.00
Other Supplies and Materials Expenses	5020399000	2,206,000.00	106,448.35	2,312,448.35	2,206,000.00	106,448.35	0.00	0.00	2,312,448.35	120,580.00	78,786.80	712,701.26	0.00	912,068.06	5,100.00	118,956.80	447,830.16	0.00	571,886.96	0.00	1,400,380.29	0.00	340,181.10
Utility Expenses	5020400000	8,531,000.00	0.00	8,531,000.00	8,531,000.00	0.00	0.00	0.00	8,531,000.00	1,907,877.54	2,559,124.82	2,576,391.10	0.00	7,043,393.46	1,235,025.88	2,336,111.11	3,334,198.03	0.00	6,905,335.02	0.00	1,487,606.54	0.00	138,058.44
Water Expenses	5020401000	1,441,000.00	(9,372.23)	1,431,627.77	1,441,000.00	(9,372.23)	0.00	0.00	1,431,627.77	294,869.07	364,726.92	323,773.45	0.00	983,369.44	187,922.90	309,359.33	348,029.22	0.00	845,311.45	0.00	448,258.33	0.00	138,057.99
Electricity Expenses	5020402000	7,090,000.00	9,372.23	7,099,372.23	7,090,000.00	9,372.23	0.00	0.00	7,099,372.23	1,613,008.47	2,194,397.90	2,252,617.65	0.00	6,060,024.02	1,047,102.88	2,026,751.78	2,986,168.81	0.00	6,050,023.57	0.00	1,039,348.21	0.00	0.45
Communication Expenses	5020500000	5,595,000.00	(342,361.00)	5,252,639.00	5,595,000.00	(342,361.00)	0.00	0.00	5,252,639.00	458,756.08	729,044.88	693,670.14	0.00	1,881,471.10	453,611.48	529,337.48	854,844.14	0.00	1,837,793.10	0.00	3,371,167.90	0.00	43,678.00
Postage and Courier Services	5020501000	424,000.00	8,510.00	432,510.00	424,000.00	8,510.00	0.00	0.00	432,510.00	39,331.00	49,649.00	91,406.00	0.00	180,386.00	38,584.00	48,114.00	89,880.00	0.00	176,578.00	0.00	252,124.00	0.00	3,808.00
Mobile	5020502001	267,000.00	0.00	267,000.00	267,000.00	0.00	0.00	0.00	267,000.00	34,014.88	50,133.88	46,872.95	0.00	131,021.71	34,014.88	50,133.88	46,872.95	0.00	131,021.71	0.00	135,978.29	0.00	0.00
Landline	5020502002	333,000.00	(62,572.00)	270,428.00	333,000.00	(62,572.00)	0.00	0.00	270,428.00	27,134.00	34,104.00	34,104.00	0.00	95,342.00	27,134.00	34,104.00	34,104.00	0.00	95,342.00	0.00	175,086.00	0.00	0.00
Internet Subscription Expenses	5020503000	4,571,000.00	(288,299.00)	4,282,701.00	4,571,000.00	(288,299.00)	0.00	0.00	4,282,701.00	358,276.20	595,158.00	521,287.19	0.00	1,474,721.39	353,878.60	396,985.60	683,987.19	0.00	1,434,851.39	0.00	2,807,979.61	0.00	39,870.00
Confidential, Intelligence and Extraordinary	5021000000	118,000.00	0.00	118,000.00	118,000.00	0.00	0.00	0.00	118,000.00	18,000.00	18,000.00	18,000.00	0.00	54,000.00	18,000.00	18,000.00	18,000.00	0.00	54,000.00	0.00	64,000.00	0.00	0.00
Extraordinary and Miscellaneous Expenses	5021003000	118,000.00	0.00	118,000.00	118,000.00	0.00	0.00	0.00	118,000.00	18,000.00	18,000.00	18,000.00	0.00	54,000.00	18,000.00	18,000.00	18,000.00	0.00	54,000.00	0.00	64,000.00	0.00	0.00
Professional Services	5021100000	1,506,000.00	(443,954.00)	1,062,046.00	1,506,000.00	(443,954.00)	0.00	0.00	1,062,046.00	940.00	1,230.00	6,030.00	0.00	8,200.00	940.00	780.00	6,030.00	0.00	7,750.00	0.00	1,053,846.00	0.00	450.00
Legal Services	5021101000	300,000.00	(147,340.00)	152,660.00	300,000.00	(147,340.00)	0.00	0.00	152,660.00	940.00	1,230.00	1,030.00	0.00	3,200.00	940.00	780.00	1,030.00	0.00	2,750.00	0.00	149,460.00	0.00	450.00
Consultancy Services	5021103002	935,000.00	(70,614.00)	864,386.00	935,000.00	(70,614.00)	0.00	0.00	864,386.00	0.00	0.00	0.00	0.00	0.00	0.00	0.00	0.00	0.00	0.00	0.00	864,386.00	0.00	0.00
Other Professional Services	5021199000	271,000.00	(226,000.00)	45,000.00	271,000.00	(226,000.00)	0.00	0.00	45,000.00	0.00	5,000.00	0.00	0.00	5,000.00	0.00	0.00	5,000.00	0.00	5,000.00	0.00	40,000.00	0.00	0.00
General Services	5021200000	20,176,000.00	(8,601,778.29)	11,574,221.71	20,176,000.00	(8,601,778.29)	0.00	0.00	11,574,221.71	3,576,556.66	6,566,509.73	7,454,508.00	0.00	17,597,574.39	2,900,086.63	3,022,758.39	5,805,894.78	0.00	11,728,739.80	0.00	(6,023,352.68)	0.00	5,868,834.59
Janitorial Services	5021202000	3,288,000.00	(423,717.00)	2,864,283.00	3,288,000.00	(423,717.00)	0.00	0.00	2,864,283.00	569,397.00	565,357.00	1,325,242.00	0.00	2,459,996.00	469,248.31	414,571.76	737,079.29	0.00	1,620,899.36	0.00	404,287.00	0.00	839,096.64

Department: Other Executive Offices
 Agency: National Library of the Philippines
 Operating Unit: < not applicable >
 Organization Code: 26 019 000000
 Fund Cluster: 01 Regular Agency Fund

X	Current Year Appropriations
	Supplemental Appropriations
	Continuing Appropriations

(e.g. UACS Fund Cluster: 01-Regular Agency Fund, 02-Foreign Assisted Projects Fund, 03-Special Account-Locally Funded/Domestic Grants Fund, and 04-Special Account-Foreign Assisted/Foreign Grants Fund)


Particulars	UACS CODE	Appropriations				Allotments				Obligations					Disbursements					Balances			
		Authorized Appropriations	Adjustments (Transfer To/From, Modifications/Augmentations)	Adjusted Appropriations	Allotments Received	Adjustments (Reductions, Modifications/Augmentations)	Transfer To	Transfer From	Adjusted Allotments	1st Quarter Ending March 31	2nd Quarter Ending June 30	3rd Quarter Ending Sept. 30	4th Quarter Ending Dec. 31	TOTAL	1st Quarter Ending March 31	2nd Quarter Ending June 30	3rd Quarter Ending Sept. 30	4th Quarter Ending Dec. 31	TOTAL	Unreleased Appropriations	Unobligated Allotments	Unpaid Obligations (15-20)=(23+24)	
		3	4	5=(3+4)	6	7	8	9	10=[(6+(-)7)-8+9]	11	12	13	14	15=(11+12+13+14)	16	17	18	19	20=(16+17+18+19)	21=(5-10)	22=(10-15)	23	24
Security Services	5021203000	7,353,000.00	(6,400,759.41)	952,240.59	7,353,000.00	(6,400,759.41)	0.00	0.00	952,240.59	1,309,167.54	4,081,465.73	0.00	0.00	5,390,633.27	872,778.36	1,090,972.95	1,822,966.38	0.00	3,786,717.69	0.00	(4,438,392.68)	0.00	1,603,915.58
Other General Services	5021299099	8,535,000.00	(1,777,301.88)	7,757,698.12	8,535,000.00	(1,777,301.88)	0.00	0.00	7,757,698.12	1,697,992.12	1,919,687.00	6,129,266.00	0.00	9,746,945.12	1,558,059.96	1,517,213.68	3,245,849.11	0.00	6,321,122.75	0.00	(1,989,247.00)	0.00	3,425,822.37
Repairs and Maintenance	5021300000	1,860,000.00	(631,610.07)	1,228,389.93	1,860,000.00	(631,610.07)	0.00	0.00	1,228,389.93	16,990.00	265,127.90	49,727.65	0.00	331,845.55	16,990.00	60,191.22	196,643.49	0.00	273,824.71	0.00	896,544.38	0.00	58,020.84
Buildings	5021304001	679,000.00	(497,019.75)	181,980.25	679,000.00	(497,019.75)	0.00	0.00	181,980.25	0.00	11,797.00	0.00	0.00	11,797.00	0.00	11,797.00	0.00	0.00	11,797.00	0.00	170,183.25	0.00	0.00
Machinery	5021305001	100,000.00	140,873.68	240,873.68	100,000.00	140,873.68	0.00	0.00	240,873.68	0.00	240,873.68	0.00	0.00	240,873.68	0.00	35,937.00	165,405.98	0.00	201,342.98	0.00	0.00	0.00	39,530.70
Office Equipment	5021305002	631,000.00	(34,500.00)	596,500.00	631,000.00	(34,500.00)	0.00	0.00	596,500.00	16,350.00	2,800.00	0.00	0.00	19,150.00	16,350.00	2,800.00	0.00	0.00	19,150.00	0.00	577,350.00	0.00	0.00
Information and Communication Technology	5021305003	150,000.00	(140,964.00)	9,036.00	150,000.00	(140,964.00)	0.00	0.00	9,036.00	0.00	0.00	0.00	0.00	0.00	0.00	0.00	0.00	0.00	0.00	0.00	9,036.00	0.00	0.00
Motor Vehicles	5021306001	300,000.00	(100,000.00)	200,000.00	300,000.00	(100,000.00)	0.00	0.00	200,000.00	640.00	9,657.22	49,727.65	0.00	60,024.87	640.00	9,657.22	31,237.51	0.00	41,534.73	0.00	139,975.13	0.00	18,490.14
Taxes, Insurance Premiums and Other Fees	5021500000	1,147,000.00	16,313.02	1,163,313.02	1,147,000.00	16,313.02	0.00	0.00	1,163,313.02	894,539.18	0.00	318.75	0.00	894,857.93	894,539.18	0.00	318.75	0.00	894,857.93	0.00	268,455.09	0.00	0.00
Fidelity Bond Premiums	5021502000	72,000.00	0.00	72,000.00	72,000.00	0.00	0.00	0.00	72,000.00	41,212.50	0.00	318.75	0.00	41,531.25	41,212.50	0.00	318.75	0.00	41,531.25	0.00	30,468.75	0.00	0.00
Insurance Expenses	5021503000	1,075,000.00	16,313.02	1,091,313.02	1,075,000.00	16,313.02	0.00	0.00	1,091,313.02	853,326.68	0.00	0.00	0.00	853,326.68	853,326.68	0.00	0.00	0.00	853,326.68	0.00	237,986.34	0.00	0.00
Other Maintenance and Operating Expenses	5029900000	20,145,000.00	(9,006,481.99)	11,138,518.01	20,145,000.00	(9,006,481.99)	0.00	0.00	11,138,518.01	516,541.92	1,462,135.60	681,431.08	0.00	2,660,108.60	25,741.92	428,928.93	1,073,859.45	0.00	1,528,530.30	0.00	8,478,409.41	0.00	1,131,578.30
Printing and Publication Expenses	5029902000	0.00	45,200.00	45,200.00	0.00	45,200.00	0.00	0.00	45,200.00	0.00	0.00	45,200.00	0.00	45,200.00	0.00	0.00	45,200.00	0.00	45,200.00	0.00	0.00	0.00	0.00
Representation Expenses	5029903000	250,000.00	331,584.40	581,584.40	250,000.00	331,584.40	0.00	0.00	581,584.40	14,741.92	29,991.70	536,850.78	0.00	581,584.40	14,741.92	28,583.03	538,259.45	0.00	581,584.40	0.00	0.00	0.00	0.00
Transportation and Delivery Expenses	5029904000	0.00	194,275.78	194,275.78	0.00	194,275.78	0.00	0.00	194,275.78	0.00	194,275.78	0.00	0.00	194,275.78	0.00	194,275.78	0.00	0.00	194,275.78	0.00	0.00	0.00	0.00
Membership Dues and Contributions to	5029906000	468,000.00	(59,350.00)	408,650.00	468,000.00	(59,350.00)	0.00	0.00	408,650.00	11,000.00	195,000.00	0.00	0.00	206,000.00	11,000.00	195,000.00	0.00	0.00	206,000.00	0.00	202,650.00	0.00	0.00
Other Subscription Expenses	5029907099	4,365,000.00	(1,232,000.00)	3,133,000.00	4,365,000.00	(1,232,000.00)	0.00	0.00	3,133,000.00	490,000.00	1,032,598.00	98,980.30	0.00	1,621,578.30	0.00	0.00	490,000.00	0.00	490,000.00	0.00	1,511,421.70	0.00	1,131,578.30
Other Maintenance and Operating Expenses	5029999099	15,062,000.00	(8,286,192.17)	6,775,807.83	15,062,000.00	(8,286,192.17)	0.00	0.00	6,775,807.83	800.00	10,270.12	400.00	0.00	11,470.12	0.00	11,070.12	400.00	0.00	11,470.12	0.00	6,764,337.71	0.00	0.00
Capital Outlays		50,000,000.00	0.00	50,000,000.00	50,000,000.00	0.00	0.00	0.00	50,000,000.00	0.00	0.00	0.00	0.00	0.00	0.00	0.00	0.00	0.00	0.00	0.00	50,000,000.00	0.00	0.00
Property, Plant and Equipment Outlay	5060400000	50,000,000.00	0.00	50,000,000.00	50,000,000.00	0.00	0.00	0.00	50,000,000.00	0.00	0.00	0.00	0.00	0.00	0.00	0.00	0.00	0.00	0.00	0.00	50,000,000.00	0.00	0.00
Office Equipment	5060405002	50,000,000.00	0.00	50,000,000.00	50,000,000.00	0.00	0.00	0.00	50,000,000.00	0.00	0.00	0.00	0.00	0.00	0.00	0.00	0.00	0.00	0.00	0.00	50,000,000.00	0.00	0.00
B. AUTOMATIC APPROPRIATIONS		5,819,000.00	0.00	5,819,000.00	5,819,000.00	0.00	0.00	0.00	5,819,000.00	1,275,728.88	1,013,748.13	1,834,397.86	0.00	4,123,874.87	1,275,728.88	1,013,748.13	1,834,397.86	0.00	4,123,874.87	0.00	1,696,125.13	0.00	0.00
Retirement and Life Insurance Premiums		5,819,000.00	0.00	5,819,000.00	5,819,000.00	0.00	0.00	0.00	5,819,000.00	1,275,728.88	1,013,748.13	1,834,397.86	0.00	4,123,874.87	1,275,728.88	1,013,748.13	1,834,397.86	0.00	4,123,874.87	0.00	1,696,125.13	0.00	0.00
C. SPECIAL PURPOSE FUNDS		0.00	299,461.00	299,461.00	0.00	299,461.00	0.00	0.00	299,461.00	299,459.10	0.00	0.00	0.00	299,459.10	299,459.10	0.00	0.00	0.00	299,459.10	0.00	1.90	0.00	0.00
Pension and Gratuity Fund		0.00	299,461.00	299,461.00	0.00	299,461.00	0.00	0.00	299,461.00	299,459.10	0.00	0.00	0.00	299,459.10	299,459.10	0.00	0.00	0.00	299,459.10	0.00	1.90	0.00	0.00
Other Personnel Benefits	5010400000	0.00	299,461.00	299,461.00	0.00	299,461.00	0.00	0.00	299,461.00	299,459.10	0.00	0.00	0.00	299,459.10	299,459.10	0.00	0.00	0.00	299,459.10	0.00	1.90	0.00	0.00
Terminal Leave Benefits - Civilian	5010403001	0.00	299,461.00	299,461.00	0.00	299,461.00	0.00	0.00	299,461.00	299,459.10	0.00	0.00	0.00	299,459.10	299,459.10	0.00	0.00	0.00	299,459.10	0.00	1.90	0.00	0.00

STATEMENT OF APPROPRIATIONS, ALLOTMENTS, OBLIGATIONS, DISBURSEMENTS AND BALANCES
As at the Quarter Ending September 30, 2019

Department: Other Executive Offices
 Agency: National Library of the Philippines
 Operating Unit: < not applicable >
 Organization Code: 26 019 0000000
 Fund Cluster: 01 Regular Agency Fund
 (e.g. UACS Fund Cluster: 01-Regular Agency Fund, 02-Foreign Assisted Projects Fund, 03-Special Account-Locally Funded/Domestic Grants Fund, and 04-Special Account-Foreign Assisted/Foreign Grants Fund)


X	Current Year Appropriations
	Supplemental Appropriations
	Continuig Appropriations


Particulars	UACS CODE	Appropriations			Allotments					Obligations					Disbursements					Balances			
		Authorized Appropriations	Adjustments (Transfer To/From, Modifications/ Augmentations)	Adjusted Appropriations	Allotments Received	Adjustments (Reductions, Modifications/ Augmentations)	Transfer To	Transfer From	Adjusted Allotments	1st Quarter Ending March 31	2nd Quarter Ending June 30	3rd Quarter Ending Sept. 30	4th Quarter Ending Dec. 31	TOTAL	1st Quarter Ending March 31	2nd Quarter Ending June 30	3rd Quarter Ending Sept. 30	4th Quarter Ending Dec. 31	TOTAL	Unreleased Appropriations	Unobligated Allotments	Unpaid Obligations (15-20)=(23+24)	
																						Due and Demandable	Not Yet Due and Demandable
1	2	3	4	5=(3+4)	6	7	8	9	10=[(6+(-)7)-8+9]	11	12	13	14	15=(11+12+13+14)	16	17	18	19	20=(16+17+18+19)	21=(5-10)	22=(10-15)	23	24
GRAND TOTAL		204,585,000.00	289,461.00	204,884,461.00	204,433,877.00	289,461.00	0.00	0.00	204,733,338.00	21,775,123.04	38,814,116.45	30,320,933.80	0.00	90,910,173.29	19,200,577.71	26,386,999.70	29,373,985.65	0.00	74,961,563.06	151,123.00	113,823,164.71	0.00	15,948,610.23

Certified Correct:

 VANGUARDIA MARVIN SANCHEZ
 Budget Officer
 Date: 2019-10-31 08:00:46.0

Certified Correct:

 Date:

Recommending Approval:

 BASAGRE FE BALASO
 Chief Administrative Officer
 Date: 2019-10-31 08:06:

Approved By:

 ADRIANO CESAR GILBERT QUIZO
 Agency head
 Date: 2019-10-31 09:31:

STATEMENT OF APPROPRIATIONS, ALLOTMENTS, OBLIGATIONS, DISBURSEMENTS AND BALANCES
As at the Quarter Ending September 30, 2019

Department: Other Executive Offices
Agency/Entity: National Library of the Philippines
Operating Unit: < not applicable >
Organization Code: 26 019 0000000
Fund Cluster: 01 Regular Agency Fund

	Current Year Appropriations
	Supplemental Appropriations
X	Continuing Appropriations

(e.g. UACS Fund Cluster: 01-Regular Agency Fund, 02-Foreign Assisted Projects Fund, 03-Special Account-Locally Funded/Domestic Grants Fund, and 04-Special Account-Foreign Assisted/Foreign Grants Fund)

Particulars	UACS CODE	Appropriations			Allotments			Obligations					Disbursements					Balances					
		Authorized Appropriations	Adjustments (Transfer To/From, Modifications/ Augmentations)	Adjusted Appropriations	Allotments Received	Adjustments (Reductions, Modifications/ Augmentations)	Transfer To	Transfer From	Adjusted Allotments	1st Quarter Ending March 31	2nd Quarter Ending June 30	3rd Quarter Ending Sept. 30	4th Quarter Ending Dec. 31	TOTAL	1st Quarter Ending March 31	2nd Quarter Ending June 30	3rd Quarter Ending Sept. 30	4th Quarter Ending Dec. 31	TOTAL	Unreleased Appropriations	Unobligated Allotments	Unpaid Obligations (15-20)=(23+24)	
		3	4	5=(3+4)	6	7	8	9	10=[(6+(-)7)-8+9]	11	12	13	14	15=(11+12+13+14)	16	17	18	19	20=(16+17+18+19)	21=(5-10)	22=(10-15)	23	24
SUMMARY		12,463,746.44	0.00	12,463,746.44	12,463,746.44	0.00	0.00	0.00	12,463,746.44	1,356,594.11	683,187.82	470,254.00	0.00	2,510,035.93	952,824.75	765,506.75	142,055.47	0.00	1,860,386.97	0.00	9,953,710.51	0.00	649,648.96
I. CONTINUING APPROPRIATIONS		12,463,746.44	0.00	12,463,746.44	12,463,746.44	0.00	0.00	0.00	12,463,746.44	1,356,594.11	683,187.82	470,254.00	0.00	2,510,035.93	952,824.75	765,506.75	142,055.47	0.00	1,860,386.97	0.00	9,953,710.51	0.00	649,648.96
Maintenance and Other Operating Expenses		6,952,412.26	0.00	6,952,412.26	6,952,412.26	0.00	0.00	0.00	6,952,412.26	1,356,594.11	654,152.82	303,254.00	0.00	2,314,000.93	952,824.75	765,506.75	113,020.47	0.00	1,831,351.97	0.00	4,638,411.33	0.00	482,648.96
Traveling Expenses		52,928.27	0.00	52,928.27	52,928.27	11,060.00	0.00	0.00	63,988.27	11,060.00	0.00	0.00	0.00	11,060.00	11,060.00	0.00	0.00	0.00	11,060.00	(11,060.00)	52,928.27	0.00	0.00
Traveling Expenses - Local	5020101000	16,422.13	0.00	16,422.13	16,422.13	11,060.00	0.00	0.00	27,482.13	11,060.00	0.00	0.00	0.00	11,060.00	11,060.00	0.00	0.00	0.00	11,060.00	(11,060.00)	16,422.13	0.00	0.00
Traveling Expenses - Foreign	5020102000	36,506.14	0.00	36,506.14	36,506.14	0.00	0.00	0.00	36,506.14	0.00	0.00	0.00	0.00	0.00	0.00	0.00	0.00	0.00	0.00	0.00	36,506.14	0.00	0.00
Training and Scholarship Expenses		44.98	0.00	44.98	44.98	0.00	0.00	0.00	44.98	0.00	0.00	0.00	0.00	0.00	0.00	0.00	0.00	0.00	0.00	0.00	44.98	0.00	0.00
ICT Training Expenses	5020201001	44.98	0.00	44.98	44.98	0.00	0.00	0.00	44.98	0.00	0.00	0.00	0.00	0.00	0.00	0.00	0.00	0.00	0.00	0.00	44.98	0.00	0.00
Training Expenses	5020201002	0.00	0.00	0.00	0.00	0.00	0.00	0.00	0.00	0.00	0.00	0.00	0.00	0.00	0.00	0.00	0.00	0.00	0.00	0.00	0.00	0.00	0.00
Supplies and Materials Expenses		3,151,088.88	0.00	3,151,088.88	3,151,088.88	(420,689.61)	0.00	0.00	2,730,399.27	80,020.38	0.00	303,254.00	0.00	383,274.38	1,252.60	78,767.78	0.00	0.00	80,020.38	420,689.61	2,347,124.89	0.00	303,254.00
ICT Office Supplies	5020301001	745,827.96	0.00	745,827.96	745,827.96	(241,954.00)	0.00	0.00	503,873.96	0.00	0.00	0.00	0.00	0.00	0.00	0.00	0.00	0.00	0.00	241,954.00	503,873.96	0.00	0.00
Office Supplies Expenses	5020301002	475,230.89	0.00	475,230.89	475,230.89	(44,456.01)	0.00	0.00	430,774.88	2,882.35	0.00	0.00	0.00	2,882.35	1,252.60	1,629.75	0.00	0.00	2,882.35	44,456.01	427,892.53	0.00	0.00
Drugs and Medicines Expenses	5020307000	4,072.25	0.00	4,072.25	4,072.25	0.00	0.00	0.00	4,072.25	0.00	0.00	0.00	0.00	0.00	0.00	0.00	0.00	0.00	0.00	0.00	4,072.25	0.00	0.00
Medical, Dental and Laboratory Supplies	5020308000	14,360.00	0.00	14,360.00	14,360.00	0.00	0.00	0.00	14,360.00	0.00	0.00	0.00	0.00	0.00	0.00	0.00	0.00	0.00	0.00	0.00	14,360.00	0.00	0.00
Fuel, Oil and Lubricants Expenses	5020309000	38,664.55	0.00	38,664.55	38,664.55	0.00	0.00	0.00	38,664.55	0.00	0.00	0.00	0.00	0.00	0.00	0.00	0.00	0.00	0.00	0.00	38,664.55	0.00	0.00
Books	5020322002	1,784,595.21	0.00	1,784,595.21	1,784,595.21	(133,739.08)	0.00	0.00	1,650,856.13	77,138.03	0.00	303,254.00	0.00	380,392.03	0.00	77,138.03	0.00	0.00	77,138.03	133,739.08	1,270,464.10	0.00	303,254.00
Other Supplies and Materials Expenses	5020399000	88,338.02	0.00	88,338.02	88,338.02	(540.52)	0.00	0.00	87,797.50	0.00	0.00	0.00	0.00	0.00	0.00	0.00	0.00	0.00	0.00	540.52	87,797.50	0.00	0.00
Utility Expenses		117,712.82	0.00	117,712.82	117,712.82	(13,097.86)	0.00	0.00	104,614.96	1,938.84	2,215.82	0.00	0.00	4,154.66	234.00	2,335.01	0.00	0.00	2,569.01	13,097.86	100,460.30	0.00	1,585.85
Water Expenses	5020401000	90,740.04	0.00	90,740.04	90,740.04	58.00	0.00	0.00	90,798.04	354.00	0.00	0.00	0.00	354.00	234.00	120.00	0.00	0.00	354.00	(58.00)	90,444.04	0.00	0.00
Electricity Expenses	5020402000	26,972.78	0.00	26,972.78	26,972.78	(13,155.86)	0.00	0.00	13,816.92	1,584.84	2,215.82	0.00	0.00	3,800.66	0.00	2,215.01	0.00	0.00	2,215.01	13,155.86	10,016.26	0.00	1,585.85
Communication Expenses		690,561.34	0.00	690,561.34	690,561.34	(211,527.68)	0.00	0.00	479,033.66	226,867.39	0.00	0.00	0.00	226,867.39	63,869.39	162,995.00	0.00	0.00	226,864.39	211,527.68	252,166.27	0.00	3.00
Postage and Courier Services	5020501000	58,049.72	0.00	58,049.72	58,049.72	2,396.75	0.00	0.00	60,446.47	37,192.41	0.00	0.00	0.00	37,192.41	37,189.41	0.00	0.00	0.00	37,189.41	(2,396.75)	23,254.06	0.00	3.00
Mobile	5020502001	62,595.48	0.00	62,595.48	62,595.48	(903.43)	0.00	0.00	61,692.05	17,009.98	0.00	0.00	0.00	17,009.98	17,009.98	0.00	0.00	0.00	17,009.98	903.43	44,682.07	0.00	0.00
Landline	5020502002	33,633.36	0.00	33,633.36	33,633.36	(3,438.00)	0.00	0.00	30,195.36	0.00	0.00	0.00	0.00	0.00	0.00	0.00	0.00	0.00	0.00	3,438.00	30,195.36	0.00	0.00
Internet Subscription Expenses	5020503000	536,282.78	0.00	536,282.78	536,282.78	(209,583.00)	0.00	0.00	326,699.78	172,665.00	0.00	0.00	0.00	172,665.00	9,670.00	162,995.00	0.00	0.00	172,665.00	209,583.00	154,034.78	0.00	0.00
Confidential, Intelligence and Extraordinary		46,000.00	0.00	46,000.00	46,000.00	0.00	0.00	0.00	46,000.00	0.00	0.00	0.00	0.00	0.00	0.00	0.00	0.00	0.00	0.00	0.00	46,000.00	0.00	0.00
Extraordinary and Miscellaneous Expenses	5021003000	46,000.00	0.00	46,000.00	46,000.00	0.00	0.00	0.00	46,000.00	0.00	0.00	0.00	0.00	0.00	0.00	0.00	0.00	0.00	0.00	0.00	46,000.00	0.00	0.00

Department: Other Executive Offices
 Agency/Entity: National Library of the Philippines
 Operating Unit: < not applicable >
 Organization Code: 26 019 000000
 Fund Cluster: 01 Regular Agency Fund

	Current Year Appropriations
	Supplemental Appropriations
X	Continuing Appropriations

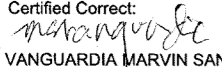
(e.g. UACS Fund Cluster: 01-Regular Agency Fund, 02-Foreign Assisted Projects Fund, 03-Special Account-Locally Funded/Domestic Grants Fund, and 04-Special Account-Foreign Assisted/Foreign Grants Fund)

Particulars	UACS CODE	Appropriations				Allotments					Obligations					Disbursements					Balances			
		Authorized Appropriations	Adjustments (Transfer To/From, Modifications/ Augmentations)	Adjusted Appropriations	Allotments Received	Adjustments (Reductions, Modifications/ Augmentations)	Transfer To	Transfer From	Adjusted Allotments	1st Quarter Ending March 31	2nd Quarter Ending June 30	3rd Quarter Ending Sept. 30	4th Quarter Ending Dec. 31	TOTAL	1st Quarter Ending March 31	2nd Quarter Ending June 30	3rd Quarter Ending Sept. 30	4th Quarter Ending Dec. 31	TOTAL	Unreleased Appropriations	Unobligated Allotments	Unpaid Obligations (15-20)=(23+24)		
		3	4	5=(3+4)	6	7	8	9	10=[(6+(-)7)-8+9]	11	12	13	14	15=(11+12+13+14)	16	17	18	19	20=(16+17+18+19)	21=(5-10)	22=(10-15)	23	24	
Professional Services		24,753.28	0.00	24,753.28	24,753.28	0.00	0.00	0.00	24,753.28	0.00	0.00	0.00	0.00	0.00	0.00	0.00	0.00	0.00	0.00	0.00	0.00	24,753.28	0.00	0.00
Legal Services	5021101000	16,668.05	0.00	16,668.05	16,668.05	0.00	0.00	0.00	16,668.05	0.00	0.00	0.00	0.00	0.00	0.00	0.00	0.00	0.00	0.00	0.00	0.00	16,668.05	0.00	0.00
ICT Consultancy Services	5021103001	196.92	0.00	196.92	196.92	0.00	0.00	0.00	196.92	0.00	0.00	0.00	0.00	0.00	0.00	0.00	0.00	0.00	0.00	0.00	0.00	196.92	0.00	0.00
Other Professional Services	5021199000	7,888.31	0.00	7,888.31	7,888.31	0.00	0.00	0.00	7,888.31	0.00	0.00	0.00	0.00	0.00	0.00	0.00	0.00	0.00	0.00	0.00	7,888.31	0.00	0.00	
General Services		1,284,033.10	0.00	1,284,033.10	1,284,033.10	668,088.29	0.00	0.00	1,952,121.39	670,800.64	651,937.00	0.00	0.00	1,322,737.64	511,112.90	521,408.96	113,020.47	0.00	1,145,542.33	(668,088.29)	629,383.75	0.00	177,195.31	
Janitorial Services	5021202000	246,745.92	0.00	246,745.92	246,745.92	(63,312.64)	0.00	0.00	183,433.28	38,836.00	81,928.00	0.00	0.00	120,764.00	35,894.26	63,413.83	19,784.04	0.00	119,092.13	63,312.64	62,669.28	0.00	1,671.87	
Security Services	5021203000	69,296.21	0.00	69,296.21	69,296.21	(1,202.65)	0.00	0.00	68,093.56	0.00	0.00	0.00	0.00	0.00	0.00	0.00	0.00	0.00	0.00	1,202.65	68,093.56	0.00	0.00	
Other General Services	5021299099	967,990.97	0.00	967,990.97	967,990.97	732,603.58	0.00	0.00	1,700,594.55	631,964.64	570,009.00	0.00	0.00	1,201,973.64	475,218.64	457,995.13	93,236.43	0.00	1,026,450.20	(732,603.58)	498,620.91	0.00	175,523.44	
Repairs and Maintenance		82,318.54	0.00	82,318.54	82,318.54	46,503.54	0.00	0.00	46,503.54	0.00	0.00	0.00	0.00	0.00	0.00	0.00	0.00	0.00	0.00	0.00	35,815.00	46,503.54	0.00	0.00
Buildings	5021304001	1,550.00	0.00	1,550.00	1,550.00	0.00	0.00	0.00	1,550.00	0.00	0.00	0.00	0.00	0.00	0.00	0.00	0.00	0.00	0.00	0.00	0.00	1,550.00	0.00	0.00
Office Equipment	5021305002	61,463.48	0.00	61,463.48	61,463.48	(35,815.00)	0.00	0.00	25,648.48	0.00	0.00	0.00	0.00	0.00	0.00	0.00	0.00	0.00	0.00	0.00	35,815.00	25,648.48	0.00	0.00
Motor Vehicles	5021306001	19,305.06	0.00	19,305.06	19,305.06	0.00	0.00	0.00	19,305.06	0.00	0.00	0.00	0.00	0.00	0.00	0.00	0.00	0.00	0.00	0.00	0.00	19,305.06	0.00	0.00
Financial Assistance/Subsidy		0.00	0.00	0.00	0.00	0.00	0.00	0.00	0.00	0.00	0.00	0.00	0.00	0.00	0.00	0.00	0.00	0.00	0.00	0.00	0.00	0.00	0.00	0.00
Subsidy to Operating Units	5021408000	0.00	0.00	0.00	0.00	0.00	0.00	0.00	0.00	0.00	0.00	0.00	0.00	0.00	0.00	0.00	0.00	0.00	0.00	0.00	0.00	0.00	0.00	0.00
Taxes, Insurance Premiums and Other Fees		2,350.00	0.00	2,350.00	2,350.00	0.00	0.00	0.00	2,350.00	0.00	0.00	0.00	0.00	0.00	0.00	0.00	0.00	0.00	0.00	0.00	0.00	2,350.00	0.00	0.00
Fidelity Bond Premiums	5021502000	2,350.00	0.00	2,350.00	2,350.00	0.00	0.00	0.00	2,350.00	0.00	0.00	0.00	0.00	0.00	0.00	0.00	0.00	0.00	0.00	0.00	0.00	2,350.00	0.00	0.00
Other Maintenance and Operating Expenses		1,500,621.05	0.00	1,500,621.05	1,500,621.05	1,981.86	0.00	0.00	1,502,602.91	365,906.86	0.00	0.00	0.00	365,906.86	365,295.86	0.00	0.00	0.00	365,295.86	(1,981.86)	1,136,696.05	0.00	611.00	
Representation Expenses	5029903000	925.00	0.00	925.00	925.00	386.00	0.00	0.00	1,311.00	1,311.00	0.00	0.00	0.00	1,311.00	700.00	0.00	0.00	0.00	700.00	(386.00)	0.00	0.00	611.00	
Transportation and Delivery Expenses	5029904000	0.00	0.00	0.00	0.00	1,595.86	0.00	0.00	1,595.86	1,595.86	0.00	0.00	0.00	1,595.86	1,595.86	0.00	0.00	0.00	1,595.86	(1,595.86)	0.00	0.00	0.00	
Library and Other Reading Materials	5029907004	1,474,477.20	0.00	1,474,477.20	1,474,477.20	(363,000.00)	0.00	0.00	1,111,477.20	0.00	0.00	0.00	0.00	0.00	0.00	0.00	0.00	0.00	0.00	363,000.00	1,111,477.20	0.00	0.00	
Other Maintenance and Operating Expenses	5029999000	25,218.85	0.00	25,218.85	25,218.85	363,000.00	0.00	0.00	388,218.85	363,000.00	0.00	0.00	0.00	363,000.00	363,000.00	0.00	0.00	0.00	363,000.00	(363,000.00)	25,218.85	0.00	0.00	
Capital Outlays		5,511,334.18	0.00	5,511,334.18	5,511,334.18	0.00	0.00	0.00	5,511,334.18	0.00	29,035.00	167,000.00	0.00	196,035.00	0.00	0.00	29,035.00	0.00	29,035.00	0.00	0.00	5,315,299.18	0.00	167,000.00
Property, Plant and Equipment Outlay		5,511,334.18	0.00	5,511,334.18	5,511,334.18	0.00	0.00	0.00	5,511,334.18	0.00	29,035.00	167,000.00	0.00	196,035.00	0.00	0.00	29,035.00	0.00	29,035.00	0.00	0.00	5,315,299.18	0.00	167,000.00
Buildings	5060404001	4,890,874.70	0.00	4,890,874.70	4,890,874.70	0.00	0.00	0.00	4,890,874.70	0.00	0.00	0.00	0.00	0.00	0.00	0.00	0.00	0.00	0.00	0.00	0.00	4,890,874.70	0.00	0.00
Office Equipment	5060405002	131,540.00	0.00	131,540.00	131,540.00	167,000.00	0.00	0.00	298,540.00	0.00	0.00	167,000.00	0.00	167,000.00	0.00	0.00	0.00	0.00	0.00	(167,000.00)	131,540.00	0.00	167,000.00	
Information and Communication Technology	5060405003	29,992.00	0.00	29,992.00	29,992.00	0.00	0.00	0.00	29,992.00	0.00	29,035.00	0.00	0.00	29,035.00	0.00	0.00	29,035.00	0.00	29,035.00	0.00	0.00	957.00	0.00	0.00
ICT Software	5060405015	200,000.00	0.00	200,000.00	200,000.00	(167,000.00)	0.00	0.00	33,000.00	0.00	0.00	0.00	0.00	0.00	0.00	0.00	0.00	0.00	0.00	167,000.00	33,000.00	0.00	0.00	
Motor Vehicles	5060406001	62,150.00	0.00	62,150.00	62,150.00	0.00	0.00	0.00	62,150.00	0.00	0.00	0.00	0.00	0.00	0.00	0.00	0.00	0.00	0.00	0.00	0.00	62,150.00	0.00	0.00
Books	5060407002	196,777.48	0.00	196,777.48	196,777.48	0.00	0.00	0.00	196,777.48	0.00	0.00	0.00	0.00	0.00	0.00	0.00	0.00	0.00	0.00	0.00	0.00	196,777.48	0.00	0.00
GRAND TOTAL		12,463,746.44	0.00	12,463,746.44	12,463,746.44	0.00	0.00	0.00	12,463,746.44	1,356,594.11	683,187.82	470,254.00	0.00	2,510,035.93	952,824.75	765,506.75	142,055.47	0.00	1,860,386.97	0.00	9,953,710.51	0.00	649,648.96	

Department: Other Executive Offices
 Agency/Entity: National Library of the Philippines
 Operating Unit: < not applicable >
 Organization Code: 26 019 0000000
 Fund Cluster: 01 Regular Agency Fund
 (e.g. UACS Fund Cluster: 01-Regular Agency Fund, 02-Foreign Assisted Projects Fund, 03-Special Account-Locally Funded/Domestic Grants Fund, and 04-Special Account-Foreign Assisted/Foreign Grants Fund)


	Current Year Appropriations
	Supplemental Appropriations
X	Continuing Appropriations

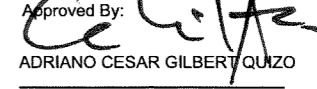
Particulars	UACS CODE	Appropriations			Allotments					Obligations				Disbursements				Balances					
		Authorized Appropriations	Adjustments (Transfer To/From, Modifications/ Augmentations)	Adjusted Appropriations	Allotments Received	Adjustments (Reductions, Modifications/ Augmentations)	Transfer To	Transfer From	Adjusted Allotments	1st Quarter Ending March 31	2nd Quarter Ending June 30	3rd Quarter Ending Sept. 30	4th Quarter Ending Dec. 31	TOTAL	1st Quarter Ending March 31	2nd Quarter Ending June 30	3rd Quarter Ending Sept. 30	4th Quarter Ending Dec. 31	TOTAL	Unreleased Appropriations	Unobligated Allotments	Unpaid Obligations (15-20)=(23+24)	
																						Due and Demandable	Not Yet Due and Demandable
1	2	3	4	5=(3+4)	6	7	8	9	10=[(6+(-)7)+8+9]	11	12	13	14	15=(11+12+13+14)	16	17	18	19	20=(16+17+18+19)	21=(5-10)	22=(10-15)	23	24

Certified Correct:

 VANGUARDIA MARVIN SANCHEZ
 Budget Officer
 Date: 2019-10-30 09:04:38.0

Certified Correct:

 Date:

Recommending Approval:

 BASAGRE FE BALOSO
 Chief Administrative Officer
 Date: 2019-10-30 09:07:02.0

Approved By:

 ADRIANO CESAR GILBERT QUIZO
 Agency Head
 Date: 2019-10-30 14:49:04.0