

Department : Other Executive Offices
 Agency : National Library of the Philippines
 Operating Unit : < not applicable >
 Organization Code (UACS) : 26 019 0000000
 Fund Cluster : 01 Regular Agency Fund

X	Current Year Appropriations
	Supplemental Appropriations
	Continuing Appropriations


(e.g. UACS Fund Cluster: 01-Regular Agency Fund, 02-Foreign Assisted Projects Fund, 03-Special Account-Locally Funded/Domestic Grants Fund, and 04-Special Account-Foreign Assisted/Foreign Grants Fund)

Particulars	UACS CODE	Appropriations			Allotments			Obligations					Disbursements					Balances						
		Authorized Appropriations	Adjustments (Transfer To/From, Modifications/ Augmentations)	Adjusted Appropriations	Allotments Received	Adjustments (Reductions, Modifications/ Augmentations)	Transfer To	Transfer From	Adjusted Allotments	1st Quarter Ending March 31	2nd Quarter Ending June 30	3rd Quarter Ending Sept. 30	4th Quarter Ending Dec. 31	TOTAL	1st Quarter Ending March 31	2nd Quarter Ending June 30	3rd Quarter Ending Sept. 30	4th Quarter Ending Dec. 31	TOTAL	Unreleased Appropriations	Unobligated Allotments	Unpaid Obligations (15-20)=(23+24)		
		3	4	5=(3+4)	6	7	8	9	10=[(6+(-)7)-8+9]	11	12	13	14	15=(11+12+13+14)	16	17	18	19	20=(16+17+18+19)	21=(5-10)	22=(10-15)	23	24	
Supplies and Materials Expenses	5020300000	15,789,000.00	(1,164.00)	15,787,836.00	15,789,000.00	(1,164.00)	0.00	0.00	15,787,836.00	3,392,302.81	0.00	0.00	0.00	3,392,302.81	317,577.01	0.00	0.00	0.00	317,577.01	0.00	12,395,533.19	0.00	3,074,725.80	
Office Supplies Expenses	5020301000	1,390,000.00	24,560.00	1,414,560.00	1,390,000.00	24,560.00	0.00	0.00	1,414,560.00	158,264.85	0.00	0.00	0.00	158,264.85	87,396.25	0.00	0.00	0.00	87,396.25	0.00	1,296,295.15	0.00	70,866.60	
ICT Office Supplies	5020301001	795,000.00	24,560.00	819,560.00	795,000.00	24,560.00	0.00	0.00	819,560.00	94,445.00	0.00	0.00	0.00	94,445.00	24,560.00	0.00	0.00	0.00	24,560.00	0.00	725,115.00	0.00	69,885.00	
Office Supplies Expenses	5020301002	595,000.00	0.00	595,000.00	595,000.00	0.00	0.00	0.00	595,000.00	63,819.85	0.00	0.00	0.00	63,819.85	62,836.25	0.00	0.00	0.00	62,836.25	0.00	531,180.15	0.00	983.60	
Accountable Forms Expenses	5020302000	5,000.00	0.00	5,000.00	5,000.00	0.00	0.00	0.00	5,000.00	2,200.00	0.00	0.00	0.00	2,200.00	2,200.00	0.00	0.00	0.00	2,200.00	0.00	2,800.00	0.00	0.00	
Drugs and Medicines Expenses	5020307000	40,000.00	0.00	40,000.00	40,000.00	0.00	0.00	0.00	40,000.00	0.00	0.00	0.00	0.00	0.00	0.00	0.00	0.00	0.00	0.00	0.00	40,000.00	0.00	0.00	
Medical, Dental and Laboratory Supplies Expenses	5020308000	700,000.00	0.00	700,000.00	700,000.00	0.00	0.00	0.00	700,000.00	0.00	0.00	0.00	0.00	0.00	0.00	0.00	0.00	0.00	0.00	0.00	700,000.00	0.00	0.00	
Fuel, Oil and Lubricants Expenses	5020309000	150,000.00	400.00	150,400.00	150,000.00	400.00	0.00	0.00	150,400.00	130,029.21	0.00	0.00	0.00	130,029.21	129,729.21	0.00	0.00	0.00	129,729.21	0.00	20,370.79	0.00	300.00	
Semi-Expendable Machinery and Equipment Expenses	5020321000	18,000.00	0.00	18,000.00	18,000.00	0.00	0.00	0.00	18,000.00	0.00	0.00	0.00	0.00	0.00	0.00	0.00	0.00	0.00	0.00	0.00	18,000.00	0.00	0.00	
Information and Communications Technology Equipment	5020321003	18,000.00	0.00	18,000.00	18,000.00	0.00	0.00	0.00	18,000.00	0.00	0.00	0.00	0.00	0.00	0.00	0.00	0.00	0.00	0.00	0.00	18,000.00	0.00	0.00	
Semi-Expendable Furniture, Fixtures and Books Expenses	5020322000	6,541,000.00	403,920.00	6,944,920.00	6,541,000.00	403,920.00	0.00	0.00	6,944,920.00	2,603,930.00	0.00	0.00	0.00	2,603,930.00	0.00	0.00	0.00	0.00	0.00	0.00	4,340,990.00	0.00	2,603,930.00	
Furniture and Fixtures	5020322001	0.00	403,920.00	403,920.00	0.00	403,920.00	0.00	0.00	403,920.00	403,920.00	0.00	0.00	0.00	403,920.00	0.00	0.00	0.00	0.00	0.00	0.00	0.00	403,920.00	0.00	0.00
Books	5020322002	6,541,000.00	0.00	6,541,000.00	6,541,000.00	0.00	0.00	0.00	6,541,000.00	2,200,010.00	0.00	0.00	0.00	2,200,010.00	0.00	0.00	0.00	0.00	0.00	0.00	0.00	0.00	0.00	2,603,930.00
Other Supplies and Materials Expenses	5020399000	6,945,000.00	(430,044.00)	6,514,956.00	6,945,000.00	(430,044.00)	0.00	0.00	6,514,956.00	497,878.75	0.00	0.00	0.00	497,878.75	98,251.55	0.00	0.00	0.00	98,251.55	0.00	6,017,077.25	0.00	399,627.20	
Utility Expenses	5020400000	15,927,000.00	(11,740.81)	15,915,259.19	15,927,000.00	(11,740.81)	0.00	0.00	15,915,259.19	3,229,995.31	0.00	0.00	0.00	3,229,995.31	168,283.83	0.00	0.00	0.00	168,283.83	0.00	12,685,263.88	0.00	3,061,711.48	
Water Expenses	5020401000	1,588,000.00	0.00	1,588,000.00	1,588,000.00	0.00	0.00	0.00	1,588,000.00	245,331.97	0.00	0.00	0.00	245,331.97	124,431.97	0.00	0.00	0.00	124,431.97	0.00	1,342,668.03	0.00	120,900.00	
Electricity Expenses	5020402000	14,339,000.00	(11,740.81)	14,327,259.19	14,339,000.00	(11,740.81)	0.00	0.00	14,327,259.19	2,984,663.34	0.00	0.00	0.00	2,984,663.34	43,851.86	0.00	0.00	0.00	43,851.86	0.00	11,342,595.85	0.00	2,940,811.48	
Communication Expenses	5020500000	5,476,000.00	16,234.78	5,492,234.78	5,476,000.00	16,234.78	0.00	0.00	5,492,234.78	1,405,119.77	0.00	0.00	0.00	1,405,119.77	1,079,988.28	0.00	0.00	0.00	1,079,988.28	0.00	4,071,115.01	0.00	325,131.49	
Postage and Courier Services	5020501000	473,000.00	0.00	473,000.00	473,000.00	0.00	0.00	0.00	473,000.00	76,335.50	0.00	0.00	0.00	76,335.50	75,892.50	0.00	0.00	0.00	75,892.50	0.00	396,664.50	0.00	443.00	
Telephone Expenses	5020502000	384,000.00	0.00	384,000.00	384,000.00	0.00	0.00	0.00	384,000.00	91,997.49	0.00	0.00	0.00	91,997.49	72,397.00	0.00	0.00	0.00	72,397.00	0.00	292,002.51	0.00	19,600.49	
Mobile	5020502001	221,000.00	0.00	221,000.00	221,000.00	0.00	0.00	0.00	221,000.00	46,525.49	0.00	0.00	0.00	46,525.49	26,925.00	0.00	0.00	0.00	26,925.00	0.00	174,474.51	0.00	19,600.49	
Landline	5020502002	163,000.00	0.00	163,000.00	163,000.00	0.00	0.00	0.00	163,000.00	45,472.00	0.00	0.00	0.00	45,472.00	45,472.00	0.00	0.00	0.00	45,472.00	0.00	117,528.00	0.00	0.00	
Internet Subscription Expenses	5020503000	4,603,000.00	16,234.78	4,619,234.78	4,603,000.00	16,234.78	0.00	0.00	4,619,234.78	1,236,786.78	0.00	0.00	0.00	1,236,786.78	931,698.78	0.00	0.00	0.00	931,698.78	0.00	3,382,448.00	0.00	305,088.00	
Confidential, Intelligence and Extraordinary Expenses	5021000000	118,000.00	0.00	118,000.00	118,000.00	0.00	0.00	0.00	118,000.00	36,302.71	0.00	0.00	0.00	36,302.71	36,302.71	0.00	0.00	0.00	36,302.71	0.00	81,697.29	0.00	0.00	
Extraordinary and Miscellaneous Expenses	5021003000	118,000.00	0.00	118,000.00	118,000.00	0.00	0.00	0.00	118,000.00	36,302.71	0.00	0.00	0.00	36,302.71	36,302.71	0.00	0.00	0.00	36,302.71	0.00	81,697.29	0.00	0.00	
Professional Services	5021100000	1,553,000.00	139,538.52	1,692,538.52	1,553,000.00	139,538.52	0.00	0.00	1,692,538.52	140,138.52	0.00	0.00	0.00	140,138.52	600.00	0.00	0.00	0.00	600.00	0.00	1,552,400.00	0.00	139,538.52	
Legal Services	5021101000	253,000.00	0.00	253,000.00	253,000.00	0.00	0.00	0.00	253,000.00	600.00	0.00	0.00	0.00	600.00	600.00	0.00	0.00	0.00	600.00	0.00	252,400.00	0.00	0.00	
Other Professional Services	5021199000	1,300,000.00	139,538.52	1,439,538.52	1,300,000.00	139,538.52	0.00	0.00	1,439,538.52	139,538.52	0.00	0.00	0.00	139,538.52	0.00	0.00	0.00	0.00	0.00	0.00	1,300,000.00	0.00	139,538.52	
General Services	5021200000	23,118,000.00	(6,739.37)	23,111,260.63	23,118,000.00	(6,739.37)	0.00	0.00	23,111,260.63	12,766,030.88	0.00	0.00	0.00	12,766,030.88	2,369,580.52	0.00	0.00	0.00	2,369,580.52	0.00	10,345,229.75	0.00	10,396,450.36	
Janitorial Services	5021202000	3,297,000.00	(95,301.00)	3,201,699.00	3,297,000.00	(95,301.00)	0.00	0.00	3,201,699.00	1,187,700.00	0.00	0.00	0.00	1,187,700.00	460,621.30	0.00	0.00	0.00	460,621.30	0.00	2,013,999.00	0.00	727,078.70	
Security Services	5021203000	7,953,000.00	0.00	7,953,000.00	7,953,000.00	0.00	0.00	0.00	7,953,000.00	6,075,061.56	0.00	0.00	0.00	6,075,061.56	0.00	0.00	0.00	0.00	0.00	0.00	1,877,938.44	0.00	6,075,061.56	
Other General Services	5021299000	11,868,000.00	88,561.63	11,956,561.63	11,868,000.00	88,561.63	0.00	0.00	11,956,561.63	5,503,269.32	0.00	0.00	0.00	5,503,269.32	1,908,959.22	0.00	0.00	0.00	1,908,959.22	0.00	6,453,292.31	0.00	3,594,310.10	
Other General Services	5021299099	11,868,000.00	88,561.63	11,956,561.63	11,868,000.00	88,561.63	0.00	0.00	11,956,561.63	5,503,269.32	0.00	0.00	0.00	5,503,269.32	1,908,959.22	0.00	0.00	0.00	1,908,959.22	0.00	6,453,292.31	0.00	3,594,310.10	
Repairs and Maintenance	5021300000	1,947,000.00	0.00	1,947,000.00	1,947,000.00	0.00	0.00	0.00	1,947,000.00	303,237.00	0.00	0.00	0.00	303,237.00	6,987.00	0.00	0.00	0.00	6,987.00	0.00	1,643,763.00	0.00	296,250.00	
Repairs and Maintenance - Buildings and Other Structures	5021304000	300,000.00	0.00	300,000.00	300,000.00	0.00	0.00	0.00	300,000.00	0.00	0.00	0.00	0.00	0.00	0.00	0.00	0.00	0.00	0.00	0.00	300,000.00	0.00	0.00	
Buildings	5021304001	300,000.00	0.00	300,000.00	300,000.00	0.00	0.00	0.00	300,000.00	0.00	0.00	0.00	0.00	0.00	0.00	0.00	0.00	0.00	0.00	0.00	300,000.00	0.00	0.00	
Repairs and Maintenance - Machinery and Equipment	5021305000	1,347,000.00	0.00	1,347,000.00	1,347,000.00	0.00																		

Department : Other Executive Offices
 Agency : National Library of the Philippines
 Operating Unit : < not applicable >
 Organization Code (UACS) : 26 019 0000000
 Fund Cluster : 01 Regular Agency Fund
 (e.g. UACS Fund Cluster: 01-Regular Agency Fund, 02-Foreign Assisted Projects Fund, 03-Special Account-Locally Funded/Domestic Grants Fund, and 04-Special Account-Foreign Assisted/Foreign Grants Fund)


X	Current Year Appropriations
	Supplemental Appropriations
	Continuing Appropriations


Particulars	UACS CODE	Appropriations			Allotments			Obligations					Disbursements					Balances							
		Authorized Appropriations	Adjustments (Transfer To/From, Modifications/ Augmentations)	Adjusted Appropriations	Allotments Received	Adjustments (Reductions, Modifications/ Augmentations)	Transfer To	Transfer From	Adjusted Allotments	1st Quarter Ending March 31	2nd Quarter Ending June 30	3rd Quarter Ending Sept. 30	4th Quarter Ending Dec. 31	TOTAL	1st Quarter Ending March 31	2nd Quarter Ending June 30	3rd Quarter Ending Sept. 30	4th Quarter Ending Dec. 31	TOTAL	Unreleased Appropriations	Unobligated Allotments	Unpaid Obligations (15-20)=(23+24)			
		3	4	5=(3+4)	6	7	8	9	10=[(6+(-7) -8+9)]	11	12	13	14	15=(11+12+13+14)	16	17	18	19	20=(16+17+18+19)	21=(5-10)	22=(10-15)	23	24		
Library and Other Reading Materials Subscription Expenses	5029907004	3,700,000.00	13,635.00	3,713,635.00	3,700,000.00	13,635.00	0.00	0.00	3,713,635.00	3,559,710.00	0.00	0.00	0.00	3,559,710.00	0.00	0.00	0.00	0.00	0.00	0.00	0.00	153,925.00	0.00	3,559,710.00	
Other Maintenance and Operating Expenses	5029999000	13,802,000.00	(176,199.62)	13,625,800.38	13,802,000.00	(176,199.62)	0.00	0.00	13,625,800.38	200.00	0.00	0.00	0.00	200.00	0.00	0.00	0.00	0.00	0.00	0.00	0.00	13,625,800.38	0.00	200.00	
Other Maintenance and Operating Expenses	5029999099	13,802,000.00	(176,199.62)	13,625,800.38	13,802,000.00	(176,199.62)	0.00	0.00	13,625,800.38	200.00	0.00	0.00	0.00	200.00	0.00	0.00	0.00	0.00	0.00	0.00	0.00	13,625,800.38	0.00	200.00	
Capital Outlays		49,478,000.00	0.00	49,478,000.00	21,606,000.00	0.00	0.00	0.00	21,606,000.00	0.00	0.00	0.00	0.00	0.00	0.00	0.00	0.00	0.00	0.00	0.00	27,872,000.00	21,606,000.00	0.00	0.00	
Property, Plant and Equipment Outlay	5060400000	49,478,000.00	0.00	49,478,000.00	21,606,000.00	0.00	0.00	0.00	21,606,000.00	0.00	0.00	0.00	0.00	0.00	0.00	0.00	0.00	0.00	0.00	0.00	27,872,000.00	21,606,000.00	0.00	0.00	
Buildings and Other Structures	5060404000	16,979,000.00	0.00	16,979,000.00	16,979,000.00	0.00	0.00	0.00	16,979,000.00	0.00	0.00	0.00	0.00	0.00	0.00	0.00	0.00	0.00	0.00	0.00	0.00	16,979,000.00	0.00	0.00	
Other Structures	5060404099	16,979,000.00	0.00	16,979,000.00	16,979,000.00	0.00	0.00	0.00	16,979,000.00	0.00	0.00	0.00	0.00	0.00	0.00	0.00	0.00	0.00	0.00	0.00	0.00	16,979,000.00	0.00	0.00	
Machinery and Equipment Outlay	5060405000	25,949,000.00	0.00	25,949,000.00	1,977,000.00	0.00	0.00	0.00	1,977,000.00	0.00	0.00	0.00	0.00	0.00	0.00	0.00	0.00	0.00	0.00	0.00	23,972,000.00	1,977,000.00	0.00	0.00	
Information and Communication Technology Equipment	5060405003	1,977,000.00	0.00	1,977,000.00	1,977,000.00	0.00	0.00	0.00	1,977,000.00	0.00	0.00	0.00	0.00	0.00	0.00	0.00	0.00	0.00	0.00	0.00	0.00	1,977,000.00	0.00	0.00	
Other Machinery and Equipment	5060405099	23,972,000.00	0.00	23,972,000.00	0.00	0.00	0.00	0.00	0.00	0.00	0.00	0.00	0.00	0.00	0.00	0.00	0.00	0.00	0.00	0.00	23,972,000.00	0.00	0.00	0.00	
Transportation Equipment Outlay	5060406000	6,550,000.00	0.00	6,550,000.00	2,650,000.00	0.00	0.00	0.00	2,650,000.00	0.00	0.00	0.00	0.00	0.00	0.00	0.00	0.00	0.00	0.00	0.00	3,900,000.00	2,650,000.00	0.00	0.00	
Motor Vehicles	5060406001	2,650,000.00	0.00	2,650,000.00	2,650,000.00	0.00	0.00	0.00	2,650,000.00	0.00	0.00	0.00	0.00	0.00	0.00	0.00	0.00	0.00	0.00	0.00	0.00	2,650,000.00	0.00	0.00	
Other Transportation Equipment	5060406099	3,900,000.00	0.00	3,900,000.00	0.00	0.00	0.00	0.00	0.00	0.00	0.00	0.00	0.00	0.00	0.00	0.00	0.00	0.00	0.00	0.00	3,900,000.00	0.00	0.00	0.00	
B. AUTOMATIC APPROPRIATIONS		6,039,000.00	0.00	6,039,000.00	6,039,000.00	0.00	0.00	0.00	6,039,000.00	986,383.68	0.00	0.00	0.00	986,383.68	986,383.68	0.00	0.00	0.00	0.00	0.00	986,383.68	0.00	5,052,616.32	0.00	0.00
Retirement and Life Insurance Premiums		6,039,000.00	0.00	6,039,000.00	6,039,000.00	0.00	0.00	0.00	6,039,000.00	986,383.68	0.00	0.00	0.00	986,383.68	986,383.68	0.00	0.00	0.00	0.00	0.00	986,383.68	0.00	5,052,616.32	0.00	0.00
GRAND TOTAL		214,314,000.00	0.00	214,314,000.00	186,442,000.00	0.00	0.00	0.00	186,442,000.00	44,387,274.04	0.00	0.00	0.00	44,387,274.04	21,699,265.61	0.00	0.00	0.00	0.00	0.00	21,699,265.61	27,872,000.00	142,054,725.96	0.00	22,687,988.43

Certified Correct:

 VANGUARDIA MARVIN SANCHEZ
 Budget Officer
 Date: 2022-04-29 21:51:27

Certified Correct:

 Date:

Recommending Approval:

 BASAGRE FE BALOSO
 Chief Administrative Officer
 Date: 2022-04-30 15:19:07

Approved By:

 ADRIANO CESAR GILBERT QUIZO
 Agency Head
 Date: 2022-04-30 15:22:23

SUMMARY OF APPROPRIATIONS, ALLOTMENTS, OBLIGATIONS, DISBURSEMENTS AND BALANCES BY OBJECT OF EXPENDITURES
As at the Quarter Ending March 31, 2022

Department: Other Executive Offices
 Agency/Entity: National Library of the Philippines
 Operating Unit: < not applicable >
 Organization Code (UACS) : 26 019 0000000
 Fund Cluster: 01 Regular Agency Fund
 (e.g. UACS Fund Cluster: 01-Regular Agency Fund, 02-Foreign Assisted Projects Fund, 03-Special Account-Locally Funded/Domestic Grants Fund, and 04-Special Account-Foreign Assisted/Foreign Grants Fund)

	Current Year Appropriations
	Supplemental Appropriations
X	Continuing Appropriations

Particulars	UACS CODE	Appropriations			Allotments			Obligations					Disbursements					Balances					
		Authorized Appropriations	Adjustments (Transfer To/From, Modifications/ Augmentations)	Adjusted Appropriations	Allotments Received	Adjustments (Reductions, Modifications/ Augmentations)	Transfer To	Transfer From	Adjusted Allotments	1st Quarter Ending March 31	2nd Quarter Ending June 30	3rd Quarter Ending Sept. 30	4th Quarter Ending Dec. 31	TOTAL	1st Quarter Ending March 31	2nd Quarter Ending June 30	3rd Quarter Ending Sept. 30	4th Quarter Ending Dec. 31	TOTAL	Unreleased Appropriations	Unobligated Allotments	Unpaid Obligations (15-20)=(23+24)	
		3	4	5=(3+4)	6	7	8	9	10=[(6+(-)7)-8+9]	11	12	13	14	15=(11+12+13+14)	16	17	18	19	20=(16+17+18+19)	21=(5-10)	22=(10-15)	23	24
SUMMARY		47,233,736.11	0.00	47,233,736.11	47,233,736.11	0.00	0.00	0.00	47,233,736.11	10,939,072.96	0.00	0.00	0.00	10,939,072.96	134,400.00	0.00	0.00	0.00	134,400.00	0.00	36,294,663.15	0.00	10,804,672.96
I. CONTINUING APPROPRIATIONS		47,233,736.11	0.00	47,233,736.11	47,233,736.11	0.00	0.00	0.00	47,233,736.11	10,939,072.96	0.00	0.00	0.00	10,939,072.96	134,400.00	0.00	0.00	0.00	134,400.00	0.00	36,294,663.15	0.00	10,804,672.96
I. Agency Specific Budget		47,233,736.11	0.00	47,233,736.11	47,233,736.11	0.00	0.00	0.00	47,233,736.11	10,939,072.96	0.00	0.00	0.00	10,939,072.96	134,400.00	0.00	0.00	0.00	134,400.00	0.00	36,294,663.15	0.00	10,804,672.96
Maintenance and Other Operating Expenses		15,161,635.25	0.00	15,161,635.25	15,161,635.25	0.00	0.00	0.00	15,161,635.25	9,044,297.96	0.00	0.00	0.00	9,044,297.96	134,400.00	0.00	0.00	0.00	134,400.00	0.00	6,117,337.29	0.00	8,909,897.96
Training and Scholarship Expenses	5020200000	1,078,350.00	0.00	1,078,350.00	1,078,350.00	0.00	0.00	0.00	1,078,350.00	257,600.00	0.00	0.00	0.00	257,600.00	134,400.00	0.00	0.00	0.00	134,400.00	0.00	820,750.00	0.00	123,200.00
Training Expenses	5020201000	1,078,350.00	0.00	1,078,350.00	1,078,350.00	0.00	0.00	0.00	1,078,350.00	257,600.00	0.00	0.00	0.00	257,600.00	134,400.00	0.00	0.00	0.00	134,400.00	0.00	820,750.00	0.00	123,200.00
ICT Training Expenses	5020201001	225,000.00	0.00	225,000.00	225,000.00	0.00	0.00	0.00	225,000.00	0.00	0.00	0.00	0.00	0.00	0.00	0.00	0.00	0.00	0.00	0.00	225,000.00	0.00	0.00
Training Expenses	5020201002	853,350.00	0.00	853,350.00	853,350.00	0.00	0.00	0.00	853,350.00	257,600.00	0.00	0.00	0.00	257,600.00	134,400.00	0.00	0.00	0.00	134,400.00	0.00	595,750.00	0.00	123,200.00
Supplies and Materials Expenses	5020300000	1,966,807.11	7,829,335.41	9,596,142.52	1,966,807.11	7,829,335.41	0.00	0.00	9,596,142.52	8,752,279.50	0.00	0.00	0.00	8,752,279.50	0.00	0.00	0.00	0.00	0.00	0.00	843,863.02	0.00	8,752,279.50
Office Supplies Expenses	5020301000	271,026.23	0.00	271,026.23	271,026.23	0.00	0.00	0.00	271,026.23	0.00	0.00	0.00	0.00	0.00	0.00	0.00	0.00	0.00	0.00	0.00	271,026.23	0.00	0.00
ICT Office Supplies	5020301001	213,273.73	0.00	213,273.73	213,273.73	0.00	0.00	0.00	213,273.73	0.00	0.00	0.00	0.00	0.00	0.00	0.00	0.00	0.00	0.00	0.00	213,273.73	0.00	0.00
Office Supplies Expenses	5020301002	57,752.50	0.00	57,752.50	57,752.50	0.00	0.00	0.00	57,752.50	0.00	0.00	0.00	0.00	0.00	0.00	0.00	0.00	0.00	0.00	0.00	57,752.50	0.00	0.00
Accountable Forms Expenses	5020302000	5,000.00	0.00	5,000.00	5,000.00	0.00	0.00	0.00	5,000.00	0.00	0.00	0.00	0.00	0.00	0.00	0.00	0.00	0.00	0.00	0.00	5,000.00	0.00	0.00
Drugs and Medicines Expenses	5020307000	40,000.00	0.00	40,000.00	40,000.00	0.00	0.00	0.00	40,000.00	0.00	0.00	0.00	0.00	0.00	0.00	0.00	0.00	0.00	0.00	0.00	40,000.00	0.00	0.00
Medical, Dental and Laboratory Supplies Expenses	5020308000	618,660.00	(618,660.00)	0.00	618,660.00	(618,660.00)	0.00	0.00	0.00	0.00	0.00	0.00	0.00	0.00	0.00	0.00	0.00	0.00	0.00	0.00	0.00	0.00	0.00
Semi-Expendable Machinery and Equipment Expenses	5020321000	18,000.00	0.00	18,000.00	18,000.00	0.00	0.00	0.00	18,000.00	0.00	0.00	0.00	0.00	0.00	0.00	0.00	0.00	0.00	0.00	0.00	18,000.00	0.00	0.00
Semi-Expendable Machinery and Equipment Expenses	5020321000	0.00	0.00	0.00	0.00	0.00	0.00	0.00	0.00	0.00	0.00	0.00	0.00	0.00	0.00	0.00	0.00	0.00	0.00	0.00	0.00	0.00	0.00
Information and Communications Technology Equipment	5020321003	18,000.00	0.00	18,000.00	18,000.00	0.00	0.00	0.00	18,000.00	0.00	0.00	0.00	0.00	0.00	0.00	0.00	0.00	0.00	0.00	0.00	18,000.00	0.00	0.00
Semi-Expendable Furniture, Fixtures and Books Expenses	5020322000	312,517.29	3,704,152.50	4,016,669.79	312,517.29	3,704,152.50	0.00	0.00	4,016,669.79	3,772,009.50	0.00	0.00	0.00	3,772,009.50	0.00	0.00	0.00	0.00	0.00	0.00	244,660.29	0.00	3,772,009.50
Books	5020322002	312,517.29	3,704,152.50	4,016,669.79	312,517.29	3,704,152.50	0.00	0.00	4,016,669.79	3,772,009.50	0.00	0.00	0.00	3,772,009.50	0.00	0.00	0.00	0.00	0.00	0.00	244,660.29	0.00	3,772,009.50
Other Supplies and Materials Expenses	5020399000	701,603.59	4,543,842.91	5,245,446.50	701,603.59	4,543,842.91	0.00	0.00	5,245,446.50	4,980,270.00	0.00	0.00	0.00	4,980,270.00	0.00	0.00	0.00	0.00	0.00	0.00	265,176.50	0.00	4,980,270.00
Utility Expenses	5020400000	5,458,331.92	(4,837,413.23)	620,918.69	5,458,331.92	(4,837,413.23)	0.00	0.00	620,918.69	24,998.46	0.00	0.00	0.00	24,998.46	0.00	0.00	0.00	0.00	0.00	0.00	595,920.23	0.00	24,998.46
Water Expenses	5020401000	1,036,364.64	(971,934.08)	64,430.56	1,036,364.64	(971,934.08)	0.00	0.00	64,430.56	0.00	0.00	0.00	0.00	0.00	0.00	0.00	0.00	0.00	0.00	0.00	64,430.56	0.00	0.00
Electricity Expenses	5020402000	4,421,967.28	(3,865,479.15)	556,488.13	4,421,967.28	(3,865,479.15)	0.00	0.00	556,488.13	24,998.46	0.00	0.00	0.00	24,998.46	0.00	0.00	0.00	0.00	0.00	0.00	531,489.67	0.00	24,998.46
Communication Expenses	5020500000	2,591,358.95	(2,151,292.50)	440,066.45	2,591,358.95	(2,151,292.50)	0.00	0.00	440,066.45	0.00	0.00	0.00	0.00	0.00	0.00	0.00	0.00	0.00	0.00	0.00	440,066.45	0.00	0.00
Postage and Courier Services	5020501000	204,548.00	0.00	204,548.00	204,548.00	0.00	0.00	0.00	204,548.00	0.00	0.00	0.00	0.00	0.00	0.00	0.00	0.00	0.00	0.00	0.00	204,548.00	0.00	0.00
Telephone Expenses	5020502000	80,036.95	0.00	80,036.95	80,036.95	0.00	0.00	0.00	80,036.95	0.00	0.00	0.00	0.00	0.00	0.00	0.00	0.00	0.00	0.00	0.00	80,036.95	0.00	0.00

Department: Other Executive Offices
 Agency/Entity: National Library of the Philippines
 Operating Unit: < not applicable >
 Organization Code (UACS): 26 019 0000000
 Fund Cluster: 01 Regular Agency Fund
 (e.g. UACS Fund Cluster: 01-Regular Agency Fund, 02-Foreign Assisted Projects Fund, 03-Special Account-Locally Funded/Domestic Grants Fund, and 04-Special Account-Foreign Assisted/Foreign Grants Fund)

	Current Year Appropriations
	Supplemental Appropriations
X	Continuing Appropriations


Particulars	UACS CODE	Appropriations			Allotments			Obligations					Disbursements					Balances								
		Authorized Appropriations	Adjustments (Transfer To/From, Modifications/Augmentations)	Adjusted Appropriations	Allotments Received	Adjustments (Reductions, Modifications/Augmentations)	Transfer To	Transfer From	Adjusted Allotments	1st Quarter Ending March 31	2nd Quarter Ending June 30	3rd Quarter Ending Sept. 30	4th Quarter Ending Dec. 31	TOTAL	1st Quarter Ending March 31	2nd Quarter Ending June 30	3rd Quarter Ending Sept. 30	4th Quarter Ending Dec. 31	TOTAL	Unreleased Appropriations	Unobligated Allotments	Unpaid Obligations (15-20)=(23+24)				
																						10=[(6+(-)7)-8+9]	11	12	13	14
Mobile	5020502001	29,145.95	0.00	29,145.95	29,145.95	0.00	0.00	0.00	29,145.95	0.00	0.00	0.00	0.00	0.00	0.00	0.00	0.00	0.00	0.00	0.00	0.00	29,145.95	0.00	0.00	0.00	0.00
Landline	5020502002	50,891.00	0.00	50,891.00	50,891.00	0.00	0.00	0.00	50,891.00	0.00	0.00	0.00	0.00	0.00	0.00	0.00	0.00	0.00	0.00	0.00	0.00	50,891.00	0.00	0.00	0.00	0.00
Internet Subscription Expenses	5020503000	2,306,774.00	(2,151,292.50)	155,481.50	2,306,774.00	(2,151,292.50)	0.00	0.00	155,481.50	0.00	0.00	0.00	0.00	0.00	0.00	0.00	0.00	0.00	0.00	0.00	0.00	155,481.50	0.00	0.00	0.00	0.00
Confidential, Intelligence and Extraordinary Expenses	5021000000	1,290.00	0.00	1,290.00	1,290.00	0.00	0.00	0.00	1,290.00	0.00	0.00	0.00	0.00	0.00	0.00	0.00	0.00	0.00	0.00	0.00	0.00	1,290.00	0.00	0.00	0.00	0.00
Extraordinary and Miscellaneous Expenses	5021003000	1,290.00	0.00	1,290.00	1,290.00	0.00	0.00	0.00	1,290.00	0.00	0.00	0.00	0.00	0.00	0.00	0.00	0.00	0.00	0.00	0.00	0.00	1,290.00	0.00	0.00	0.00	0.00
Professional Services	5021100000	28,430.00	0.00	28,430.00	28,430.00	0.00	0.00	0.00	28,430.00	0.00	0.00	0.00	0.00	0.00	0.00	0.00	0.00	0.00	0.00	0.00	0.00	28,430.00	0.00	0.00	0.00	0.00
Legal Services	5021101000	28,430.00	0.00	28,430.00	28,430.00	0.00	0.00	0.00	28,430.00	0.00	0.00	0.00	0.00	0.00	0.00	0.00	0.00	0.00	0.00	0.00	0.00	28,430.00	0.00	0.00	0.00	0.00
General Services	5021200000	1,512,728.65	(642,879.68)	869,848.97	1,512,728.65	(642,879.68)	0.00	0.00	869,848.97	0.00	0.00	0.00	0.00	0.00	0.00	0.00	0.00	0.00	0.00	0.00	0.00	869,848.97	0.00	0.00	0.00	0.00
Janitorial Services	5021202000	473,989.88	(188,020.68)	285,969.20	473,989.88	(188,020.68)	0.00	0.00	285,969.20	0.00	0.00	0.00	0.00	0.00	0.00	0.00	0.00	0.00	0.00	0.00	0.00	285,969.20	0.00	0.00	0.00	0.00
Security Services	5021203000	353,611.69	0.00	353,611.69	353,611.69	0.00	0.00	0.00	353,611.69	0.00	0.00	0.00	0.00	0.00	0.00	0.00	0.00	0.00	0.00	0.00	0.00	353,611.69	0.00	0.00	0.00	0.00
Other General Services	5021299000	685,127.08	(454,859.00)	230,268.08	685,127.08	(454,859.00)	0.00	0.00	230,268.08	0.00	0.00	0.00	0.00	0.00	0.00	0.00	0.00	0.00	0.00	0.00	0.00	230,268.08	0.00	0.00	0.00	0.00
Other General Services	5021299099	685,127.08	(454,859.00)	230,268.08	685,127.08	(454,859.00)	0.00	0.00	230,268.08	0.00	0.00	0.00	0.00	0.00	0.00	0.00	0.00	0.00	0.00	0.00	0.00	230,268.08	0.00	0.00	0.00	0.00
Repairs and Maintenance	5021300000	1,193,988.06	0.00	1,193,988.06	1,193,988.06	0.00	0.00	0.00	1,193,988.06	0.00	0.00	0.00	0.00	0.00	0.00	0.00	0.00	0.00	0.00	0.00	0.00	1,193,988.06	0.00	0.00	0.00	0.00
Repairs and Maintenance - Buildings and Other Structures	5021304000	300,000.00	0.00	300,000.00	300,000.00	0.00	0.00	0.00	300,000.00	0.00	0.00	0.00	0.00	0.00	0.00	0.00	0.00	0.00	0.00	0.00	0.00	300,000.00	0.00	0.00	0.00	0.00
Buildings	5021304001	300,000.00	0.00	300,000.00	300,000.00	0.00	0.00	0.00	300,000.00	0.00	0.00	0.00	0.00	0.00	0.00	0.00	0.00	0.00	0.00	0.00	0.00	300,000.00	0.00	0.00	0.00	0.00
Repairs and Maintenance - Machinery and Equipment	5021305000	761,605.46	0.00	761,605.46	761,605.46	0.00	0.00	0.00	761,605.46	0.00	0.00	0.00	0.00	0.00	0.00	0.00	0.00	0.00	0.00	0.00	0.00	761,605.46	0.00	0.00	0.00	0.00
Machinery	5021305001	225,170.46	0.00	225,170.46	225,170.46	0.00	0.00	0.00	225,170.46	0.00	0.00	0.00	0.00	0.00	0.00	0.00	0.00	0.00	0.00	0.00	0.00	225,170.46	0.00	0.00	0.00	0.00
Office Equipment	5021305002	345,750.00	0.00	345,750.00	345,750.00	0.00	0.00	0.00	345,750.00	0.00	0.00	0.00	0.00	0.00	0.00	0.00	0.00	0.00	0.00	0.00	0.00	345,750.00	0.00	0.00	0.00	0.00
Information and Communication Technology Equipment	5021305003	190,685.00	0.00	190,685.00	190,685.00	0.00	0.00	0.00	190,685.00	0.00	0.00	0.00	0.00	0.00	0.00	0.00	0.00	0.00	0.00	0.00	0.00	190,685.00	0.00	0.00	0.00	0.00
Repairs and Maintenance - Transportation Equipment	5021306000	132,382.60	0.00	132,382.60	132,382.60	0.00	0.00	0.00	132,382.60	0.00	0.00	0.00	0.00	0.00	0.00	0.00	0.00	0.00	0.00	0.00	0.00	132,382.60	0.00	0.00	0.00	0.00
Motor Vehicles	5021306001	132,382.60	0.00	132,382.60	132,382.60	0.00	0.00	0.00	132,382.60	0.00	0.00	0.00	0.00	0.00	0.00	0.00	0.00	0.00	0.00	0.00	0.00	132,382.60	0.00	0.00	0.00	0.00
Taxes, Insurance Premiums and Other Fees	5021500000	206,294.46	0.00	206,294.46	206,294.46	0.00	0.00	0.00	206,294.46	0.00	0.00	0.00	0.00	0.00	0.00	0.00	0.00	0.00	0.00	0.00	0.00	206,294.46	0.00	0.00	0.00	0.00
Fidelity Bond Premiums	5021502000	31,937.50	0.00	31,937.50	31,937.50	0.00	0.00	0.00	31,937.50	0.00	0.00	0.00	0.00	0.00	0.00	0.00	0.00	0.00	0.00	0.00	0.00	31,937.50	0.00	0.00	0.00	0.00
Insurance Expenses	5021503000	174,356.96	0.00	174,356.96	174,356.96	0.00	0.00	0.00	174,356.96	0.00	0.00	0.00	0.00	0.00	0.00	0.00	0.00	0.00	0.00	0.00	0.00	174,356.96	0.00	0.00	0.00	0.00
Other Maintenance and Operating Expenses	5029900000	1,124,056.10	2,250.00	1,126,306.10	1,124,056.10	2,250.00	0.00	0.00	1,126,306.10	9,420.00	0.00	0.00	0.00	9,420.00	0.00	0.00	0.00	0.00	0.00	0.00	0.00	1,116,886.10	0.00	0.00	9,420.00	0.00
Representation Expenses	5029903000	568,777.00	0.00	568,777.00	568,777.00	0.00	0.00	0.00	568,777.00	0.00	0.00	0.00	0.00	0.00	0.00	0.00	0.00	0.00	0.00	0.00	0.00	568,777.00	0.00	0.00	0.00	0.00
Membership Dues and Contributions to Organizations	5029906000	15,000.00	0.00	15,000.00	15,000.00	0.00	0.00	0.00	15,000.00	0.00	0.00	0.00	0.00	0.00	0.00	0.00	0.00	0.00	0.00	0.00	0.00	15,000.00	0.00	0.00	0.00	0.00
Subscription Expenses	5029907000	230,747.12	2,250.00	232,997.12	230,747.12	2,250.00	0.00	0.00	232,997.12	9,420.00	0.00	0.00	0.00	9,420.00	0.00	0.00	0.00	0.00	0.00	0.00	0.00	223,577.12	0.00	0.00	9,420.00	0.00
Library and Other Reading Materials Subscription	5029907004	230,747.12	2,250.00	232,997.12	230,747.12	2,250.00	0.00	0.00	232,997.12	9,420.00	0.00	0.00	0.00	9,420.00	0.00	0.00	0.00	0.00	0.00	0.00	0.00	223,577.12	0.00	0.00	9,420.00	0.00
Other Maintenance and Operating Expenses	5029999000	309,531.98	0.00	309,531.98	309,531.98	0.00	0.00	0.00	309,531.98	0.00	0.00	0.00	0.00	0.00	0.00	0.00	0.00	0.00	0.00	0.00	0.00	309,531.98	0.00	0.00	0.00	0.00
Other Maintenance and Operating Expenses	5029999099	309,531.98	0.00	309,531.98	309,531.98	0.00	0.00	0.00	309,531.98	0.00	0.00	0.00	0.00	0.00	0.00	0.00	0.00	0.00	0.00	0.00	0.00	309,531.98	0.00	0.00	0.00	0.00

This report was generated using the Unified Reporting System on null version.FAR1A.1.1 ; Status : SUBMITTED

Department: Other Executive Offices
 Agency/Entity: National Library of the Philippines
 Operating Unit: < not applicable >
 Organization Code (UACS): 26 019 0000000
 Fund Cluster: 01 Regular Agency Fund
 (e.g. UACS Fund Cluster: 01-Regular Agency Fund, 02-Foreign Assisted Projects Fund, 03-Special Account-Locally Funded/Domestic Grants Fund, and 04-Special Account-Foreign Assisted/Foreign Grants Fund)


	Current Year Appropriations
	Supplemental Appropriations
X	Continuing Appropriations

Particulars	UACS CODE	Appropriations			Allotments						Obligations				Disbursements				Balances					
		Authorized Appropriations	Adjustments (Transfer To/From, Modifications/Augmentations)	Adjusted Appropriations	Allotments Received	Adjustments (Reductions, Modifications/Augmentations)	Transfer To	Transfer From	Adjusted Allotments	1st Quarter Ending March 31	2nd Quarter Ending June 30	3rd Quarter Ending Sept. 30	4th Quarter Ending Dec. 31	TOTAL	1st Quarter Ending March 31	2nd Quarter Ending June 30	3rd Quarter Ending Sept. 30	4th Quarter Ending Dec. 31	TOTAL	Unreleased Appropriations	Unobligated Allotments	Unpaid Obligations (15-20)=(23+24)		
																						Due and Demandable	Not Yet Due and Demandable	
1	2	3	4	5=(3+4)	6	7	8	9	10=[(6+(-)7)-8+9]	11	12	13	14	15=(11+12+13+14)	16	17	18	19	20=(16+17+18+19)	21=(5-10)	22=(10-15)	23	24	
Capital Outlays		32,072,100.86	0.00	32,072,100.86	32,072,100.86	0.00	0.00	0.00	32,072,100.86	1,894,775.00	0.00	0.00	0.00	1,894,775.00	0.00	0.00	0.00	0.00	0.00	0.00	30,177,325.86	0.00	1,894,775.00	
Property, Plant and Equipment Outlay	5060400000	32,072,100.86	0.00	32,072,100.86	32,072,100.86	0.00	0.00	0.00	32,072,100.86	1,894,775.00	0.00	0.00	0.00	1,894,775.00	0.00	0.00	0.00	0.00	0.00	0.00	30,177,325.86	0.00	1,894,775.00	
Machinery and Equipment Outlay	5060405000	32,021,100.86	0.00	32,021,100.86	32,021,100.86	0.00	0.00	0.00	32,021,100.86	1,894,775.00	0.00	0.00	0.00	1,894,775.00	0.00	0.00	0.00	0.00	0.00	0.00	30,126,325.86	0.00	1,894,775.00	
Office Equipment	5060405002	2,400,000.00	0.00	2,400,000.00	2,400,000.00	0.00	0.00	0.00	2,400,000.00	149,035.00	0.00	0.00	0.00	149,035.00	0.00	0.00	0.00	0.00	0.00	0.00	2,250,965.00	0.00	149,035.00	
Information and Communication Technology Equipment	5060405003	2,021,100.86	0.00	2,021,100.86	2,021,100.86	0.00	0.00	0.00	2,021,100.86	1,745,740.00	0.00	0.00	0.00	1,745,740.00	0.00	0.00	0.00	0.00	0.00	0.00	275,360.86	0.00	1,745,740.00	
Other Machinery and Equipment	5060405099	27,600,000.00	0.00	27,600,000.00	27,600,000.00	0.00	0.00	0.00	27,600,000.00	0.00	0.00	0.00	0.00	0.00	0.00	0.00	0.00	0.00	0.00	0.00	27,600,000.00	0.00	0.00	
Furniture, Fixtures and Books Outlay	5060407000	51,000.00	0.00	51,000.00	51,000.00	0.00	0.00	0.00	51,000.00	0.00	0.00	0.00	0.00	0.00	0.00	0.00	0.00	0.00	0.00	0.00	51,000.00	0.00	0.00	
Books	5060407002	51,000.00	0.00	51,000.00	51,000.00	0.00	0.00	0.00	51,000.00	0.00	0.00	0.00	0.00	0.00	0.00	0.00	0.00	0.00	0.00	0.00	51,000.00	0.00	0.00	
GRAND TOTAL		47,233,736.11	0.00	47,233,736.11	47,233,736.11	0.00	0.00	0.00	47,233,736.11	10,939,072.96	0.00	0.00	0.00	10,939,072.96	134,400.00	0.00	0.00	0.00	0.00	134,400.00	0.00	36,294,663.15	0.00	10,804,672.96

Certified Correct:

 Marvin S. Vangyardia
 Budget Officer
 Date: 2022-04-29 21:51:27

Certified Correct:

 Date:

Recommending Approval:

 Fe B. Basagre
 Chief Administrative Officer
 Date: 2022-04-30 15:19:07

Approved By:

 Cesar Gilbert C. Adriano
 Agency Head
 Date: 2022-04-30 15:22:23