

SUMMARY OF APPROPRIATIONS, ALLOTMENTS, OBLIGATIONS AND BALANCES BY OBJECT OF EXPENDITURES
As of the Quarter Ending March 31, 2019


Department: Other Executive Offices
Agency: National Library of the Philippines
Operating Unit: N/A
Organization Code (UACS): 260190000000
Fund Cluster: 01 - Regular Agency Fund

Authorization: 01 - Current Year Appropriations
Report Status: SUBMITTED

Table with columns: Particulars, UACS CODE, Appropriation (Authorized, Adjustments, Adjusted), Allotments (Received, Adjustments, Transfer To, Transfer From, Adjusted Total), Current Year Obligations (1st-4th Quarter, Total), Current Year Disbursements (1st-4th Quarter, Total), and Balances (Unreleased, Unobligated, Unpaid Obligations).

Particulars	UACS CODE	Appropriation		Allotments					Current Year Obligations					Current Year Disbursements					Balances				
		Authorized Appropriation	Adjustments (Transfer (To)/From, Realignment)	Adjusted Appropriations	Allotments Received	Adjustments (Withdrawal, Realignment)	Transfer To	Transfer From	Adjusted Total Allotments	1st Quarter Ending March 31	2nd Quarter Ending June 30	3rd Quarter Ending Sept. 30	4th Quarter Ending Dec. 31	Total	1st Quarter Ending March 31	2nd Quarter Ending June 30	3rd Quarter Ending Sept. 30	4th Quarter Ending Dec. 31	Total	Unreleased Appropriations	Unobligated Allotment	Unpaid Obligations (15-20) = (23+24)	
																						Due and Demandable	Not Yet Due and Demandable
1	2	3	4	5=(3+4)	6	7	8	9	10=[(6+(-7)-8+9)]	11	12	13	14	15=(11+12+13+14)	16	17	18	19	20=(16+17+18+19)	21=(5-10)	22=(10-15)	23	24
Fidelity Bond Premiums	5021502000	2,350.00		2,350.00	2,350.00				2,350.00													2,350.00	
Fidelity Bond Premiums	5021502000	2,350.00		2,350.00	2,350.00				2,350.00													2,350.00	
Other Maintenance and Operating Expenses	5029900000	1,500,621.05	2,295.86	1,502,916.91	1,500,621.05	2,295.86			1,502,916.91	365,906.86				365,906.86	365,295.86						365,295.86	1,137,010.05	611.00
Representation Expenses	5029903000	925.00	700.00	1,625.00	925.00	700.00			1,625.00	1,311.00				1,311.00	700.00						700.00	314.00	611.00
Representation Expenses	5029903000	925.00	700.00	1,625.00	925.00	700.00			1,625.00	1,311.00				1,311.00	700.00						700.00	314.00	611.00
Transportation and Delivery Expenses	5029904000		1,595.86	1,595.86					1,595.86	1,595.86				1,595.86	1,595.86						1,595.86		
Transportation and Delivery Expenses	5029904000		1,595.86	1,595.86					1,595.86	1,595.86				1,595.86	1,595.86						1,595.86		
Subscription Expenses	5029907000	1,474,477.20	(363,000.00)	1,111,477.20	1,474,477.20	(363,000.00)			1,111,477.20													1,111,477.20	
Library and Other Reading Materials Subscription Expenses	5029907004	1,474,477.20	(363,000.00)	1,111,477.20	1,474,477.20	(363,000.00)			1,111,477.20													1,111,477.20	
Other Maintenance and Operating Expenses	5029999000	25,218.85	363,000.00	388,218.85	25,218.85	363,000.00			388,218.85	363,000.00				363,000.00	363,000.00						363,000.00	25,218.85	
Other Maintenance and Operating Expenses	5029999099	25,218.85	363,000.00	388,218.85	25,218.85	363,000.00			388,218.85	363,000.00				363,000.00	363,000.00						363,000.00	25,218.85	
Capital Outlays		5,511,334.18		5,511,334.18	5,511,334.18				5,511,334.18													5,511,334.18	
Property, Plant and Equipment Outlay	5060400000	5,511,334.18		5,511,334.18	5,511,334.18				5,511,334.18													5,511,334.18	
Buildings and Other Structures	5060404000	4,890,874.70		4,890,874.70	4,890,874.70				4,890,874.70													4,890,874.70	
Buildings	5060404001	4,890,874.70		4,890,874.70	4,890,874.70				4,890,874.70													4,890,874.70	
Machinery and Equipment Outlay	5060405000	361,532.00		361,532.00	361,532.00				361,532.00													361,532.00	
Office Equipment	5060405002	131,540.00		131,540.00	131,540.00				131,540.00													131,540.00	
Information and Communication Technology Equipment	5060405003	29,992.00		29,992.00	29,992.00				29,992.00													29,992.00	
ICT Software	5060405015	200,000.00		200,000.00	200,000.00				200,000.00													200,000.00	
Transportation Equipment Outlay	5060406000	62,150.00		62,150.00	62,150.00				62,150.00													62,150.00	
Motor Vehicles	5060406001	62,150.00		62,150.00	62,150.00				62,150.00													62,150.00	
Furniture, Fixtures and Books Outlay	5060407000	196,777.48		196,777.48	196,777.48				196,777.48													196,777.48	
Books	5060407002	196,777.48		196,777.48	196,777.48				196,777.48													196,777.48	
GRAND TOTAL																							
Grand Total		12,463,746.44		12,463,746.44	12,463,746.44				12,463,746.44	1,356,594.11				1,356,594.11	952,824.75						952,824.75	11,107,152.33	403,769.36


Certified Correct:


Vanguardia, Marvin

Agency Budget Officer

Date: 16/Apr/2019

Certified Correct:


BASHGRE, FE

Agency Chief Accountant


Date:

Recommended By:

Director, FMS

Date: 16/Apr/2019

Approved By:


Adriano Cesar Gilbert

Head of Agency or Authorized Representative

Date: 16/Apr/2019

This report was generated using the Unified Reporting System on 17/04/2019 08:08