

Department : Other Executive Offices
 Agency : National Library of the Philippines
 Operating Unit : < not applicable >
 Organization Code (UACS) : 26 019 000000
 Fund Cluster : 01 Regular Agency Fund
 (e.g. UACS Fund Cluster: 01-Regular Agency Fund, 02-Foreign Assisted Projects Fund, 03-Special Account-Locally Funded/Domestic Grants Fund, and 04-Special Account-Foreign Assisted/Foreign Grants Fund)

X	Current Year Appropriations
	Supplemental Appropriations
	Continuing Appropriations

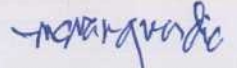
Particulars	UACS CODE	Appropriations			Allotments					Obligations				Disbursements				Balances					
		Authorized Appropriations	Adjustments (Transfer To/From, Modifications/ Augmentations)	Adjusted Appropriations	Allotments Received	Adjustments (Reductions, Modifications/ Augmentations)	Transfer To	Transfer From	Adjusted Allotments	1st Quarter Ending March 31	2nd Quarter Ending June 30	3rd Quarter Ending Sept. 30	4th Quarter Ending Dec. 31	TOTAL	1st Quarter Ending March 31	2nd Quarter Ending June 30	3rd Quarter Ending Sept. 30	4th Quarter Ending Dec. 31	TOTAL	Unreleased Appropriations	Unobligated Allotments	Unpaid Obligations (15-20)=(23+24)	
		3	4	5=(3+4)	6	7	8	9	10=[(6+(-)7)-8+9]	11	12	13	14	15=(11+12+13+14)	16	17	18	19	20=(16+17+18+19)	21=(5-10)	22=(10-15)	23	24
Supplies and Materials Expenses	502030000	15,684,000.00	(8,381.00)	15,675,619.00	15,684,000.00	(8,381.00)	0.00	0.00	15,675,619.00	2,032,367.41	0.00	0.00	0.00	2,032,367.41	146,396.31	0.00	0.00	0.00	146,396.31	0.00	13,643,251.59	0.00	1,865,971.10
Office Supplies Expenses	5020301000	1,390,000.00	0.00	1,390,000.00	1,390,000.00	0.00	0.00	0.00	1,390,000.00	81,655.30	0.00	0.00	0.00	81,655.30	59,249.20	0.00	0.00	0.00	59,249.20	0.00	1,308,344.70	0.00	22,406.10
ICT Office Supplies	5020301001	795,000.00	0.00	795,000.00	795,000.00	0.00	0.00	0.00	795,000.00	22,000.00	0.00	0.00	0.00	22,000.00	0.00	0.00	0.00	0.00	0.00	0.00	773,000.00	0.00	22,000.00
Office Supplies Expenses	5020301002	595,000.00	0.00	595,000.00	595,000.00	0.00	0.00	0.00	595,000.00	59,655.30	0.00	0.00	0.00	59,655.30	59,249.20	0.00	0.00	0.00	59,249.20	0.00	535,344.70	0.00	406.10
Accountable Forms Expenses	5020302000	5,000.00	0.00	5,000.00	5,000.00	0.00	0.00	0.00	5,000.00	0.00	0.00	0.00	0.00	0.00	0.00	0.00	0.00	0.00	0.00	0.00	5,000.00	0.00	0.00
Drugs and Medicines Expenses	5020307000	40,000.00	0.00	40,000.00	40,000.00	0.00	0.00	0.00	40,000.00	0.00	0.00	0.00	0.00	0.00	0.00	0.00	0.00	0.00	0.00	0.00	40,000.00	0.00	0.00
Medical, Dental and Laboratory Supplies Expenses	5020308000	700,000.00	0.00	700,000.00	700,000.00	0.00	0.00	0.00	700,000.00	0.00	0.00	0.00	0.00	0.00	0.00	0.00	0.00	0.00	0.00	0.00	700,000.00	0.00	0.00
Fuel, Oil and Lubricants Expenses	5020309000	150,000.00	0.00	150,000.00	150,000.00	0.00	0.00	0.00	150,000.00	81,319.11	0.00	0.00	0.00	81,319.11	81,319.11	0.00	0.00	0.00	81,319.11	0.00	68,680.89	0.00	0.00
Semi-Expendable Machinery and Equipment Expenses	5020321000	18,000.00	0.00	18,000.00	18,000.00	0.00	0.00	0.00	18,000.00	0.00	0.00	0.00	0.00	0.00	0.00	0.00	0.00	0.00	0.00	0.00	18,000.00	0.00	0.00
Information and Communications Technology Equipment	5020321003	18,000.00	0.00	18,000.00	18,000.00	0.00	0.00	0.00	18,000.00	0.00	0.00	0.00	0.00	0.00	0.00	0.00	0.00	0.00	0.00	0.00	18,000.00	0.00	0.00
Semi-Expendable Furniture, Fixtures and Books Expenses	5020322000	6,541,000.00	0.00	6,541,000.00	6,541,000.00	0.00	0.00	0.00	6,541,000.00	1,844,522.00	0.00	0.00	0.00	1,844,522.00	0.00	0.00	0.00	0.00	0.00	0.00	4,696,478.00	0.00	1,844,522.00
Books	5020322002	6,541,000.00	0.00	6,541,000.00	6,541,000.00	0.00	0.00	0.00	6,541,000.00	1,844,522.00	0.00	0.00	0.00	1,844,522.00	0.00	0.00	0.00	0.00	0.00	0.00	4,696,478.00	0.00	1,844,522.00
Other Supplies and Materials Expenses	5020399000	6,840,000.00	(8,381.00)	6,831,619.00	6,840,000.00	(8,381.00)	0.00	0.00	6,831,619.00	24,871.00	0.00	0.00	0.00	24,871.00	5,828.00	0.00	0.00	0.00	5,828.00	0.00	6,806,748.00	0.00	19,043.00
Utility Expenses	5020400000	15,927,000.00	(25,245.00)	15,901,755.00	15,927,000.00	(25,245.00)	0.00	0.00	15,901,755.00	549,509.42	0.00	0.00	0.00	549,509.42	12,775.00	0.00	0.00	0.00	12,775.00	0.00	15,352,245.58	0.00	536,734.42
Water Expenses	5020401000	1,588,000.00	0.00	1,588,000.00	1,588,000.00	0.00	0.00	0.00	1,588,000.00	141,182.00	0.00	0.00	0.00	141,182.00	12,775.00	0.00	0.00	0.00	12,775.00	0.00	1,446,818.00	0.00	128,407.00
Electricity Expenses	5020402000	14,339,000.00	(25,245.00)	14,313,755.00	14,339,000.00	(25,245.00)	0.00	0.00	14,313,755.00	408,327.42	0.00	0.00	0.00	408,327.42	0.00	0.00	0.00	0.00	0.00	0.00	13,905,427.58	0.00	408,327.42
Communication Expenses	5020500000	5,360,000.00	(79,829.00)	5,280,171.00	5,360,000.00	(79,829.00)	0.00	0.00	5,280,171.00	588,134.96	0.00	0.00	0.00	588,134.96	578,125.96	0.00	0.00	0.00	578,125.96	0.00	4,692,036.04	0.00	10,009.00
Postage and Courier Services	5020501000	373,000.00	4,241.00	377,241.00	373,000.00	4,241.00	0.00	0.00	377,241.00	57,480.00	0.00	0.00	0.00	57,480.00	48,171.00	0.00	0.00	0.00	48,171.00	0.00	319,781.00	0.00	9,309.00
Telephone Expenses	5020502000	384,000.00	0.00	384,000.00	384,000.00	0.00	0.00	0.00	384,000.00	42,754.96	0.00	0.00	0.00	42,754.96	42,754.96	0.00	0.00	0.00	42,754.96	0.00	341,245.04	0.00	0.00
Mobile	5020502001	221,000.00	0.00	221,000.00	221,000.00	0.00	0.00	0.00	221,000.00	42,754.96	0.00	0.00	0.00	42,754.96	42,754.96	0.00	0.00	0.00	42,754.96	0.00	178,245.04	0.00	0.00
Landline	5020502002	163,000.00	0.00	163,000.00	163,000.00	0.00	0.00	0.00	163,000.00	0.00	0.00	0.00	0.00	0.00	0.00	0.00	0.00	0.00	0.00	0.00	163,000.00	0.00	0.00
Internet Subscription Expenses	5020503000	4,803,000.00	(84,070.00)	4,518,930.00	4,803,000.00	(84,070.00)	0.00	0.00	4,518,930.00	487,900.00	0.00	0.00	0.00	487,900.00	487,200.00	0.00	0.00	0.00	487,200.00	0.00	4,031,030.00	0.00	700.00
Confidential, Intelligence and Extraordinary Expenses	5021000000	118,000.00	0.00	118,000.00	118,000.00	0.00	0.00	0.00	118,000.00	12,000.00	0.00	0.00	0.00	12,000.00	0.00	0.00	0.00	0.00	0.00	0.00	106,000.00	0.00	12,000.00
Extraordinary and Miscellaneous Expenses	5021003000	118,000.00	0.00	118,000.00	118,000.00	0.00	0.00	0.00	118,000.00	12,000.00	0.00	0.00	0.00	12,000.00	0.00	0.00	0.00	0.00	0.00	0.00	106,000.00	0.00	12,000.00
Professional Services	5021100000	253,000.00	8,000.00	261,000.00	253,000.00	8,000.00	0.00	0.00	261,000.00	236,000.00	0.00	0.00	0.00	236,000.00	8,000.00	0.00	0.00	0.00	8,000.00	0.00	25,000.00	0.00	228,000.00
Legal Services	5021101000	253,000.00	0.00	253,000.00	253,000.00	0.00	0.00	0.00	253,000.00	228,000.00	0.00	0.00	0.00	228,000.00	0.00	0.00	0.00	0.00	0.00	0.00	25,000.00	0.00	228,000.00
Other Professional Services	5021199000	0.00	8,000.00	8,000.00	0.00	8,000.00	0.00	0.00	8,000.00	8,000.00	0.00	0.00	0.00	8,000.00	8,000.00	0.00	0.00	0.00	8,000.00	0.00	0.00	0.00	0.00
General Services	5021200000	23,118,000.00	142,315.00	23,260,315.00	23,118,000.00	142,315.00	0.00	0.00	23,260,315.00	5,882,836.00	0.00	0.00	0.00	5,882,836.00	2,025,578.04	0.00	0.00	0.00	2,025,578.04	0.00	17,377,479.00	0.00	3,857,257.96
Janitorial Services	5021202000	3,435,000.00	(44,755.00)	3,390,245.00	3,435,000.00	(44,755.00)	0.00	0.00	3,390,245.00	1,071,161.00	0.00	0.00	0.00	1,071,161.00	402,719.47	0.00	0.00	0.00	402,719.47	0.00	2,319,084.00	0.00	668,441.53
Security Services	5021203000	7,953,000.00	0.00	7,953,000.00	7,953,000.00	0.00	0.00	0.00	7,953,000.00	0.00	0.00	0.00	0.00	0.00	0.00	0.00	0.00	0.00	0.00	0.00	7,953,000.00	0.00	0.00
Other General Services	5021299000	11,730,000.00	187,070.00	11,917,070.00	11,730,000.00	187,070.00	0.00	0.00	11,917,070.00	4,811,675.00	0.00	0.00	0.00	4,811,675.00	1,622,858.57	0.00	0.00	0.00	1,622,858.57	0.00	7,105,395.00	0.00	3,188,816.43
Other General Services	5021299099	11,730,000.00	187,070.00	11,917,070.00	11,730,000.00	187,070.00	0.00	0.00	11,917,070.00	4,811,675.00	0.00	0.00	0.00	4,811,675.00	1,622,858.57	0.00	0.00	0.00	1,622,858.57	0.00	7,105,395.00	0.00	3,188,816.43
Repairs and Maintenance	5021300000	1,947,000.00	(20,000.00)	1,927,000.00	1,947,000.00	(20,000.00)	0.00	0.00	1,927,000.00	332,770.00	0.00	0.00	0.00	332,770.00	1,520.00	0.00	0.00	0.00	1,520.00	0.00	1,594,230.00	0.00	331,250.00
Repairs and Maintenance - Buildings and Other Structures	5021304000	300,000.00	0.00	300,000.00	300,000.00	0.00	0.00	0.00	300,000.00	0.00	0.00	0.00	0.00	0.00	0.00	0.00	0.00	0.00	0.00	0.00	300,000.00	0.00	0.00
Buildings	5021304001	300,000.00	0.00	300,000.00	300,000.00	0.00	0.00	0.00	300,000.00	0.00	0.00	0.00	0.00	0.00	0.00	0.00	0.00	0.00	0.00	0.00	300,000.00	0.00	0.00
Repairs and Maintenance - Machinery and Equipment	5021305000	1,347,000.00	(20,000.00)	1,327,000.00	1,347,000.00	(20,000.00)	0.00	0.00	1,327,000.00	331,250.00	0.00	0.00	0.00	331,250.00	0.00	0.00	0.00	0.00	0.00	0.00	995,750.00	0.00	331,250.00
Machinery	5021305001	500,000.00	0.00	500,000.00	500,000.00	0.00	0.00	0.00	500,000.00	0.00	0.00	0.00	0.00	0.00	0.00	0.00	0.00	0.00	0.00	0.00	500,000.00	0.00	0.00
Office Equipment	5021305002	642,000.00																					

Department : Other Executive Offices
 Agency : National Library of the Philippines
 Operating Unit : < not applicable >
 Organization Code (UACS) : 26 019 0000000
 Fund Cluster : 01 Regular Agency Fund


X	Current Year Appropriations
	Supplemental Appropriations
	Continuing Appropriations

(e.g. UACS Fund Cluster: 01-Regular Agency Fund, 02-Foreign Assisted Projects Fund, 03-Special Account-Locally Funded/Domestic Grants Fund, and 04-Special Account-Foreign Assisted/Foreign Grants Fund)

Particulars	UACS CODE	Appropriations			Allotments					Obligations				Disbursements					Balances					
		Authorized Appropriations	Adjustments (Transfer To/From, Modifications/ Augmentations)	Adjusted Appropriations	Allotments Received	Adjustments (Reductions, Modifications/ Augmentations)	Transfer To	Transfer From	Adjusted Allotments	1st Quarter	2nd Quarter	3rd Quarter	4th Quarter	TOTAL	1st Quarter	2nd Quarter	3rd Quarter	4th Quarter	TOTAL	Unreleased Appropriations	Unobligated Allotments	Unpaid Obligations (15-20)=(23+24)		
										Ending March 31	Ending June 30	Ending Sept. 30	Ending Dec. 31		Ending March 31	Ending June 30	Ending Sept. 30	Ending Dec. 31				Due and Demandable	Not Yet Due and Demandable	
1	2	3	4	5=(3+4)	6	7	8	9	10=[(6+(-)7)-8+9]	11	12	13	14	15=(11+12+13+14)	16	17	18	19	20=(16+17+18+19)	21=(5-10)	22=(10-15)	23	24	
Other Maintenance and Operating Expenses	502999000	13,907,000.00	(82,700.00)	13,824,300.00	13,907,000.00	(82,700.00)	0.00	0.00	13,824,300.00	300.00	0.00	0.00	0.00	300.00	0.00	0.00	0.00	0.00	0.00	0.00	0.00	13,824,000.00	0.00	300.00
Other Maintenance and Operating Expenses	502999099	13,907,000.00	(82,700.00)	13,824,300.00	13,907,000.00	(82,700.00)	0.00	0.00	13,824,300.00	300.00	0.00	0.00	0.00	300.00	0.00	0.00	0.00	0.00	0.00	0.00	0.00	13,824,000.00	0.00	300.00
Capital Outlays		31,977,000.00	0.00	31,977,000.00	31,977,000.00	0.00	0.00	0.00	31,977,000.00	0.00	0.00	0.00	0.00	0.00	0.00	0.00	0.00	0.00	0.00	0.00	0.00	31,977,000.00	0.00	0.00
Property, Plant and Equipment Outlay	506040000	31,977,000.00	0.00	31,977,000.00	31,977,000.00	0.00	0.00	0.00	31,977,000.00	0.00	0.00	0.00	0.00	0.00	0.00	0.00	0.00	0.00	0.00	0.00	0.00	31,977,000.00	0.00	0.00
Machinery and Equipment Outlay	506040500	29,577,000.00	0.00	29,577,000.00	29,577,000.00	0.00	0.00	0.00	29,577,000.00	0.00	0.00	0.00	0.00	0.00	0.00	0.00	0.00	0.00	0.00	0.00	0.00	29,577,000.00	0.00	0.00
Information and Communication Technology Equipment	506040503	1,977,000.00	0.00	1,977,000.00	1,977,000.00	0.00	0.00	0.00	1,977,000.00	0.00	0.00	0.00	0.00	0.00	0.00	0.00	0.00	0.00	0.00	0.00	0.00	1,977,000.00	0.00	0.00
Other Machinery and Equipment	506040509	27,600,000.00	0.00	27,600,000.00	27,600,000.00	0.00	0.00	0.00	27,600,000.00	0.00	0.00	0.00	0.00	0.00	0.00	0.00	0.00	0.00	0.00	0.00	0.00	27,600,000.00	0.00	0.00
Furniture, Fixtures and Books Outlay	506040700	2,400,000.00	0.00	2,400,000.00	2,400,000.00	0.00	0.00	0.00	2,400,000.00	0.00	0.00	0.00	0.00	0.00	0.00	0.00	0.00	0.00	0.00	0.00	0.00	2,400,000.00	0.00	0.00
Books	506040702	2,400,000.00	0.00	2,400,000.00	2,400,000.00	0.00	0.00	0.00	2,400,000.00	0.00	0.00	0.00	0.00	0.00	0.00	0.00	0.00	0.00	0.00	0.00	0.00	2,400,000.00	0.00	0.00
B. AUTOMATIC APPROPRIATIONS		5,819,000.00	0.00	5,819,000.00	5,819,000.00	0.00	0.00	0.00	5,819,000.00	943,239.12	0.00	0.00	0.00	943,239.12	943,239.12	0.00	0.00	0.00	0.00	0.00	0.00	943,239.12	0.00	4,875,760.88
Retirement and Life Insurance Premiums		5,819,000.00	0.00	5,819,000.00	5,819,000.00	0.00	0.00	0.00	5,819,000.00	943,239.12	0.00	0.00	0.00	943,239.12	943,239.12	0.00	0.00	0.00	0.00	0.00	0.00	943,239.12	0.00	4,875,760.88
GRAND TOTAL		188,849,000.00	0.00	188,849,000.00	188,849,000.00	0.00	0.00	0.00	188,849,000.00	30,521,025.07	0.00	0.00	0.00	30,521,025.07	19,369,805.07	0.00	0.00	0.00	0.00	0.00	0.00	19,369,805.07	0.00	158,327,974.93


 MARVIN S. VANGUARDIA
 Budget Officer
 Date:


 JOSE T. APABILE JR.
 Accountant III
 Date:


 FE B. BASAGRE
 Chief Administrative Officer
 Date:


 CESAR GILBERT Q. ADRIANO
 Agency Head
 Date:

SUMMARY OF APPROPRIATIONS, ALLOTMENTS, OBLIGATIONS, DISBURSEMENTS AND BALANCES BY OBJECT OF EXPENDITURES
As at the Quarter Ending March 31, 2021

Department: Other Executive Offices
 Agency/Entity: National Library of the Philippines
 Operating Unit: < not applicable >
 Organization Code (UACS): 26 019 0000000
 Fund Cluster: 01 Regular Agency Fund
 (e.g. UACS Fund Cluster: 01-Regular Agency Fund, 02-Foreign Assisted Projects Fund, 03-Special Account-Locally Funded/Domestic Grants Fund, and 04-Special Account-Foreign Assisted/Foreign Grants Fund)

	Current Year Appropriations
	Supplemental Appropriations
X	Continuing Appropriations

Particulars	UACS CODE	Appropriations					Allotments			Obligations					Disbursements					Balances			
		Authorized Appropriations	Adjustments (Transfer To/From, Modifications/ Augmentations)	Adjusted Appropriations	Allotments Received	Adjustments (Reductions, Modifications/ Augmentations)	Transfer To	Transfer From	Adjusted Allotments	1st Quarter Ending March 31	2nd Quarter Ending June 30	3rd Quarter Ending Sept. 30	4th Quarter Ending Dec. 31	TOTAL	1st Quarter Ending March 31	2nd Quarter Ending June 30	3rd Quarter Ending Sept. 30	4th Quarter Ending Dec. 31	TOTAL	Unreleased Appropriations	Unobligated Allotments	Unpaid Obligations (15-20)=(23+24)	
		3	4	5=(3+4)	6	7	8	9	10=[(6+(-)7)-8+9]	11	12	13	14	15=(11+12+13+14)	16	17	18	19	20=(16+17+18+19)	21=(5-10)	22=(10-15)	23	24
SUMMARY		14,087,120.59	0.00	14,087,120.59	14,087,120.59	0.00	0.00	0.00	14,087,120.59	3,907,412.58	0.00	0.00	0.00	3,907,412.58	186,000.00	0.00	0.00	0.00	186,000.00	0.00	10,179,708.01	0.00	3,721,412.58
I. CONTINUING APPROPRIATIONS		14,087,120.59	0.00	14,087,120.59	14,087,120.59	0.00	0.00	0.00	14,087,120.59	3,907,412.58	0.00	0.00	0.00	3,907,412.58	186,000.00	0.00	0.00	0.00	186,000.00	0.00	10,179,708.01	0.00	3,721,412.58
I. Agency Specific Budget		14,087,120.59	0.00	14,087,120.59	14,087,120.59	0.00	0.00	0.00	14,087,120.59	3,907,412.58	0.00	0.00	0.00	3,907,412.58	186,000.00	0.00	0.00	0.00	186,000.00	0.00	10,179,708.01	0.00	3,721,412.58
Maintenance and Other Operating Expenses		10,027,560.59	0.00	10,027,560.59	10,027,560.59	0.00	0.00	0.00	10,027,560.59	2,384,453.04	0.00	0.00	0.00	2,384,453.04	186,000.00	0.00	0.00	0.00	186,000.00	0.00	7,643,107.55	0.00	2,198,453.04
Traveling Expenses	502010000	89,459.26	0.00	89,459.26	89,459.26	0.00	0.00	0.00	89,459.26	0.00	0.00	0.00	0.00	0.00	0.00	0.00	0.00	0.00	0.00	0.00	89,459.26	0.00	0.00
Traveling Expenses - Local	5020101000	88,725.00	0.00	88,725.00	88,725.00	0.00	0.00	0.00	88,725.00	0.00	0.00	0.00	0.00	0.00	0.00	0.00	0.00	0.00	0.00	0.00	88,725.00	0.00	0.00
Traveling Expenses - Foreign	5020102000	734.26	0.00	734.26	734.26	0.00	0.00	0.00	734.26	0.00	0.00	0.00	0.00	0.00	0.00	0.00	0.00	0.00	0.00	0.00	734.26	0.00	0.00
Training and Scholarship Expenses	502020000	368,264.00	(186,000.00)	182,264.00	368,264.00	(186,000.00)	0.00	0.00	182,264.00	0.00	0.00	0.00	0.00	0.00	0.00	0.00	0.00	0.00	0.00	0.00	182,264.00	0.00	0.00
Training Expenses	5020201000	368,264.00	(186,000.00)	182,264.00	368,264.00	(186,000.00)	0.00	0.00	182,264.00	0.00	0.00	0.00	0.00	0.00	0.00	0.00	0.00	0.00	0.00	0.00	182,264.00	0.00	0.00
ICT Training Expenses	5020201001	350,000.00	(186,000.00)	164,000.00	350,000.00	(186,000.00)	0.00	0.00	164,000.00	0.00	0.00	0.00	0.00	0.00	0.00	0.00	0.00	0.00	0.00	0.00	164,000.00	0.00	0.00
Training Expenses	5020201002	18,264.00	0.00	18,264.00	18,264.00	0.00	0.00	0.00	18,264.00	0.00	0.00	0.00	0.00	0.00	0.00	0.00	0.00	0.00	0.00	0.00	18,264.00	0.00	0.00
Supplies and Materials Expenses	502030000	1,309,708.80	1,886,806.00	3,196,514.80	1,309,708.80	1,886,806.00	0.00	0.00	3,196,514.80	1,886,806.00	0.00	0.00	0.00	1,886,806.00	186,000.00	0.00	0.00	0.00	186,000.00	0.00	1,309,708.80	0.00	1,700,806.00
Office Supplies Expenses	5020301000	607,121.03	186,000.00	793,121.03	607,121.03	186,000.00	0.00	0.00	793,121.03	186,000.00	0.00	0.00	0.00	186,000.00	186,000.00	0.00	0.00	0.00	186,000.00	0.00	607,121.03	0.00	0.00
ICT Office Supplies	5020301001	454,883.60	186,000.00	640,883.60	454,883.60	186,000.00	0.00	0.00	640,883.60	186,000.00	0.00	0.00	0.00	186,000.00	186,000.00	0.00	0.00	0.00	186,000.00	0.00	454,883.60	0.00	0.00
Office Supplies Expenses	5020301002	152,237.43	0.00	152,237.43	152,237.43	0.00	0.00	0.00	152,237.43	0.00	0.00	0.00	0.00	0.00	0.00	0.00	0.00	0.00	0.00	0.00	152,237.43	0.00	0.00
Drugs and Medicines Expenses	5020307000	9,002.50	0.00	9,002.50	9,002.50	0.00	0.00	0.00	9,002.50	0.00	0.00	0.00	0.00	0.00	0.00	0.00	0.00	0.00	0.00	0.00	9,002.50	0.00	0.00
Medical, Dental and Laboratory Supplies Expenses	5020308000	18,890.00	0.00	18,890.00	18,890.00	0.00	0.00	0.00	18,890.00	0.00	0.00	0.00	0.00	0.00	0.00	0.00	0.00	0.00	0.00	0.00	18,890.00	0.00	0.00
Semi-Expendable Furniture, Fixtures and Books Expenses	502032000	651,245.32	0.00	651,245.32	651,245.32	0.00	0.00	0.00	651,245.32	0.00	0.00	0.00	0.00	0.00	0.00	0.00	0.00	0.00	0.00	0.00	651,245.32	0.00	0.00
Furniture and Fixtures	502032001	0.00	0.00	0.00	0.00	0.00	0.00	0.00	0.00	0.00	0.00	0.00	0.00	0.00	0.00	0.00	0.00	0.00	0.00	0.00	0.00	0.00	0.00
Books	502032002	651,245.32	0.00	651,245.32	651,245.32	0.00	0.00	0.00	651,245.32	0.00	0.00	0.00	0.00	0.00	0.00	0.00	0.00	0.00	0.00	0.00	651,245.32	0.00	0.00
Other Supplies and Materials Expenses	502039000	23,449.95	1,700,806.00	1,724,255.95	23,449.95	1,700,806.00	0.00	0.00	1,724,255.95	1,700,806.00	0.00	0.00	0.00	1,700,806.00	0.00	0.00	0.00	0.00	0.00	0.00	23,449.95	0.00	1,700,806.00
Utility Expenses	502040000	2,111,675.53	(500,957.11)	1,610,718.42	2,111,675.53	(500,957.11)	0.00	0.00	1,610,718.42	497,647.04	0.00	0.00	0.00	497,647.04	0.00	0.00	0.00	0.00	0.00	0.00	1,113,071.38	0.00	497,647.04
Water Expenses	5020401000	564,002.22	0.00	564,002.22	564,002.22	0.00	0.00	0.00	564,002.22	0.00	0.00	0.00	0.00	0.00	0.00	0.00	0.00	0.00	0.00	0.00	564,002.22	0.00	0.00
Electricity Expenses	5020402000	1,547,673.31	(500,957.11)	1,046,716.20	1,547,673.31	(500,957.11)	0.00	0.00	1,046,716.20	497,647.04	0.00	0.00	0.00	497,647.04	0.00	0.00	0.00	0.00	0.00	0.00	549,069.16	0.00	497,647.04
Communication Expenses	502050000	481,506.75	(8,976.00)	472,530.75	481,506.75	(8,976.00)	0.00	0.00	472,530.75	0.00	0.00	0.00	0.00	0.00	0.00	0.00	0.00	0.00	0.00	0.00	472,530.75	0.00	0.00
Postage and Courier Services	5020501000	319,456.00	0.00	319,456.00	319,456.00	0.00	0.00	0.00	319,456.00	0.00	0.00	0.00	0.00	0.00	0.00	0.00	0.00	0.00	0.00	0.00	319,456.00	0.00	0.00
Telephone Expenses	5020502000	74,308.75	(8,976.00)	65,332.75	74,308.75	(8,976.00)	0.00	0.00	65,332.75	0.00	0.00	0.00	0.00	0.00	0.00	0.00	0.00	0.00	0.00	0.00	65,332.75	0.00	0.00

This report was generated using the Unified Reporting System on null version.FAR1a.1.1 ; Status : SUBMITTED

Department: Other Executive Offices
 Agency/Entity: National Library of the Philippines
 Operating Unit: < not applicable >
 Organization Code (UACS): 26 019 0000000
 Fund Cluster: 01 Regular Agency Fund
 (e.g. UACS Fund Cluster: 01-Regular Agency Fund, 02-Foreign Assisted Projects Fund, 03-Special Account-Locally Funded/Domestic Grants Fund, and 04-Special Account-Foreign Assisted/Foreign Grants Fund)

	Current Year Appropriations
	Supplemental Appropriations
X	Continuing Appropriations

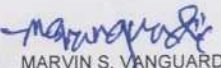
Particulars	UACS CODE	Appropriations			Allotments			Obligations					Disbursements				Balances							
		Authorized Appropriations	Adjustments (Transfer To/From, Modifications/ Augmentations)	Adjusted Appropriations	Allotments Received	Adjustments (Reductions, Modifications/ Augmentations)	Transfer To	Transfer From	Adjusted Allotments	1st Quarter Ending March 31	2nd Quarter Ending June 30	3rd Quarter Ending Sept. 30	4th Quarter Ending Dec. 31	TOTAL	1st Quarter Ending March 31	2nd Quarter Ending June 30	3rd Quarter Ending Sept. 30	4th Quarter Ending Dec. 31	TOTAL	Unreleased Appropriations	Unobligated Allotments	Unpaid Obligations (15-20)=(23+24)		
		3	4	5=(3+4)	6	7	8	9	10=[(6+(-)7)-8+9]	11	12	13	14	15=(11+12+13+14)	16	17	18	19	20=(16+17+18+19)	21=(5-10)	22=(10-15)	23	24	
Mobile	5020502001	74,308.75	(12,000.00)	62,308.75	74,308.75	(12,000.00)	0.00	0.00	62,308.75	0.00	0.00	0.00	0.00	0.00	0.00	0.00	0.00	0.00	0.00	0.00	0.00	62,308.75	0.00	0.00
Landline	5020502002	0.00	3,024.00	3,024.00	0.00	3,024.00	0.00	0.00	3,024.00	0.00	0.00	0.00	0.00	0.00	0.00	0.00	0.00	0.00	0.00	0.00	0.00	3,024.00	0.00	0.00
Internet Subscription Expenses	5020503000	87,742.00	0.00	87,742.00	87,742.00	0.00	0.00	0.00	87,742.00	0.00	0.00	0.00	0.00	0.00	0.00	0.00	0.00	0.00	0.00	0.00	0.00	87,742.00	0.00	0.00
Confidential, Intelligence and Extraordinary Expenses	5021000000	52,000.00	0.00	52,000.00	52,000.00	0.00	0.00	0.00	52,000.00	0.00	0.00	0.00	0.00	0.00	0.00	0.00	0.00	0.00	0.00	0.00	0.00	52,000.00	0.00	0.00
Extraordinary and Miscellaneous Expenses	5021003000	52,000.00	0.00	52,000.00	52,000.00	0.00	0.00	0.00	52,000.00	0.00	0.00	0.00	0.00	0.00	0.00	0.00	0.00	0.00	0.00	0.00	0.00	52,000.00	0.00	0.00
Professional Services	5021100000	19,960.00	0.00	19,960.00	19,960.00	0.00	0.00	0.00	19,960.00	0.00	0.00	0.00	0.00	0.00	0.00	0.00	0.00	0.00	0.00	0.00	0.00	19,960.00	0.00	0.00
Legal Services	5021101000	19,960.00	0.00	19,960.00	19,960.00	0.00	0.00	0.00	19,960.00	0.00	0.00	0.00	0.00	0.00	0.00	0.00	0.00	0.00	0.00	0.00	0.00	19,960.00	0.00	0.00
General Services	5021200000	1,148,704.08	(669,606.00)	1,148,704.08	1,148,704.08	(669,606.00)	0.00	0.00	1,148,704.08	0.00	0.00	0.00	0.00	0.00	0.00	0.00	0.00	0.00	0.00	0.00	0.00	1,148,704.08	0.00	0.00
Janitorial Services	5021202000	655,267.00	(30,000.00)	625,267.00	655,267.00	(30,000.00)	0.00	0.00	625,267.00	0.00	0.00	0.00	0.00	0.00	0.00	0.00	0.00	0.00	0.00	0.00	0.00	625,267.00	0.00	0.00
Security Services	5021203000	1,163,003.08	(639,606.00)	523,397.08	1,163,003.08	(639,606.00)	0.00	0.00	523,397.08	0.00	0.00	0.00	0.00	0.00	0.00	0.00	0.00	0.00	0.00	0.00	0.00	523,397.08	0.00	0.00
Other General Services	5021299000	40.00	0.00	40.00	40.00	0.00	0.00	0.00	40.00	0.00	0.00	0.00	0.00	0.00	0.00	0.00	0.00	0.00	0.00	0.00	0.00	40.00	0.00	0.00
Other General Services	5021299099	40.00	0.00	40.00	40.00	0.00	0.00	0.00	40.00	0.00	0.00	0.00	0.00	0.00	0.00	0.00	0.00	0.00	0.00	0.00	0.00	40.00	0.00	0.00
Repairs and Maintenance	5021300000	1,218,218.94	0.00	1,218,218.94	1,218,218.94	0.00	0.00	0.00	1,218,218.94	0.00	0.00	0.00	0.00	0.00	0.00	0.00	0.00	0.00	0.00	0.00	0.00	1,218,218.94	0.00	0.00
Repairs and Maintenance - Buildings and Other Structures	5021304000	260,160.00	0.00	260,160.00	260,160.00	0.00	0.00	0.00	260,160.00	0.00	0.00	0.00	0.00	0.00	0.00	0.00	0.00	0.00	0.00	0.00	0.00	260,160.00	0.00	0.00
Buildings	5021304001	260,160.00	0.00	260,160.00	260,160.00	0.00	0.00	0.00	260,160.00	0.00	0.00	0.00	0.00	0.00	0.00	0.00	0.00	0.00	0.00	0.00	0.00	260,160.00	0.00	0.00
Repairs and Maintenance - Machinery and Equipment	5021305000	771,232.00	0.00	771,232.00	771,232.00	0.00	0.00	0.00	771,232.00	0.00	0.00	0.00	0.00	0.00	0.00	0.00	0.00	0.00	0.00	0.00	0.00	771,232.00	0.00	0.00
Machinery	5021305001	152,592.00	0.00	152,592.00	152,592.00	0.00	0.00	0.00	152,592.00	0.00	0.00	0.00	0.00	0.00	0.00	0.00	0.00	0.00	0.00	0.00	0.00	152,592.00	0.00	0.00
Office Equipment	5021305002	593,640.00	0.00	593,640.00	593,640.00	0.00	0.00	0.00	593,640.00	0.00	0.00	0.00	0.00	0.00	0.00	0.00	0.00	0.00	0.00	0.00	0.00	593,640.00	0.00	0.00
Information and Communication Technology Equipment	5021305003	25,000.00	0.00	25,000.00	25,000.00	0.00	0.00	0.00	25,000.00	0.00	0.00	0.00	0.00	0.00	0.00	0.00	0.00	0.00	0.00	0.00	0.00	25,000.00	0.00	0.00
Repairs and Maintenance - Transportation Equipment	5021306000	186,826.94	0.00	186,826.94	186,826.94	0.00	0.00	0.00	186,826.94	0.00	0.00	0.00	0.00	0.00	0.00	0.00	0.00	0.00	0.00	0.00	0.00	186,826.94	0.00	0.00
Motor Vehicles	5021306001	186,826.94	0.00	186,826.94	186,826.94	0.00	0.00	0.00	186,826.94	0.00	0.00	0.00	0.00	0.00	0.00	0.00	0.00	0.00	0.00	0.00	0.00	186,826.94	0.00	0.00
Taxes, Insurance Premiums and Other Fees	5021500000	225,923.57	0.00	225,923.57	225,923.57	0.00	0.00	0.00	225,923.57	0.00	0.00	0.00	0.00	0.00	0.00	0.00	0.00	0.00	0.00	0.00	0.00	225,923.57	0.00	0.00
Fidelity Bond Premiums	5021502000	80,000.00	0.00	80,000.00	80,000.00	0.00	0.00	0.00	80,000.00	0.00	0.00	0.00	0.00	0.00	0.00	0.00	0.00	0.00	0.00	0.00	0.00	80,000.00	0.00	0.00
Insurance Expenses	5021503000	145,923.57	0.00	145,923.57	145,923.57	0.00	0.00	0.00	145,923.57	0.00	0.00	0.00	0.00	0.00	0.00	0.00	0.00	0.00	0.00	0.00	0.00	145,923.57	0.00	0.00
Other Maintenance and Operating Expenses	5029900000	2,332,533.66	(521,266.89)	1,811,266.77	2,332,533.66	(521,266.89)	0.00	0.00	1,811,266.77	0.00	0.00	0.00	0.00	0.00	0.00	0.00	0.00	0.00	0.00	0.00	0.00	1,811,266.77	0.00	0.00
Representation Expenses	5029903000	719,994.74	0.00	719,994.74	719,994.74	0.00	0.00	0.00	719,994.74	0.00	0.00	0.00	0.00	0.00	0.00	0.00	0.00	0.00	0.00	0.00	0.00	719,994.74	0.00	0.00
Membership Dues and Contributions to Organizations	5029906000	91,000.00	0.00	91,000.00	91,000.00	0.00	0.00	0.00	91,000.00	0.00	0.00	0.00	0.00	0.00	0.00	0.00	0.00	0.00	0.00	0.00	0.00	91,000.00	0.00	0.00
Subscription Expenses	5029907000	222,836.02	0.00	222,836.02	222,836.02	0.00	0.00	0.00	222,836.02	0.00	0.00	0.00	0.00	0.00	0.00	0.00	0.00	0.00	0.00	0.00	0.00	222,836.02	0.00	0.00
Other Subscription Expenses	5029907099	222,836.02	0.00	222,836.02	222,836.02	0.00	0.00	0.00	222,836.02	0.00	0.00	0.00	0.00	0.00	0.00	0.00	0.00	0.00	0.00	0.00	0.00	222,836.02	0.00	0.00
Other Maintenance and Operating Expenses	5029999000	1,298,702.90	(521,266.89)	777,436.01	1,298,702.90	(521,266.89)	0.00	0.00	777,436.01	0.00	0.00	0.00	0.00	0.00	0.00	0.00	0.00	0.00	0.00	0.00	0.00	777,436.01	0.00	0.00
Capital Outlays		4,059,560.00	0.00	4,059,560.00	4,059,560.00	0.00	0.00	0.00	4,059,560.00	1,522,959.54	0.00	0.00	0.00	1,522,959.54	0.00	0.00	0.00	0.00	0.00	0.00	0.00	2,536,600.46	0.00	1,522,959.54


This report was generated using the Unified Reporting System on null version.FAR1a.1.1 ; Status : SUBMITTED


Department: Other Executive Offices
 Agency/Entity: National Library of the Philippines
 Operating Unit: < not applicable >
 Organization Code (UACS): 26 019 0000000
 Fund Cluster: 01 Regular Agency Fund
 (e.g. UACS Fund Cluster: 01-Regular Agency Fund, 02-Foreign Assisted Projects Fund, 03-Special Account-Locally Funded/Domestic Grants Fund, and 04-Special Account-Foreign Assisted/Foreign Grants Fund)


	Current Year Appropriations
	Supplemental Appropriations
X	Continuing Appropriations

Particulars	UACS CODE	Appropriations			Allotments			Obligations					Disbursements				Balances							
		Authorized Appropriations	Adjustments (Transfer To/From, Modificational/ Augmentations)	Adjusted Appropriations	Allotments Received	Adjustments (Reductions, Modificational/ Augmentations)	Transfer To	Transfer From	Adjusted Allotments	1st Quarter Ending March 31	2nd Quarter Ending June 30	3rd Quarter Ending Sept. 30	4th Quarter Ending Dec. 31	TOTAL	1st Quarter Ending March 31	2nd Quarter Ending June 30	3rd Quarter Ending Sept. 30	4th Quarter Ending Dec. 31	TOTAL	Unreleased Appropriations	Unobligated Allotments	Unpaid Obligations (15-20)=(23+24)		
																						Due and Demandable	Not Yet Due and Demandable	
1	2	3	4	5=(3+4)	6	7	8	9	10=[(6+(-)7)-8+9]	11	12	13	14	15=(11+12+13+14)	16	17	18	19	20=(16+17+18+19)	21=(5-10)	22=(10-15)	23	24	
Property, Plant and Equipment Outlay	506040000	4,059,560.00	0.00	4,059,560.00	4,059,560.00	0.00	0.00	0.00	4,059,560.00	1,522,959.54	0.00	0.00	0.00	1,522,959.54	0.00	0.00	0.00	0.00	0.00	0.00	0.00	2,536,600.46	0.00	1,522,959.54
Machinery and Equipment Outlay	5060405000	4,059,560.00	(610,000.00)	3,449,560.00	4,059,560.00	(610,000.00)	0.00	0.00	3,449,560.00	912,959.54	0.00	0.00	0.00	912,959.54	0.00	0.00	0.00	0.00	0.00	0.00	0.00	2,536,600.46	0.00	912,959.54
Office Equipment	5060405002	4,059,560.00	(1,438,000.00)	2,621,560.00	4,059,560.00	(1,438,000.00)	0.00	0.00	2,621,560.00	84,959.54	0.00	0.00	0.00	84,959.54	0.00	0.00	0.00	0.00	0.00	0.00	0.00	2,336,600.46	0.00	84,959.54
Information and Communication Technology Equipment	5060405003	0.00	828,000.00	828,000.00	0.00	828,000.00	0.00	0.00	828,000.00	828,000.00	0.00	0.00	0.00	828,000.00	0.00	0.00	0.00	0.00	0.00	0.00	0.00	0.00	0.00	828,000.00
Furniture, Fixtures and Books Outlay	5060407000	0.00	610,000.00	610,000.00	0.00	610,000.00	0.00	0.00	610,000.00	610,000.00	0.00	0.00	0.00	610,000.00	0.00	0.00	0.00	0.00	0.00	0.00	0.00	0.00	0.00	610,000.00
Furniture and Fixtures	5060407001	0.00	610,000.00	610,000.00	0.00	610,000.00	0.00	0.00	610,000.00	610,000.00	0.00	0.00	0.00	610,000.00	0.00	0.00	0.00	0.00	0.00	0.00	0.00	0.00	0.00	610,000.00
GRAND TOTAL		14,087,120.59	0.00	14,087,120.59	14,087,120.59	0.00	0.00	0.00	14,087,120.59	3,907,412.58	0.00	0.00	0.00	3,907,412.58	186,000.00	0.00	0.00	0.00	0.00	186,000.00	0.00	10,179,708.01	0.00	3,721,412.58


 MARVIN S. VANGUARDIA
 Budget Officer
 Date:


 JOSE T. APACIBLE JR.
 Accountant III
 Date:


 FE B. BASARTE
 Chief Administrative Officer
 Date:


 CESAR GILBERT Q. ADRIANO
 Agency Head
 Date: