

In following-up, pls. cite DMS ref #

**2019-BB-0120223**

REPUBLIC OF THE PHILIPPINES  
**DEPARTMENT OF BUDGET AND MANAGEMENT**  
GENERAL SOLANO STREET, SAN MIGUEL, MANILA

**ACKNOWLEDGEMENT RECEIPT**

The **DEPARTMENT OF BUDGET AND MANAGEMENT** hereby acknowledges the receipt of your letter/request which has been uploaded to the DBM-Document Management System and routed to the appropriate office/s with the following information:

Sender: NLP - PERSONAL DELIVERY

Document Title: NLP-SUBMISSION OF FAR 4 FOR THE MONTH OF OCTOBER 2019

Document Reference No: 2019-BB-0120223

Date and Time Uploaded: Martes, Nobyembre 12, 2019 4:03:11 PM

Uploaded By: RECEIVING ISAY BERDIN

Routed To: BMB-B Ely Fernandez


CC:

Total no of pages received: 1 copy and 1 page

The determination of the completeness of the documentary requirements submitted, if any, is subject to the evaluation of the technical person in charge.

This receipt is system generated and does not require signature.

Received by:



DOCUMENT  
MANAGEMENT  
SYSTEM

MONTHLY REPORT OF DISBURSEMENTS  
For the month of October 2019


Department :Other Executive Offices  
Agency/Entity :National Library of the Philippines  
Operating Unit :< not applicable >  
Organization Code :26 019 0000000  
Fund Cluster :01 Regular Agency Fund

Particulars	Current Year Budget					Prior Year's Budget					Current Year's Accounts Payable					SUB-TOTAL	Trust Liabilities				Grand Total					Remarks	
	PS	MOOE	FinEx	CO	TOTAL	PS	MOOE	FinEx	CO	Sub-Total	PS	MOOE	FinEx	CO	Sub-Total		TOTAL	PS	MOOE	CO	TOTAL	PS	MOOE	FinEx	CO		TOTAL
	2	3	4	5	6=(2+3+4+5)	7	8	9	10	11=(7+8+9+10)	12	13	14	15	16=(12+13+14+15)		17=(11+16)	18=(6+17)	19	20	21	22=(19+20+21)	23	24	25		26
CASH DISBURSEMENTS	4,633,782.07	4,778,753.17	0.00	196,383.95	9,608,919.19	0.00	0.00	0.00	0.00	0.00	0.00	17,982,142.85	0.00	104,523.01	18,086,665.86	18,086,665.86	27,695,585.05	0.00	599,453.96	0.00	599,453.96	4,633,782.07	23,360,349.98	0.00	300,906.96	28,295,039.01	
Notice of Cash Allocation (NCA)	4,633,782.07	4,778,753.17	0.00	196,383.95	9,608,919.19	0.00	0.00	0.00	0.00	0.00	0.00	17,982,142.85	0.00	104,523.01	18,086,665.86	18,086,665.86	27,695,585.05	0.00	599,453.96	0.00	599,453.96	4,633,782.07	23,360,349.98	0.00	300,906.96	28,295,039.01	
MDS Checks Issued	1,755,679.39	313,993.93	0.00	196,383.95	2,266,057.27	0.00	0.00	0.00	0.00	0.00	0.00	0.00	0.00	48,387.81	48,387.81	48,387.81	2,314,445.08	0.00	18,014.93	0.00	18,014.93	1,755,679.39	332,008.86	0.00	244,771.76	2,332,460.01	
Advice to Debit Account	2,878,102.88	4,464,759.24	0.00	0.00	7,342,861.92	0.00	0.00	0.00	0.00	0.00	0.00	17,982,142.85	0.00	56,135.20	18,038,278.05	18,038,278.05	25,381,139.97	0.00	581,439.03	0.00	581,439.03	2,878,102.88	23,028,341.12	0.00	56,135.20	25,962,579.00	
Notice of Transfer Allocations (NTA)	0.00	0.00	0.00	0.00	0.00	0.00	0.00	0.00	0.00	0.00	0.00	0.00	0.00	0.00	0.00	0.00	0.00	0.00	0.00	0.00	0.00	0.00	0.00	0.00	0.00	0.00	0.00
MDS Checks Issued	0.00	0.00	0.00	0.00	0.00	0.00	0.00	0.00	0.00	0.00	0.00	0.00	0.00	0.00	0.00	0.00	0.00	0.00	0.00	0.00	0.00	0.00	0.00	0.00	0.00	0.00	0.00
Advice to Debit Account	0.00	0.00	0.00	0.00	0.00	0.00	0.00	0.00	0.00	0.00	0.00	0.00	0.00	0.00	0.00	0.00	0.00	0.00	0.00	0.00	0.00	0.00	0.00	0.00	0.00	0.00	0.00
Working Fund for FAPs	0.00	0.00	0.00	0.00	0.00	0.00	0.00	0.00	0.00	0.00	0.00	0.00	0.00	0.00	0.00	0.00	0.00	0.00	0.00	0.00	0.00	0.00	0.00	0.00	0.00	0.00	0.00
Cash Disbursement Ceiling (CDC)	0.00	0.00	0.00	0.00	0.00	0.00	0.00	0.00	0.00	0.00	0.00	0.00	0.00	0.00	0.00	0.00	0.00	0.00	0.00	0.00	0.00	0.00	0.00	0.00	0.00	0.00	0.00
TOTAL CASH DISBURSEMENTS	4,633,782.07	4,778,753.17	0.00	196,383.95	9,608,919.19	0.00	0.00	0.00	0.00	0.00	0.00	17,982,142.85	0.00	104,523.01	18,086,665.86	18,086,665.86	27,695,585.05	0.00	599,453.96	0.00	599,453.96	4,633,782.07	23,360,349.98	0.00	300,906.96	28,295,039.01	
NON-CASH DISBURSEMENTS	394,379.96	197,512.39	0.00	8,946.42	600,838.77	0.00	0.00	0.00	0.00	0.00	0.00	1,017,857.15	0.00	6,911.55	1,024,768.70	1,024,768.70	1,625,607.47	0.00	394,379.96	0.00	394,379.96	1,215,369.54	0.00	15,857.97	1,625,607.47		
Tax Remittance Advances Issued (TRA)	394,379.96	197,512.39	0.00	8,946.42	600,838.77	0.00	0.00	0.00	0.00	0.00	0.00	1,017,857.15	0.00	6,911.55	1,024,768.70	1,024,768.70	1,625,607.47	0.00	394,379.96	0.00	394,379.96	1,215,369.54	0.00	15,857.97	1,625,607.47		
Non-Cash Availment Authority (NCAA)	0.00	0.00	0.00	0.00	0.00	0.00	0.00	0.00	0.00	0.00	0.00	0.00	0.00	0.00	0.00	0.00	0.00	0.00	0.00	0.00	0.00	0.00	0.00	0.00	0.00	0.00	0.00
Disbursements effected through outright deductions from claims (please specify...)	0.00	0.00	0.00	0.00	0.00	0.00	0.00	0.00	0.00	0.00	0.00	0.00	0.00	0.00	0.00	0.00	0.00	0.00	0.00	0.00	0.00	0.00	0.00	0.00	0.00	0.00	0.00
Overpayment of expenses (e.g. personnel benefits)	0.00	0.00	0.00	0.00	0.00	0.00	0.00	0.00	0.00	0.00	0.00	0.00	0.00	0.00	0.00	0.00	0.00	0.00	0.00	0.00	0.00	0.00	0.00	0.00	0.00	0.00	0.00
Restitution for loss of government property	0.00	0.00	0.00	0.00	0.00	0.00	0.00	0.00	0.00	0.00	0.00	0.00	0.00	0.00	0.00	0.00	0.00	0.00	0.00	0.00	0.00	0.00	0.00	0.00	0.00	0.00	0.00
Liquidated damages and similar claims	0.00	0.00	0.00	0.00	0.00	0.00	0.00	0.00	0.00	0.00	0.00	0.00	0.00	0.00	0.00	0.00	0.00	0.00	0.00	0.00	0.00	0.00	0.00	0.00	0.00	0.00	0.00
Others (TEF, BTr, Documentary Stamp Tax, etc.)	0.00	0.00	0.00	0.00	0.00	0.00	0.00	0.00	0.00	0.00	0.00	0.00	0.00	0.00	0.00	0.00	0.00	0.00	0.00	0.00	0.00	0.00	0.00	0.00	0.00	0.00	0.00
TOTAL NON-CASH DISBURSEMENTS	394,379.96	197,512.39	0.00	8,946.42	600,838.77	0.00	0.00	0.00	0.00	0.00	0.00	1,017,857.15	0.00	6,911.55	1,024,768.70	1,024,768.70	1,625,607.47	0.00	394,379.96	0.00	394,379.96	1,215,369.54	0.00	15,857.97	1,625,607.47		
GRAND TOTAL	5,028,162.03	4,976,265.56	0.00	205,330.37	10,209,757.96	0.00	0.00	0.00	0.00	0.00	0.00	19,000,000.00	0.00	111,434.56	19,111,434.56	19,111,434.56	29,321,192.52	0.00	599,453.96	0.00	599,453.96	5,028,162.03	24,575,719.52	0.00	316,764.93	29,920,646.48	

SUMMARY


Particulars	Previous Report	This Month	As at Date
(1)	(2)	(3)	(4)
Total Disbursement Authorities Received	193,133,514.84	33,579,750.47	226,713,265.31
NCA	180,797,351.00	31,654,143.00	212,451,494.00
NTA	0.00	0.00	0.00
Working Fund	0.00	0.00	0.00
TRA	12,336,163.84	1,625,607.47	13,961,771.31
CDC	0.00	0.00	0.00
NCAA	0.00	0.00	0.00
Less: Notice of Transfer of Allocations (NTA)* issued	0.00	0.00	0.00
Total Disbursement Authorities Available	193,133,514.84	33,579,750.47	226,713,265.31
Less:	0.00	0.00	0.00
Lapsed NCA	148,174.14	3,919,018.50	4,067,192.64
Disbursements	187,285,862.35	29,920,646.48	217,206,508.83
Less: Other Non-Cash Disbursements	0.00	0.00	0.00
Disbursements effected through outright deductions from claims	0.00	0.00	0.00
Overpayment of expenses (e.g. personnel benefits)	0.00	0.00	0.00
Restitution for loss of government property	0.00	0.00	0.00
Liquidated damages and similar claims	0.00	0.00	0.00
Others (e.g. TEF, BTr, Docs Stamp, etc.)	0.00	0.00	0.00
Add/less: Adjustments (e.g. cancelled/stated checks)	0.00	0.00	0.00
Balance of Disbursement Authorities as at date	5,899,478.35	(-259,914.91)	5,439,563.44
Total Disbursements Program	128,180,000.00	11,213,000.00	139,393,000.00
Less: Actual Disbursements	187,535,862.35	29,920,646.48	217,456,508.83
(Over)/Under spending	(-59,355,862.35)	(-18,707,646.48)	(-78,063,508.83)

Notes: \* The use of NTA is discouraged  
Notes: \*\* Amounts should tally with the grand total disbursement (column 27).

Certified Correct:  
  
BASAGRE FE BALDO  
Chief Administrative Officer  
Date: 11-Nov-2019

Recommending Approval:

Director of Financial Management Service (FMS) or Equivalent  
Date:

Approved By:  
  
ADRIANO CESAR GILBERT QUIZO  
Agency/Entity Head or Authorized Representative  
Date: 11-Nov-2019