

MONTHLY REPORT OF DISBURSEMENTS
For the month of August 2019

Department: Other Executive Offices
 Agency: National Library of the Philippines
 Operating Unit: < not applicable >
 Organization Code: 26 019 0000000
 Fund Cluster: 01 Regular Agency Fund


	Current Year Appropriations
	Supplemental Appropriations
	Continuing Appropriations


Particulars	Current Year Budget					Prior Year's Budget											Trust Liabilities					Grand Total					Remarks			
	PS	MOOE	FinEx	CO	TOTAL	Prior Year's Accounts Payable					Current Year's Accounts Payable					TOTAL	SUB-TOTAL	PS	MOOE	CO	TOTAL	PS	MOOE	FinEx	CO	TOTAL				
						PS	MOOE	FinEx	CO	Sub-Total	PS	MOOE	FinEx	CO	Sub-Total													17=(11+16)	18=(6+17)	19
CASH DISBURSEMENTS	4,205,066.92	4,590,850.58	0.00	0.00	8,795,917.50	0.00	0.00	0.00	0.00	0.00	0.00	84,088.09	0.00	241,610.77	325,698.86	325,698.86	9,121,616.36	0.00	369,000.00	0.00	369,000.00	4,205,066.92	5,043,938.67	0.00	241,610.77	9,490,616.36				
Notice of Cash Allocation (NCA)	4,205,066.92	4,590,850.58	0.00	0.00	8,795,917.50	0.00	0.00	0.00	0.00	0.00	0.00	84,088.09	0.00	241,610.77	325,698.86	325,698.86	9,121,616.36	0.00	369,000.00	0.00	369,000.00	4,205,066.92	5,043,938.67	0.00	241,610.77	9,490,616.36				
MDS Checks Issued	1,980,551.35	1,314,628.48	0.00	0.00	3,295,179.83	0.00	0.00	0.00	0.00	0.00	0.00	84,088.09	0.00	241,610.77	325,698.86	325,698.86	3,620,878.69	0.00	0.00	0.00	0.00	1,980,551.35	1,398,716.57	0.00	241,610.77	3,620,878.69				
Advice to Debit Account	2,224,515.57	3,276,222.10	0.00	0.00	5,500,737.67	0.00	0.00	0.00	0.00	0.00	0.00	0.00	0.00	0.00	0.00	0.00	5,500,737.67	0.00	369,000.00	0.00	369,000.00	2,224,515.57	3,645,222.10	0.00	0.00	5,869,737.67				
Notice of Transfer Allocations (NTA)	0.00	0.00	0.00	0.00	0.00	0.00	0.00	0.00	0.00	0.00	0.00	0.00	0.00	0.00	0.00	0.00	0.00	0.00	0.00	0.00	0.00	0.00	0.00	0.00	0.00	0.00	0.00			
MDS Checks Issued	0.00	0.00	0.00	0.00	0.00	0.00	0.00	0.00	0.00	0.00	0.00	0.00	0.00	0.00	0.00	0.00	0.00	0.00	0.00	0.00	0.00	0.00	0.00	0.00	0.00	0.00	0.00	0.00		
Advice to Debit Account	0.00	0.00	0.00	0.00	0.00	0.00	0.00	0.00	0.00	0.00	0.00	0.00	0.00	0.00	0.00	0.00	0.00	0.00	0.00	0.00	0.00	0.00	0.00	0.00	0.00	0.00	0.00	0.00		
Working Fund for FAPs	0.00	0.00	0.00	0.00	0.00	0.00	0.00	0.00	0.00	0.00	0.00	0.00	0.00	0.00	0.00	0.00	0.00	0.00	0.00	0.00	0.00	0.00	0.00	0.00	0.00	0.00	0.00	0.00	0.00	
Cash Disbursement Coiling (CDC)	0.00	0.00	0.00	0.00	0.00	0.00	0.00	0.00	0.00	0.00	0.00	0.00	0.00	0.00	0.00	0.00	0.00	0.00	0.00	0.00	0.00	0.00	0.00	0.00	0.00	0.00	0.00	0.00	0.00	
TOTAL CASH DISBURSEMENTS	4,205,066.92	4,590,850.58	0.00	0.00	8,795,917.50	0.00	0.00	0.00	0.00	0.00	0.00	84,088.09	0.00	241,610.77	325,698.86	325,698.86	9,121,616.36	0.00	369,000.00	0.00	369,000.00	4,205,066.92	5,043,938.67	0.00	241,610.77	9,490,616.36				
NON-CASH DISBURSEMENTS	375,657.71	183,294.07	0.00	0.00	558,951.78	0.00	0.00	0.00	0.00	0.00	0.00	3,509.41	0.00	10,067.12	13,576.53	13,576.53	572,528.31	0.00	5,223.85	0.00	5,223.85	375,657.71	186,803.48	0.00	10,067.12	577,752.16				
Tax Remittance Advices Issued (TRA)	375,657.71	183,294.07	0.00	0.00	558,951.78	0.00	0.00	0.00	0.00	0.00	0.00	3,509.41	0.00	10,067.12	13,576.53	13,576.53	572,528.31	0.00	0.00	0.00	0.00	375,657.71	186,803.48	0.00	10,067.12	577,752.16				
Non-Cash Availment Authority (NCAA)	0.00	0.00	0.00	0.00	0.00	0.00	0.00	0.00	0.00	0.00	0.00	0.00	0.00	0.00	0.00	0.00	0.00	0.00	0.00	0.00	0.00	0.00	0.00	0.00	0.00	0.00	0.00	0.00		
Disbursements effected through outright deductions from claims (please specify...)	0.00	0.00	0.00	0.00	0.00	0.00	0.00	0.00	0.00	0.00	0.00	0.00	0.00	0.00	0.00	0.00	0.00	0.00	0.00	0.00	0.00	0.00	0.00	0.00	0.00	0.00	0.00	0.00		
Overpayment of expenses(e.g. personnel benefits)	0.00	0.00	0.00	0.00	0.00	0.00	0.00	0.00	0.00	0.00	0.00	0.00	0.00	0.00	0.00	0.00	0.00	0.00	0.00	0.00	0.00	0.00	0.00	0.00	0.00	0.00	0.00	0.00	0.00	
Restitution for loss of government property	0.00	0.00	0.00	0.00	0.00	0.00	0.00	0.00	0.00	0.00	0.00	0.00	0.00	0.00	0.00	0.00	0.00	0.00	0.00	0.00	0.00	0.00	0.00	0.00	0.00	0.00	0.00	0.00	0.00	
Liquidated damages and similar claims	0.00	0.00	0.00	0.00	0.00	0.00	0.00	0.00	0.00	0.00	0.00	0.00	0.00	0.00	0.00	0.00	0.00	0.00	0.00	0.00	0.00	0.00	0.00	0.00	0.00	0.00	0.00	0.00	0.00	
Others (TEF, BTR, Documentary Stamp Tax, etc.)	0.00	0.00	0.00	0.00	0.00	0.00	0.00	0.00	0.00	0.00	0.00	0.00	0.00	0.00	0.00	0.00	0.00	0.00	5,223.85	0.00	5,223.85	0.00	5,223.85	0.00	0.00	5,223.85				
TOTAL NON-CASH DISBURSEMENTS	375,657.71	183,294.07	0.00	0.00	558,951.78	0.00	0.00	0.00	0.00	0.00	0.00	3,509.41	0.00	10,067.12	13,576.53	13,576.53	572,528.31	0.00	5,223.85	0.00	5,223.85	375,657.71	186,803.48	0.00	10,067.12	577,752.16				
GRAND TOTAL	4,580,724.63	4,774,144.65	0.00	0.00	9,354,869.28	0.00	0.00	0.00	0.00	0.00	0.00	87,597.50	0.00	251,677.89	339,275.39	339,275.39	9,694,144.67	0.00	374,223.85	0.00	374,223.85	4,580,724.63	5,235,966.00	0.00	251,677.89	10,068,368.52				

SUMMARY

Particulars	Previous Report	This Month	As at Date
(1)	(2)	(3)	(4)
Total Disbursement Authorities Received	0.00	0.00	0.00
NCA	118,679,015.00	13,985,000.00	132,664,015.00
NTA	0.00	0.00	0.00
Working Fund	0.00	0.00	0.00
TRA	7,700,602.65	572,528.31	8,273,130.96
CDC	0.00	0.00	0.00
NCAA	0.00	0.00	0.00
Less: Notice of Transfer of Allocations (NTA)* issued	0.00	0.00	0.00
Total Disbursement Authorities Available	126,379,617.65	14,557,528.31	140,937,145.96
Less:	0.00	0.00	0.00
Lapsed NCA	148,174.14	0.00	148,174.14
Disbursements	125,187,752.72	10,068,368.52	135,256,121.24
Less: Other Non-Cash Disbursements	0.00	0.00	0.00
Disbursements effected through outright deductions from claims	0.00	0.00	0.00
Overpayment of expenses(e.g. personnel benefits)	0.00	0.00	0.00
Restitution for loss of government property	0.00	0.00	0.00
Liquidated damages and similar claims	0.00	0.00	0.00
Others (e.g. TEF, BTR, Docs Stamp, etc.)	0.00	0.00	0.00
Add/Less: Adjustments (e.g. cancelled/staled checks)	0.00	0.00	0.00
Balance of Disbursement Authorities as at date	1,043,690.79	4,489,159.79	5,532,850.58
Total Disbursements Program	95,748,000.00	10,516,000.00	106,264,000.00
Less: *Actual Disbursements	125,187,752.72	10,068,368.52	135,256,121.24
(Over)/Under spending	(-29,439,752.72)	447,631.48	(-28,992,121.24)

Notes: * The use of NTA is discouraged
 Notes: ** Amounts should tally with the grand total disbursement (column 27).

Certified Correct:

 BASAGRE FE BALOSO
 Chief Administrative Officer
 Date: 10-Sep-2019

Recommending Approval:

 BASAGRE FE BALOSO
 Chief Administrative Officer
 Date: 10-Sep-2019

Approved By:

 ADRIANO CESAR GILBERT QUIZO
 Agency Head
 Date: 10-Sep-2019



In following-up, pls. cite DMS ref #

2019-BB-0092123

REPUBLIC OF THE PHILIPPINES
DEPARTMENT OF BUDGET AND MANAGEMENT

GENERAL SOLANO STREET, SAN MIGUEL, MANILA

ACKNOWLEDGEMENT RECEIPT

The **DEPARTMENT OF BUDGET AND MANAGEMENT** hereby acknowledges the receipt of your letter/request which has been uploaded to the DBM-Document Management System and routed to the appropriate office/s with the following information:

Sender: NLP - PERSONAL DELIVERY

Document Title: NLP-MRD FAR NO. 4 FOR JULY AND AUGUST 2019

Document Reference No: 2019-BB-0092123

Date and Time Uploaded: Wednesday, September 18, 2019 3:34:55 PM

Uploaded By: RECEIVING GLENN MACUNAT

Routed To: BMB-B Ely Fernandez


cc:

Total no. of pages received: 1 copy and 2 pages

The determination of the completeness of the documentary requirements submitted, if any, is subject to the evaluation of the technical person in charge.

This receipt is system generated and does not require signature.

Received by:



DOCUMENT
MANAGEMENT
SYSTEM